

2022 ANNUAL REPORT



Independent Auditor’s Report on the Annual Report of Board of Directors	2
Presentation.....	4
Corporate Profile.....	5
Sustainability at Türk Eximbank.....	6
Integrated Management System at Türk Eximbank	7
Financial Highlights	8
Chairman’s Message	10
General Manager’s Message.....	12
Historical Background.....	15
Changes in the Articles of Association.....	17
Capital Structure.....	18
Türk Eximbank’s Position in the Turkish Banking Sector	19
Overview of Türk Eximbank’s Activities in 2022	20
Türk Eximbank’s Targets and Activities in 2023.....	36
Corporate Governance.....	38
Summary Report of the Board of Directors for 2022	39
Board of Directors and Audit Committee.....	44
Executive Committee and Managers of Internal System Units.....	48
The Committees for Risk Management and Bank Transactions at Türk Eximbank	51
Changes in the Organizational Structure	53
Human Resources Practices	53
Financial Information and Assessment on Risk Management.....	55
Relations of Türk Eximbank with Its Risk Group.....	56
Support Services Obtained by Türk Eximbank in 2022	57
The General Assessment of the Audit Committee for the Year 2022 Regarding Activities and Risk Management, Internal Control and Internal Audit Systems at Türk Eximbank.....	59
Risk Management Policies Based on Risk Types	65
Evaluation of Financial Position	71
Financial Indicators for the 2018-2022 Period.....	74
Publicly Announced Unconsolidated Financial Statements and Related Disclosures together with Independent Auditor’s Report at 31 December 2022	75
Directory	

INDEPENDENT AUDITOR'S REPORT ON THE ANNUAL REPORT OF THE BOARD OF DIRECTORS

To the General Assembly of Türkiye İhracat Kredi Bankası A.Ş

1) Opinion

We have audited the annual report of Türkiye İhracat Kredi Bankası A.Ş. ("the Bank") for the period of January 1, 2022 – December 31, 2022.

In our opinion, the unconsolidated financial information provided in the annual report of the Board of Directors and the discussions made by the Board of Directors on the situation of the Bank are presented fairly and consistent, in all material respects, with the audited full set unconsolidated financial statements and the information we obtained during the audit.

2) Basis for Opinion

We conducted our audit in accordance with "Regulation on independent audit of the Banks" published in the Official Gazette no.29314 dated 2 April 2015 published by BRSA (BRSA Independent Audit Regulation) and Independent Auditing Standards (InAS) which are part of the Turkish Auditing Standards as issued by the Public Oversight Accounting and Auditing Standards Authority of Turkey (POA). Our responsibilities under those standards are further described in the Auditor's Responsibilities for the Audit of the Annual Report section of our report. We are independent of the Bank in accordance with the Code of Ethics for Independent Auditors (Code of Ethics) as issued by the POA, and we have fulfilled our other ethical responsibilities in accordance with the Code of Ethics. We believe that the audit evidence we have obtained is sufficient and appropriate to provide a basis for our opinion.

3) Our Auditor's Opinion on the Full Set Financial Statements

We have expressed an unqualified opinion in our auditor's report dated February 24, 2023 on the full set financial statements of the Bank for the period of January 1, 2022 – December 31, 2022.



**Building a better
working world**

4) The Responsibility of the Board of Directors on the Annual Report

In accordance with Articles 514 and 516 of the Turkish Commercial Code 6102 ("TCC") and communique on 'Principles and procedures set out by the regulations on preparation and issuance of annual reports of Banks', the management of the Bank is responsible for the following items:

- a) Preparation of the annual report within the first three months following the balance sheet date and submission of the annual report to the general assembly.
- b) Preparation and fair presentation of the annual report; reflecting the operations of the Bank for the year, along with its financial position in a correct, complete, straightforward, true and honest manner. In this report, the financial position is assessed according to the financial statements. The development of the Bank and the potential risks to be encountered are also noted in the report. The evaluation of the board of directors is also included in this report.
- c) The annual report also includes the matters below:
 - Subsequent events occurred after the end of the fiscal year which have significance,
 - The research and development activities of the Bank,
 - Financial benefits such as salaries and bonuses paid to the board members and to those charged governance, allowances, travel, accommodation and representation expenses, financial aids and aids in kind, insurances and similar deposits.
 - Other matters prescribed in the communique on 'Principles and procedures set out by the regulations on preparation and issuance of annual reports of Banks' published in official gazette no.26333 dated November 1, 2006.

When preparing the annual report, the board of directors takes into account the secondary legislative arrangements published by the Ministry of Trade and related institutions.

5) Auditor's Responsibilities for the Audit of the Annual Report

Our aim is to express an opinion, based on the independent audit we have performed on the annual report in accordance with provisions of the Turkish Commercial Code and the Communique on 'Principles and procedures set out by the regulations on preparation and issuance of the annual reports of Banks' published in official gazette no.26333 dated November 1, 2006 , "Regulation on Accounting Applications for Banks Safeguarding of Documents" published in the Official Gazette no.26333 dated 1 November 2006 and other regulations on accounting records of Banks published by Banking Regulation and Supervision Agency ("BRSA"), circulars, interpretations published by BRSA and "BRSA Accounting and Financial Reporting Legislation" which includes the provisions of Turkish Financial Reporting Standards ("TFRS") for the matters which are not regulated by these regulations, on whether the unconsolidated financial information provided in this annual report and the discussions of the Board of Directors are presented fairly and consistent with the Bank's audited unconsolidated financial statements and to prepare a report including our opinion.



**Building a better
working world**

The independent audit we have performed is conducted in accordance with InAS and BRSA Independent Audit Regulation. These standards require compliance with ethical provisions and the independent audit to be planned and performed to obtain reasonable assurance on whether the unconsolidated financial information provided in the annual report and the discussions of the Board of Directors are free from material misstatement and consistent with the unconsolidated financial statements.

The name of the engagement partner who supervised and concluded this audit is Fatma Ebru Yücel.

Güney Bağımsız Denetim ve Serbest Muhasebeci Mali Müşavirlik Anonim Şirketi
A member firm of Ernst & Young Global Limited



Fatma Ebru Yücel, SMMM
Partner

February 24, 2023
İstanbul, Turkey

Presentation

Corporate Profile

Export Credit Bank of Türkiye (Türk Eximbank) is the official export credit agency in Türkiye.

Being the official export credit agency in Türkiye, Türk Eximbank helps Turkish companies engaged in goods and services exports, overseas contracting, and investment goods manufacturing and sales increase their share in international trade by extending them credit and credit insurance support since 1987. While satisfying their business and investment finance needs on one hand, Türk Eximbank also protects our exporters against collection and market risk through credit insurance and derivatives as they carry out their activities.

Domestic credits are offered to exporters, available in short-, medium- and long-term options for fulfilment of pre- or post-shipment needs for the exports of goods and services. Lending is made also through commercial banks and other finance companies, as well as credit programs directly extended by the Bank. Program requirements of pre-shipment export credit include export commitment liability, whereas under the post-shipment credit, exporters can have their credit sales discounted to make use of the Bank's financing facilities. Short Term Export Credit Insurance insures short-, medium- and long-term receivables arising from commodity and service exports against commercial and/or political risks. The Bank also provides insurance cover for short-term receivables arising from the domestic operations of exporters and group companies with the Domestic Receivables Insurance. Today the Bank insures exports to 238 countries with its insurance programs.

Türk Eximbank offers service with 23 branches and 11 liaison offices. Headquartered in İstanbul (Anadolu Yakası), the Bank has 23 units covering İç Anadolu, Marmara and Ege Regional Directorates and Ankara, Gaziantep, İzmir, Bursa, Denizli, Adana, Konya, Kayseri, Antalya, İstanbul (Avrupa Yakası), Gebze, Merkez, İstanbul Odakule, Çorlu, Manisa, Maltepe, Mersin, Eskişehir, İskenderun, Trabzon, İstanbul İkitelli OSB, Kahramanmaraş and Diyarbakır branches, and 11 liaison offices in Samsun, Ege Region Chamber of Industry, Ege Exporters' Associations, İzmir Kemalpaşa Organized Industry Zone, Aydın, Erzurum, Hatay, Sakarya, İstanbul Anadolu Yakası Organized Industrial Site, İnegöl and Isparta.

Out of 748 employees of Türk Eximbank, 7 hold PhD, 386 master's degrees, 270 bachelor's degrees, 27 associate degrees.

Sustainability at Türk Eximbank

Türk Eximbank believes that sustainable exports is of the utmost importance in the rapidly changing world that is confronted with numerous issues from climate change to socioeconomic inequality. In this direction, the Bank takes into account all financial and non-financial risks that are economic and ESG-related while carrying out its activities.

Within this framework, the Bank launched the “Sustainability, Environmental and Social Risk Management” Project to carry out all of its activities in line with sustainability principles and to shape its governance structure on the center of these principles. In the same direction, the Sustainability Principles, Environmental and Social Impact Policy, Climate Change Adaptation and Mitigation Policy were approved by the Board of Directors.

To this end, steps are being taken to assess the environmental and social risks of the Bank’s lending and insurance activities and to guarantee that the same are effectively managed in line with the Bank’s strategy.

Believing that sustainability is a factor that does not merely affect the world’s future but also drives the development of organizations, necessary steps have been taken for monitoring and reducing carbon emissions that are of great importance in terms of Climate Change Adaptation. ISO 14064:2018 GHG Emissions Verification certification has been obtained for 2021 operations. Based on 2021 data, carbon emissions resulting from our lending operations were also calculated in addition to our direct emissions from our operations. Türk Eximbank has become the first bank to calculate its carbon and GHG emissions resulting from operating and investment loans, leading the sector in this sense. Our related project for “Establishing the Methodology and Calculating the Bank’s Operational Impact and Carbon Emissions of its Borrower Exporters” was granted the Best Innovation in Sustainable Financial Products and Services award at the Global Sustainable Finance Conference organized by the European Organisation for Sustainable Development (EOSD) and an award in the Best Planning and Project category at the International Environmental Communication Summit.

An agreement has been reached for procuring the Bank’s electrical energy from renewables in 2022 and 1,000 MWh I-REC has been purchased.

On another front, the Bank’s first Sustainability Report addressing 2021 operations was released on 28 July 2022, the World Nature Conservation Day. In addition, a Sustainability Bulletin is being prepared to familiarize the Bank employees with global and local developments in relation to sustainability and to make sure that sustainability notion is embraced by all employees. The Bank regularly participates in the Banks Association of Türkiye Working Group meetings, and sustainability-related webinars of various organizations (ERTA, Integrated Reporting, UNEP etc.) to keep abreast of the latest developments, and the senior management is kept informed.

Integrated Management System at Türk Eximbank

The official export credit agency of Türkiye, Türk Eximbank launched the “Integrated Management System” project to conduct its activities and improve its corporate governance in accordance with international governance systems standards. In this framework, the Integrated Management System Policy has been approved by the Bank’s Board of Directors.

Aiming to bring its quality, environmental, and occupational health and safety management systems under a single roof to facilitate their execution, Türk Eximbank established the Integrated Management System in 2022. Targeting to achieve alignment with the international ISO 9001 Quality Management System, ISO 14001 Environmental Management System and ISO 45001 Occupational Health and Safety Management System standards by virtue of the Integrated Management System it has put in place, Türk Eximbank ensures sustained continuity of its institutionalization culture enabled by continuous improvement at the same time.

Having successfully passed the ISO Integrated Management System audits that cover ISO 9001 Quality Management System, ISO 14001 Environmental Management System and ISO 45001 Occupational Health and Safety Management System during 2022, our Bank has endorsed the institutional structure of its Integrated Management System at its head office units and all branches with ISO Integrated Management System certifications.

Relying on ISO Integrated Management System certifications, activities continue to be carried out for guaranteeing that all Bank employees work in a safe and healthy working environment, as well as for enhancing the service quality rendered by the Bank and minimizing the environmental impact of its operations. On another note, we remain a mission Bank with all our stakeholders in the context of quality, environm, and occupational health and safety.

Financial Highlights

Within the frame of its mission to provide financing support to exports being a specialized bank, Türk Eximbank does not target profit maximization

TÜRK EXIMBANK IN FIGURES

Balance Sheet Accounts (TL thousand)	2022	2021
Loans	304,838,890	287,473,621
Total Assets	346,036,720	322,377,479
Funds Borrowed	259,018,890	250,365,374
Securities Issued (Net)	41,722,141	37,284,304
Subordinated Loans	6,507,220	5,523,837
Money Market Funds	7,910,508	6,517,681
Shareholders' Equity	23,750,636	14,550,314
Paid-in Capital	13,800,000	10,800,000

Profit-Loss Statement Accounts (TL thousand)	2022	2021
Interest Income	17,232,240	7,190,739
Interest Expenses	-11,472,507	-4,388,430
Net Interest Income	5,759,733	2,802,309
Net Fees and Commissions and Other Operating Income	1,066,498	556,923
Trading Income/Losses (Net)	725,709	643,073
Expected Credit Losses	-277,707	-231,578
Other Provision Expenses	-166,545	-151,073
Personnel Expenses	-582,029	-300,661
Other Operating Expenses	-293,179	-212,476
Net Profit for the Period	6,232,480	3,106,517

Türk Eximbank's summary financial statements for 2018-2022 are presented on page 74.

Summary Activity Indicators

Credit Activities (USD million)*

	2022	2021
Short-Term Credit Activities		
Total Short-Term Credits	17,712	17,932
Short-Term TL Credits	8,003	1,324
Short-Term FX Credits	9,709	16,608
Medium- and Long-Term Credit Activities		
Medium- and Long-Term Credits	1,856	4,575
Total Credit Activities		
Total Credits	19,568	22,507

* The amounts allocated include credits with extended terms.

Türk Eximbank's Insurance Activities (USD million)

Short-Term Credit Insurance		
Insured Shipment	25,299	23,502
Medium- and Long-Term Export Credit Insurance		
Covered Transaction Amount	2,3	4
Reinsurance/Guarantee Programs		
Amount of Reinsured Transactions	-	60
Total Insurance/Reinsurance Activities		
Claims Paid	25.4	30
Total Insurance/Reinsurance	25,301	23,566

Türk Eximbank's Total Support (USD million)

Total Credit/Insurance/Guarantee Support	44,869	46,073
--	--------	--------

Chairman's Message

2022 has been a year that presented the world economy with several crises to handle. At the onset of the year, supply issues that resulted from disruptions in global supply chains and increased oil prices due to postponed energy investments drove global inflation up; upon the realization that inflation is here to stay, global central banks quickly started implementing tightening monetary policies.

The Russia-Ukraine war triggered an upsurge in energy prices in Europe in particular, led by gas prices. The research conducted reveal that the toll of the energy crisis was as high as that of 1973 oil crisis. Furthermore, inability of “the breadbasket” Ukraine to export its grain and the accumulated effects of the global climate crisis caused a hike in food prices. China's insistence on the zero-Covid policy prevented the alleviation of the pressures on global supply chain. All these developments boosted global inflation, bringing inflation rates in developed countries to their highest since the 1980s. Seeking to take inflation under control, central banks were compelled to implement the fastest rate hike of the past 45 years. The termination of the downtrend on 10-year bond rates in the US that has been ongoing since 1982 manifests the size of financial tightening.

Multiple crises experienced in global economy in 2022 instigated debates about recession for 2023. The World Bank revised its 2023 global growth projection downwards from 3% to 1.7%, which is the lowest growth rate in the past five decades excluding in 2009 and 2020. The topic at hand for 2023 is whether soft landing can be achieved in developed countries, and whether inflation can be taken under control and decreased to containable levels. Controlling global inflation before economies enter recession, thus bringing about partial loosening in monetary policies is considered as the most positive outcome.

On the other hand, numerous developing countries are anticipated to slip into recession as opposed to developed economies. The fact that total indebtedness of developing countries is at the peak of the past 50 years narrows down maneuvering space in fiscal policies in these countries. Tightened global financial conditions and absence of flexibility in fiscal policies cause repatriation of international funds. Hence, it is projected that investments in developing countries will increase by a mere 3.5% by 2024 . This rise in investment ratios corresponds to half of the rise in the past 20 years. Such a low increase in investments will expectedly deplete the existing capital stock in developing countries, and pull down potential GDP, average income and purchasing power, under which scenario per capita GDP in developing economies will increase by just 2.8% in 2023 and 2024.

As the way out of the restrained space in monetary and fiscal policies on the part of developing countries, policies for growing foreign trade volumes gain the foreground. Although the pressure on the global supply chain eases in connection with declined logistics costs, the stock level remains low as compared to the pre-pandemic period. The deceleration in global trade in the second half of 2022 is anticipated to persist also in 2023. The World Trade Organization projected global trade growth in 2023 at a low 1%. Amid such a conjuncture, pursuance of policies that will add to the competitive strength of developing countries in foreign trade is deemed important. Furthermore, as the events of 2022 highlight energy and supply security issues, the coming period will presumably see increased investments in alternative energy resources and continued trend towards regional supply chains.

Despite the challenging conditions tainting the world trade, Türkiye sustained the momentum it has captured in 2021 and broke record in exports. These developments indicate that our country

has embarked upon the centennial of our Republic employing the right economy policies. The support Türk Eximbank, Türkiye's official export credit agency, extended to our country's exports in 2022 totaled USD 45 billion, comprised of USD 19.6 billion in loans and USD 25.3 billion in insurance/reinsurance. We are targeting to increase our Bank's total support volume in 2023 to USD 50 billion in line with our country's growing exports.

Murat ZAMAN
Chairman of the Board of Directors

General Manager's Message

We are Boosting the Impact of Eximbank Support to our Country's Exports

Türkiye once again equalized its record in exports defying the negative effects of the slowdown in global markets and parity. Türkiye's exports in 2022 increased by 12.9% as compared to 2021 and rose to USD 254.2 billion.

Export was the main driving force behind our country's economic growth in the reporting period. In this vein, the mission Türk Eximbank has undertaken gained even more significance. At Türk Eximbank, we continue to work towards contributing to growing our country's exports and providing the support our exporters need. Our target is to increase the support we furnish to Turkish exporters by expanding our product and service array in this direction.

In 2022, we have introduced new implementations that will augment the contribution of our support to Turkish exporters to our country's export strategies. Under the Performance Potential Assessment Model we have developed to this end for exporter companies, we are taking into consideration added-value and high-tech exports, priority sectors and target countries, and we are increasing the share of the support we extend to these strategic areas.

With its strategic transformation in progress, Türk Eximbank simplifies and speeds up its processes with a digital focus with the aim of enhancing the quality of service rendered to our exporters, while charging ahead with its efforts to acquire a structure that will allow the Bank to offer branch-independent service to exporters.

Türk Eximbank will keep increasing its support to exports.

In 2022, Türk Eximbank kept producing solutions for exporters' diverse financing needs. To this end, our available products were updated and upgraded, expanding the coverage of our Bank's services. With the second tranche of the loan agreement signed for USD 100 million on 6 May 2020 with the Islamic Development Bank under the guarantee of the Republic of Türkiye Ministry of Treasury and Finance, a murabaha fund, i.e. cost-plus financing, in the amount of USD 55 million was secured on 9 June 2022.

We kept servicing our exporters with diversified domestic and international funding sources including our syndicated loans. As Türk Eximbank, we believe that the long-lasting relationships we establish with domestic and international banks and institutions underpin the successful deals we realize year after year. In May, we rolled over our syndicated loan that is the Bank's first sustainability-linked facility with a ratio of 104% with the participation of 26 international financial institutions. This was followed by another sustainability-linked syndicated loan we rolled over with a ratio of 101.4% in November, which was participated by 24 international banks.

We are attaching particular importance to establishing new partnerships with other export credit agencies and regional multi-lateral financial institutions and to strengthening the bonds of cooperation for further leveraging the support extended to our exporters. In 2023, we will continue to sign memoranda of understanding of a general nature and those that pave the way for collaborations in third countries.

In keeping with our mission of being by the side of our exporters as Türk Eximbank, we are offering service out of 34 different locations consisting of 23 branches and 11 liaison offices in

order to have direct contact with our exporters, to cater to their needs on-site and faster. Hence, we maintain a presence in our provinces realizing 94% of our exports, and sustain our close contact with our exporters. Furthermore, we have made numerous services of our Bank accessible through online platforms without necessitating a branch visit with our electronic banking applications in line with needs and demands.

A total of USD 45 billion support to exports

During 2022, Türk Eximbank's cash loans to our exporters amounted to USD 19.6 billion; we have created a secure sales environment for them on the back of insurance/reinsurance support totaling USD 25.3 billion. All in all, export credits we provided totaled USD 45 billion. In 2023, on the other hand, we are targeting to bring our total support to the order of USD 50 billion.

The number of exporter firms extended support by our Bank reached 15,440 in 2022. As Türk Eximbank, we are targeting to reach a higher number of exporters in keeping with our policy to expand our base, and we are delighted that SMEs make up 99% of 1,744 exporters that made use of the Bank's supports for the first time ever in the past one year. While SMEs accounted for around 60% of the exporters benefiting from our Bank's services in 2017, this ratio rose to 81% in 2022.

Türk Eximbank added new ones to its products and services in 2022, as it did in previous years.

Besides upgrading and diversifying our loan and insurance products, we are also carrying on with the expansion of our sphere of activity.

Co-founded by the Turkish Exporters Assembly (TİM) and Türk Eximbank to facilitate our exporters' access to financing and contribute to resolution of their collateralization problems, İhracatı Geliştirme A.Ş., a joint stock company, kickstarted a new era in export finance. In 2022, Türk Eximbank disbursed TL 13.5 billion in loans to more than 2600 exporter companies, 93% of which were SMEs, under the guarantee of İGE. Furthermore, a Prefinance Support Program protocol has been signed in 2022 by and between the Ministry of Trade, Türk Eximbank and İGE.

As part of our insurance programs that represent another major area of our Bank's operations, participation (takaful) insurance development activities were brought to completion, alongside our fund disbursement programs we have launched in line with participation banking principles. Under the program introduced, our exporters' forward export receivables with a maturity of up to 360 days will be insured against commercial and political risks.

We made the first deal under the Rediscount Credit Based in Swap Agreements we have co-launched with the CBRT (Central Bank of the Republic of Türkiye) and we are targeting to expand the facility in 2023. Rediscount Credit Based in Swap Agreements is a key product which is disbursed based on the swap agreement with the central banks of the People's Republic of China, the Republic of Korea, United Arab Emirates and Qatar and the Central Bank of the Republic of Türkiye to be used in the payments related to the financing of commercial activities between the Republic of Türkiye and the said countries and which supports trade using local currencies. We are intending to expand the coverage of the credit facility we initially implemented for imports from the People's Republic of China to entail other countries in the future.

We are Breaking New Ground in the Banking Industry

We are paying regard to economic, environmental, social and governance risks while realizing our activities and offering our services. In this framework, we qualified for ISO 14064:2018 certification, being the first bank to calculate our carbon and GHG emissions stemming from our operating and investment loans, as well as those resulting from our operations.

In addition to the above, we are taking care to keep a close eye on all global and domestic developments in relation to sustainability and to brief and support our exporters in relation to these matters within the scope of Paris Climate Agreement, to which Türkiye is also a party.

Also in the future, we will carry on with our activities in alignment with our country's export goals in keeping with our sense of responsibility.

Ali GÜNEY

General Manager

Historical Background

Exports gained great importance in Türkiye after the introduction of outward-oriented policies in the 1980s. In the process, the mission of supporting exports was undertaken by Türk Eximbank that was established in 1987.

Türk Eximbank was chartered by the Board of Ministers through Decision No. 87/11914, following the order of Law No. 3332 dated 31 March 1987 by maintaining the juridical and legal personality of the State Investment Bank. In effect, according to the charter, Türk Eximbank took over the State Investment Bank's credit, funding, support, insurance, guarantees of goods and services, exports and imports, overseas contracting services, manufacturing and sales of domestic investment goods, and foreign investments, but at the same time it was transformed into a joint stock company subject to the provisions of the Private Law of the State Investment Bank. Türk Eximbank was established in 1987 as the official export credit agency according to international classifications, and started to implement its programs at the beginning of 1988.

The objectives of the Bank, which is the only official export credit agency in Türkiye, are spelled out as follows:

- Increasing the volume of exports;
- Diversification of export goods and services;
- Developing new export markets;
- Increasing the exporters' share of international trade and providing necessary support for their initiatives;
- Gaining competitiveness and bringing assurance to exporters, overseas contractors and investors on the international markets; and
- Promoting and supporting the production and sale of investment goods for export through overseas investments.

As a means of aiding export development, Türk Eximbank offers specialized financial services to exporters, export-oriented manufacturers, companies engaged in FC-earning services and overseas investors and contractors through short, medium- and long-term cash credit, insurance and guarantee programs.

Türk Eximbank's role in funding exports has steadily increased over the years. According to the country's liabilities against international institutions regulating the world trade, Türkiye had to terminate the direct export incentives, and because of the commitment to comply with the commercial and competition policies of EU and the Customs Union. As a result of these developments, the funding of exports through credit, guarantee and insurance programs has become the most significant stimulant element in terms of increasing the competitiveness of Turkish exports on international markets.

The "Articles of Association and Duties of the Export Credit Bank of Türkiye", which has since been repealed, was prepared to reflect the changes in legislation required regarding the activities of the Bank in line with the Principles Appendix to Decision No. 87/11914 regulating

the establishment of the Bank, Turkish Commercial Code No. 6102, the changes in the banking legislation, and global financial and economic developments that have occurred since the Bank's establishment, and was published in the Official Gazette dated 23 February 2013 as an attachment to Decision 2013/4286 of the Board of Ministers. Operating principles of the Bank are currently being determined in accordance with the principles set forth in the appendix of Board of Ministers decision numbered 2013/4286.

In accordance with Article 4/C of the Chartering Law, which was amended by Act No. 3659 and Article 10 of the Law No. 4749, the Ministry of Treasury and Finance covers any losses incurred by Türk Eximbank in its credit, insurance and guarantee transactions arising from political risks.

In accordance with the second paragraph of Article 2 of the Law numbered 3332, the Ministry which the Bank is related to is determined by the decision of the Presidency. In this context, Türk Eximbank has been linked with the Ministry of Commerce based on the Presidency's Memorandum numbered 2018/1 which was in effect by its issuance at the Official Gazette numbered 30479 dated 15 July 2018.

Most recently, Article 8 of the Law numbered 7341 dated 4 November 2021, which came into force upon its publication in the Official Gazette issue 31651 dated 6 November 2021 amended the first sentence of Article 4 (1) of the Law numbered 3332 and supplemented item (D) to the same Article. This amendment granted the Bank certain exemptions and exceptions in order for the Bank to carry out its operations more effectively and for preventing contraction of the funds allocated for supporting exports.

Changes in the Articles of Association

At the Extraordinary General Assembly Meeting of Türk Eximbank convened on 12 January 2017, “Article 7 - Capital of the Bank”, and “Article 8 - Capital Increase” of the Articles of Association were modified. Under the modification made, the Bank switched to the registered capital system and the registered capital ceiling was set as TL 10,000,000,000. At the Ordinary General Assembly Meeting of the Bank convened on 26 March 2021, Articles 7 and 8 of the Articles of Association were updated and the registered capital ceiling was set as TL 17,500,000,000. At the Ordinary General Assembly Meeting of the Bank convened on 14 March, Article 7 of the Articles of Association was amended once again, and the registered capital ceiling was increased to TL 30,000,000,000. Based on the Bank’s Board of Directors decision dated 29 December 2021, the Bank’s share capital was raised to TL 13,800,000,000, which is the current share capital amount.

Capital Structure

The Undersecretariat of Treasury holds all of the Bank's shares. Neither the chair nor the members of the Board of Directors nor the general manager nor any deputy general manager owns shares in the Bank.

Türk Eximbank's Position in the Turkish Banking Sector

	TURKISH BANKING SECTOR*	TÜRK EXIMBANK**
Total Assets	TL 14,344 billion	TL 346 billion
Total Loans***	TL 7,744 billion	TL 306 billion
Loans/Assets (%)	54.0	88.3
NPL Ratio (%)	2.1	0.2
Shareholders' Equity	TL 1,407 billion	TL 23.8 billion
Capital Adequacy Ratio (%)	19.5	20.9
Net Profit	TL 433 billion	TL 6.2 billion
Return on Assets (%)	3.7	1.9
Return on Equity (%)	49.9	43.0

* BRSA data as of December 2022

** Türk Eximbank temporary data as of December 2022.

*** Total loans include NPLs.

Overview of Türk Eximbank's Activities in 2022

Being the official export credit agency in Türkiye, Türk Eximbank helps Turkish companies engaged in goods and services exports, overseas contracting, and investment goods manufacturing and sales increase their share in international trade by extending them credit and credit insurance support.

Being a specialized bank in export financing, Türk Eximbank has embraced it as a primary goal to achieve its predefined targets associated with export finance rather than maximizing profit. However, care is taken to pursue policies that will safeguard a healthy financial structure in keeping with the responsibility of being a bank.

In 2022, Türk Eximbank carried on with the “Türk Eximbank Strategic Transformation Program” initiated in 2020 with the aim of more effectively supporting our country's export strategies and flourish the foreign trade ecosystem in line with the worldwide best practices in collaboration with its stakeholders. Under this program, Türk Eximbank is transforming into a structure that proactively supports the exporters that generate high added-value for the national economy and pursue operations in line with our country's export strategies. It also identifies the needs and obstacles of exporters and companies with export potential, expands its product and service array targeted at their needs, and improves exporters' experience of making use of Türk Eximbank support schemes. The Bank's Strategic Priorities within the scope of the Strategic Transformation Program have been defined as follows: SME Priority, Value-Added Export Priority, Collateral Diversity, Sectoral Focus, Focused Country Strategy, Digitalization, Broad Product and Service Array, Creation of a Stable Funding Structure, Field of Activity and Structuring, Competence Transformation, Institutional Relations and Communications.

In 2022, under the Strategic Priorities and Transformation Program:

- İhracatı Geliştirme A.Ş. (İGE) was established in 2021, which is co-owned by the Turkish Exporters Assembly (TİM) and Türk Eximbank and coordinated by the Ministry of Trade with the aim of facilitating particularly our exporter SMEs' access to finance. İGE commenced operations on 1 March 2022. During 2022, Türk Eximbank disbursed credits amounting to TL 13.5 billion to more than 2600 exporter companies, 93% of them SMEs, under İGE guarantee. Furthermore, the Ministry of Trade, Türk Eximbank and İGE signed a protocol regarding Prefinance Support Program in 2022.
- Within the frame of Value Added Exports priority, “Exporter Performance Potential Model” was introduced upon reaching a consensus with the stakeholders. The said model started to be utilized in the disbursement of CBRT rediscount credits and exporter demands forwarded to İGE.
- Under the Credit Transformation Project, processes continue to be reviewed end-to-end taking best practices into consideration. At the same time, our rating models were reviewed with respect to the best practices in the sector, improvement areas were identified and steps were initiated for necessary revisions. During 2022, weight was given to digitalization and automatization efforts for improving/shortening analysis and allocation processes and for mitigating operational risks.

- Sustainability-themed syndicated loans were secured in keeping with our priority of Stable Funding Structure Creation and sustainability, which we have placed in the focal point of our strategy.

Projects falling under the scope of the Transformation Program will continue to be carried out in 2023.

Domestic Loans

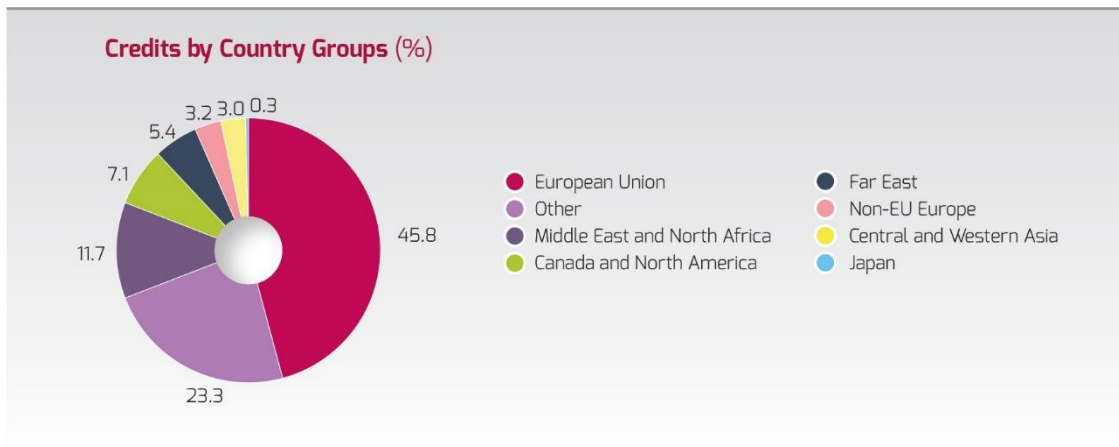
Türk Eximbank supports exporters, export-oriented manufacturers, companies exporting FC-earning services, and international contractors/investors with short- and medium-long-term cash credit programs. The financing support that companies will need during the production process is extended both for pre-shipment and post-shipment periods through cash loans.

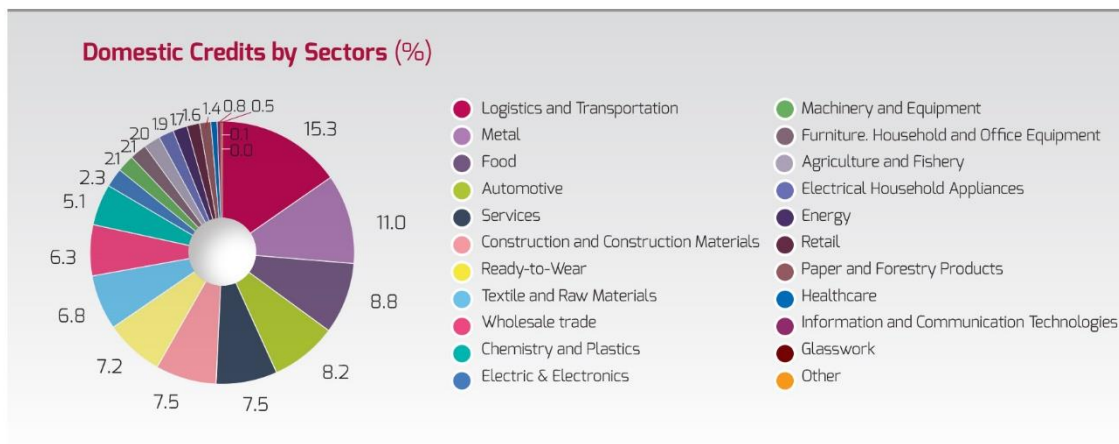
In 2022, short term loans extended by Türk Eximbank including maturity extensions totaled USD 17.7 billion, and medium-long term domestic loans totaled USD 1.7 billion.

During 2022, 11,976 firms, which together accounted for a significant share of Türkiye’s total exports, benefited from Türk Eximbank’s loan programs.

Priority was given to SMEs in lending, and TL credits were predominantly used for SME financing. As a result of additional funds provided to the SMEs, prioritization of their credit requests, and term extension support offered, TL 46.7 billion in local currency and USD 844.6 million in foreign currency were allocated in the form of credit support, and total SME credits amounted to USD 3.6 billion. Accordingly, 18% of the Bank’s credit support were allocated to SMEs.

In the distribution of loans by country groups, EU countries led with 46% share. Logistics and transportation sector took the lead with 15% share in the sectoral distribution of loans.





Recent Adjustments and Changes in Domestic Credit Programs

- Maximum maturity for FC Pre-Shipment Export Credits was set as 720 days, and the application limit that was set as USD 1 million per transaction was lifted.
- Maximum maturity in TL Pre-Shipment Export Credits was set as 360 days, and the application limit per transaction was raised from TL 1 million to TL 20 million.
- In Pre-Shipment Export Credits disbursed via Participation Banks, the maximum terms were set as 360 days for TL loans and 540 days for FC loans.
- Web Application screens were launched, which will allow receipt of the application and analysis documents for companies that will make their first-ever credit application to our Bank, thus facilitating firms' access to our Bank's services.
- In addition to SMEs, non-SME firms wishing to borrow loans with İGE Equity guarantee began benefiting from Bank-sourced TL loans.
- As part of simplification and consolidation of our Bank's documented credit procedures, Domestic Credit Policies, Domestic Lending Procedures and Loan Classification Policy documents were released, which are aligned with the current legislation and take into account the best practices in the sector.
- Under subparagraph (c) supplemented to Article 15.8 of the Capital Movements Circular, revenues derived on **education, information, telecommunication, cloud and data center operation, entertainment and culture services** rendered by resident persons to non-residents, and **on car rentals to non-residents in foreign countries** were included under the scope of foreign currency revenues, and rules were set regarding the eligibility of companies operating in the related sectors for benefiting from our Bank's credit programs.
- Program limits applied on a company-basis in Bank-sourced loans were revoked.
- Post-Shipment Rediscount Credits, which were allocated with 180-day terms solely from out of CBRT funds for fulfilling exporters' post-shipment financing needs, started to be

allocated also from out of our Bank's resources starting from September 2022 with maturities up to 360 days.

- İGE commenced operations on 1 March 2022 with the purpose of providing guarantee exclusively for export credits in favor of exporters in order to resolve credit guarantee problem that goods and services exporters frequently experienced in accessing financing. In line with the strategy of making exports broad-based, in 2022, more than 2,600 exporter companies, 93% of which were SMEs, were extended credits worth TL 13.5 billion against İGE guarantee co-founded by our Bank and the Turkish Exporters Assembly (TİM).
- The scope of the protocol signed with İGE was expanded in September, paving the way for non-SME companies to benefit from guarantee support. Furthermore, credit disbursement upper limits were significantly increased and the upper limits of lending to SMEs and non-SMEs were increased to TL 20 million and TL 30 million, respectively.
- Operating capital financing was provided to our exporters under the new guarantee fund allocated to our Bank under the Export Support Package on 10 March 2022 within the scope of Treasury-Backed CGF Guarantee.
- We have realized the first deal under the Rediscount Credit Based in Swap Agreements launched under CBRT Rediscount Credits in December 2022, which were introduced with the aim of increasing international competitive strength of manufacturers and manufacturer/exporter firms producing goods for export and firms undertaking FC-earning services and activities, and of fulfilling their need for financing during their preparation for exportation, and we completed our efforts to expand the credit facility in 2023. Rediscount Credit Based in Swap Agreements is a key product which is disbursed based on the swap agreement with the central banks of the People's Republic of China, the Republic of Korea, United Arab Emirates and Qatar and the Central Bank of the Republic of Türkiye to be used in the payments related to the financing of commercial activities between the Republic of Türkiye and the said countries and which supports trade using local currencies.
- "Manufacturing Credit for Exporters Program" was launched, which will be financed by low-cost special funds to be secured from overseas financial institutions and export credit agencies with the aim of financing our exporters' raw material, intermediate goods and investment goods procurement.
- Under the Overseas Letter of Guarantee Program, letters of guarantee were issued by non-resident banks with the counter-guarantee of Türk Eximbank, particularly as a result of the efforts spent for the shipbuilding industry in 2021, which helped increase additional business undertaking capacities of our exporter companies engaged in the shipbuilding industry, and support was extended to exportation of a fishing vessel to Norway and an all-electric towboat to Canada by two exporters. In addition to that, total support worth USD 15.9 million was made available under 5 different projects in response to letter of guarantee demands of our exporters engaged in the shipbuilding and construction contracting industries in 2022 under the said program.

Actualizations on the basis of Domestic Credit Programs (USD billion)

Direct Disbursements	18.7
Bank-Sourced Loans	3.1
CBRT-Sourced Loans	15.6
Intermediary Bank/Institution Loans	0.7
Loans Extended via Intermediary Banks/Financial Institutions	0.7
TOTAL	19.4

** A minimum portion of 30% of the credit lines allocated to intermediary banks must be disbursed to SMEs; accordingly, PSECs worth USD 0.6 billion were allocated to SMEs during 2022 (89%).*

International Loans Programs

International Loans Programs, under which projects undertaken abroad by Turkish contractors and the buyers (public and private) of Turkish goods in foreign countries, are intended to increase Türkiye's exports, diversify the goods and services exported, acquire new markets for export goods, increase the share exporters get from international trade, and provide competitive strength and assurance to Turkish firms in international markets. All supports provided under International Loans are in the nature of "buyer's credits" and debtors are directly governments, the buyer country's state-guaranteed public institutions or overseas/domestic banks within the allocated limits.

To add momentum to International Loans Programs and in turn, to increase exports of Turkish goods and services, revolving loan agreements are made with non-resident banks that the Bank deems reliable for overcoming the hardships borrowers experience in getting a state guarantee and for extending support to the private sector's transactions, as well.

In this context, negotiations are ongoing for potential transactions within the frame of the credit lines allocated to three multinational banks (the African Export-Import Bank, ECOWAS Bank for Investment and Development (EBID), and the Eastern and Southern African Trade and Development Bank), as well as commercial banks operating in various countries.

The stagnation that resulted from the COVID-19 pandemic that took the whole world in a tight grip as of the first quarter of 2020 partially continued in 2022 although at a lessening degree; the war that broke out in February 2022 between Russia and Ukraine, our two important partners in trade which are our neighbors along the Black Sea, led to worldwide price increases particularly in energy and agricultural goods; the measures adopted by central banks that manage the reserve currencies for fighting the resulting inflation pushed interest rates up, which resulted in high borrowing costs throughout 2022 for developing countries that are more vulnerable as compared to developed economies. The interest rates offered to prospective borrowers under the International Loans Programs that were found to be high in conjunction

with the elevated borrowing costs on one hand, and significantly restricted borrowing facilities available to countries our exporters and contractors pursue activities in under these countries' agreements with international agencies resulted in limited buyer credit demands for overseas contracting and exports transactions. Despite all the negative circumstances mentioned above, credits disbursed under the International Loans Programs amounted to USD 158.6 billion.

Under the existing overseas bank analysis and credit line allocation methodology, a total credit line of USD 478 million was allocated to 12 banks, 3 of which are multinational banks. Hence, the transaction coverage expanded over 58 countries via the member countries of multinational banks.

Besides credit disbursements, letters of intent continued to be issued, which allow exporter companies and Turkish contractors to certify to their clients that they can take along Türk Eximbank financing particularly when developing business in risky markets and thus, contribute to their undertaking new projects abroad. During 2022, 26 Letters of Intent were issued for financing projects and goods exports planned to be undertaken by Turkish companies in a total of 18 countries in Africa, Asia and Europe. If the projects/transactions covered by the letters of intent provided to the firms are actually carried out, exports of goods and services from Türkiye is anticipated to amount to USD 2.6 billion.

In addition, our Bank participated in the meetings of the Environment Practitioners Group, Country Risk Experts, Technical Experts Group and Shipbuilding Working Group organized under the OECD, and made contributions for the formation of our country's position and opinions.

Furthermore, the Bank took part in the 12th Development Plan Construction, Engineering/Architecture, Technical Consultancy and Contracting Services Special Expert Commission, Technical Cooperation and Development Aids and New Approaches to Multilateral Cooperation and Our Country's Priorities working groups organized by the Republic of Türkiye Presidency of Strategy and Budget, and the Bank's position, restraints and suggestions regarding the matters falling under its scope of duty were communicated.

Actualizations on the Basis of Projects/Deals under International Credit Programs

Within the scope of State-Guaranteed Buyer's Credits, credit in the amount of USD 50 million was allocated in 2022 for various goods exports ex-Türkiye under the credit agreement for the amount of USD 200 million signed in 2018 between the Tunisian Ministry of Development, Investment and International Cooperation and our Bank, and the total amount of credits allocated so far reached USD 200 million.

During 2022, the amount of financing provided to buyers abroad of various goods and equipment exported from our country amounted to USD 135.7 million under State-Guaranteed Buyer's Credits and USD 22.8 million under Buyer's Credits Through Foreign Banks.

Within the frame of the Debt Service Suspension Initiative ("the Initiative") launched by the Finance Ministers and Central Bank Governors of G20 countries with the aim of mitigating the effects of the Covid-19 pandemic on the poorest countries and freeing up these countries' resources to be allocated for fighting the pandemic, deferment agreements were signed with the Congo party for their debt in the amount of EUR 28 million on 19 January 2022 and with the Djibouti party for their debt in the amount of USD 4.0 million on 21 March 2022. Under the Initiative, EUR 473 thousand for the Congo credit and USD 48 thousand for the Djibouti credit,

which have become political risks, were recovered from the Republic of Türkiye Ministry of Treasury and Finance on 06 April 2022 and 23 May 2022, respectively.

On the other hand, USD 139.3 million has been collected from our debtors during 2022 within the scope of International Credit Programs.

Receivable Insurance

Türk Eximbank boasts being the entity that has initiated export receivables insurance in Türkiye and that has established awareness of the need for export insurance. Initially introduced to cover solely short-term export receivables against commercial and political risks, the export credit insurance system's scope was broadened in time, and medium/long-term exports of goods were also included within insurance coverage with the Specific Export Credit Insurance Program.

Through its insurance programs, the Bank provides insurance coverage for exports to countries covered under the insurance against losses arising from commercial and political risks arising from the importer firm and importer's country. In addition, domestic receivables of exporters are protected against commercial risks also through domestic credit insurance as well as export credit insurance.

Moreover, obtaining a credit from financial institutions is facilitated by putting up credit insurance policies as collateral.

During 2022, shipments with a total worth of USD 25.3 billion were insured under Short-Term Export Credit Insurance, Short-Term Domestic Credit Insurance and Medium-Long Term Export Credit Insurance.

In 2022, reinsurance continued to be obtained from domestic and overseas companies for 60% of commercial and political risks (pertaining to OECD non-member countries) assumed within the frame of receivable insurance programs.

In 2022:

- Intended to indemnify direct production costs borne by firms in the event that the order cancellation risk exporters are confronted with during the production processes occurs, the Pre-Shipment Risk Policy was revised, under which it became possible to include under insurance coverage the pre-shipment production costs of the shipments the post-shipment period of which will be covered by the Short-Term Export Credit Insurance and Medium-Long Term Export Credit Insurance of the said Policy.
- Approval has been received from the Bank's Advisory Committee regarding the Participation Finance-Based Receivable Insurance Program planned to be enforced by early 2023, the policy wording for the Program was prepared, and work was carried out for systemic improvements.
- Overseas Contracting Services Political Risk Policy was revised.
- Türk Eximbank Country Risk Classification (CRC) that is being used in the pricing of export credit insurance products, automatic credit line allocation and limit risk monitoring algorithms have been revised effective 1 December 2022.

- Actuarial advisory was received for development of risk-based pricing and discounting models.
- Work was carried out on automated credit line allocation system which will be used for short-term insurance programs with the aim of responding to exporters' demands more quickly.
- Our Bank signed a protocol with Coface Servis Bilgi ve Danışmanlık Hizmetleri Ltd. Şti. for getting receivable collection service in relation to follow-up and collection of our Bank's overseas indemnification receivables, under which collection service was started to be received from the said company.
- An informative announcement was made to insured companies regarding important considerations related to fraudulent commercial transactions confronted by our insured companies and our Bank, and a working group was set up to address actions/precautions that can be adopted by our Bank.
- Studies were carried out with two reinsurance brokerage firms regarding reinsurance optimization and alternative reinsurance techniques with the aim of building on our Bank's knowledge about reinsurance and establishing the efficiency level of the existing reinsurance structure; additionally, work was initiated for engaging brokerage service for the signing of annual reinsurance treaties.

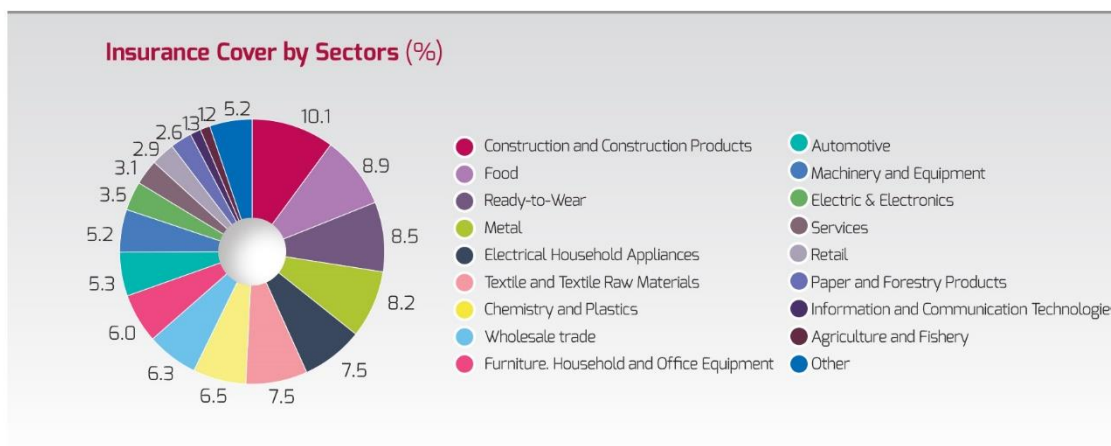
Short-Term Export Credit Insurance

The Short-Term Export Credit Insurance Program provides cover for all shipments of exporters up to 360 days against commercial and political risks.

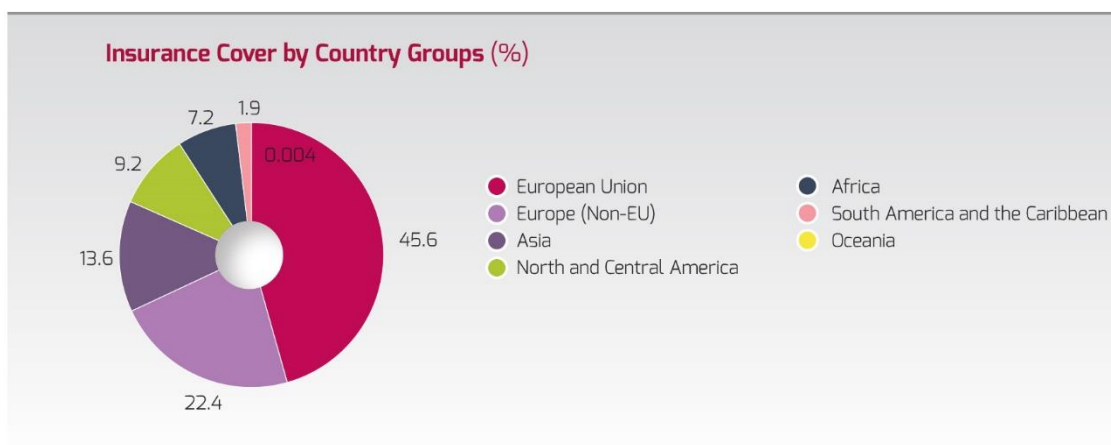
Offered since 1989 by Türk Eximbank, Short-Term Export Credit Insurance became a service recognized and extensively used by exporters in time. As a result, 6,184 export firms were making use of the service as of 2022 year-end.

Under the program, exports worth USD 22.6 billion was provided with insurance cover in 2022, and premiums in the amount of USD 63.2 million were collected for the insured shipments.

In the sectoral distribution of insured shipments, construction and construction products industry took the lead with 10% share, followed by food industry and metal, ready-to-wear and garment industry with 9% share each.



The regional distribution, however, is topped by European (European Union and non-EU combined) countries with 68% share, whereas Asia ranked second with 14% share and North and Central America ranked third with 9% share.



The number of buyers granted consistent limit under the Short-Term Export Credit Insurance Program is 53,066.

In 2022, Türk Eximbank indemnified USD 25.3 million in losses, which arose from shipments to various countries and the receivables from which could not be collected when due, under the Short-Term Export Credit Insurance Program. In the same period, Türk Eximbank recovered a portion of USD 5 million out of the losses indemnified before.

Financing can be obtained against Türk Eximbank insurance policy under the protocols signed with 20 banks. A total credit volume of approximately USD 192.1 million was created to date, with USD 20.1 million of it generated in 2022.

Short-Term Domestic Credit Insurance

Short-Term Domestic Credit Insurance program for exporters and their group companies is another area of insurance that Türk Eximbank is engaged in.

With this program, receivables of exporters and group companies having a Short-Term Export Credit Insurance Policy from credit-sale shipments up to 360 days, which are associated with their domestic operations, are insured against commercial risks within specified limits.

As of year-end 2022, 170 firms' shipments worth USD 2.7 billion were insured. Premiums in the amount of USD 5.8 million was collected for the shipments insured, while claims paid amounted to USD 113 thousand.

Specific Export Credit Insurance

Exporters' receivables arising from shipments born out of a single sales contract with a maximum term that is defined in line with OECD rules are provided coverage with Specific Export Credit Insurance. Under the program, sales through overseas subsidiaries can also be insured besides exports of Türkiye-origin investment goods and services of export companies.

Under the Specific Export Credit Insurance Program, insurance support provided during 2022 totaled USD 2.3 million in total.

Other Insurance Programs

Other insurance programs offered by Türk Eximbank are Pre-Shipment Risk Insurance, Financial Institutions Buyer's Credit Insurance, Overseas Contracting Services Political Risk Insurance and Letter of Credit Confirmation Insurance programs.

Pre-Shipment Risk Insurance Program aimed at exporters provides insurance coverage for potential losses directly associated with production costs that an exporter might sustain in the event that the order is cancelled by the buyer during the production phase in connection with commercial and political risks. Overseas Contracting Services Political Risk Insurance Program aimed at contractors, on the other hand, provides insurance coverage for potential losses Turkish contractors may sustain in relation to their overseas projects as a result of political risks.

Financial Institutions Buyer's Credit Insurance offered for banks provides insurance coverage for losses sustained by the creditor due to the borrower's non-repayment of the buyer's credits provided by domestic and overseas financial institutions for exportation of Turkish goods and services, whereas the Letter of Credit Confirmation Insurance Program insures losses sustained by the confirming bank in the event that letters of credit opened by an overseas issuing bank, to which the confirmation of a domestic bank is added, shall have not been paid by the issuing bank due to commercial and political risks.

Financing and Treasury

In 2022, Türk Eximbank secured funds in the amount of USD 2.2 billion from international markets and an additional USD 1.2 billion within the scope of funding from treasury transactions (repurchase agreements, TRS, money swaps, borrowings) and kept offering low-cost financing facilities with various maturities from its fund stock maintained at USD 7.9 billion level, excluding CBRT funds. The Bank's total fund stock including TL credits and including the CBRT rediscount facility of USD 8.8 billion was registered in the order of USD 16.9 billion. On the other hand, principal repayment by the Bank amounted to approximately USD 3.5 billion during the reporting period.

Developments Regarding the Capital

As approved at the Extraordinary General Assembly convened on 12 January 2017, Türk Eximbank switched to the “Registered Capital System” in accordance with the Turkish Commercial Code no. 6102. The decision was registered with the trade registry and promulgated in the Turkish Trade Registry Gazette issue 9252 dated 30 January 2017.

As a result of the Bank’s Ordinary General Assembly convened on 14 March 2022, the Bank’s registered capital ceiling was increased from TL 17.5 billion to TL 30 billion.

Furthermore, the Board of Directors approved increasing Türk Eximbank’s fully paid-in capital of TL 10 billion 800 million by TL 3 billion to TL 13 billion 800 million, which incremental amount will be paid in cash by the Republic of Türkiye Ministry of Treasury and Finance on 29 December 2021, and the capital increase was consummated by being registered with the İstanbul Trade Registry on 3 February 2022, thereby preserving the Bank’s solid capitalization.

Borrowing Transactions

TL funds derived within the scope of paid-in capital and interest collections were used for funding almost the entirety of TL loans disbursed in 2022, excluding Rediscount Credits.

The details about the Bank’s borrowings in 2022 are presented below:

- Türk Eximbank heavily utilized the promissory note rediscount facility of the Central Bank of the Republic of Türkiye (CBRT). As of 31 December 2022, the balance of these resources including TL Rediscount Credits amounted to USD 8.8 billion.
- Türk Eximbank renewed the Bank’s first-ever sustainability-linked deal with a rollover ratio of 104% in May, which was participated by 26 international financial institutions, and raised a 1-year facility for EUR 504 million and USD 205,8 million for a total fund of USD 745 million. In November, the Bank renewed its syndicated loan, again linked to sustainability criteria, with a rollover ratio of 101.4% and raised USD 588 million in total under a 1-year term facility comprised of EUR 404.2 million, USD 136 million and CNY 350 million.
- A murabaha fund, i.e. cost-plus method, in the amount of USD 55 million was secured on 9 June 2022 as the second tranche of the USD 100 million loan agreement signed with the Islamic Development Bank (IDB) on 6 May 2020 under the guarantee of the Republic of Türkiye Ministry of Treasury and Finance.
- The amount of loans secured from international banks totaled USD 797.1 million in 2022

Furthermore, the Bank secured USD 1,223 million in funds secured through treasury transactions (repurchase transactions, TRS, currency swaps, borrowings). As at year-end 2022, the existing fund stock is in the order of USD 397.7 million.

Fund Management Activities

Türk Eximbank kept a close eye on national and global developments, and paid maximum attention to liquidity, interest rate and exchange rate risks management, taking into account

such issues as interest and exchange rates, global macroeconomic conjuncture, and return-cost balance in 2022.

As part of liquidity management, funds generated through currency swap, repo transactions and borrowings from money markets were invested in CBRT, Takasbank Money Market and interbank market, and high interest income was achieved. The liquidity ratio in total assets managed by the Treasury Department, which was kept within the legal limits set out in the BRSA Regulation Concerning Measurement and Evaluation of Liquidity Adequacy of Banks, averaged 6.1% throughout 2022, and the share of securities portfolio in total assets was 3.9% in average.

In the reporting period, the Bank carried on with short- and long-term swap operations for cash flow management and assets and liabilities harmonization purposes. Türk Eximbank's swap operations in 2022 aimed at managing the Bank's FX position and cash flows more effectively and ensuring asset-liability harmony, as well as for arbitrage purposes, were worth USD 23.5 billion, of which USD 23.2 billion was in short-term and USD 300 million was kept in long-term.

Hedge accounting continued to be implemented in order to prevent fluctuations on the income statement resulting from interest and cross-currency swaps carried out for harmonizing FC funds secured from international markets through bond issuances or other borrowings with the assets composition.

Derivatives (forwards, options and swap transactions) continued to be offered with the purposes of protecting exporters' competitive strength in global markets, and strengthening their ability to manage the exchange rate risk stemming from FC receivables and FC liabilities and the interest rate risk that might arise from interest rate fluctuations. Derivatives based on commodities/precious metals started to be offered to exporters.

International Relations

There are over fifty agreements of various content that Türk Eximbank signed with the export credit and insurance agencies of more than thirty countries, as well as multilateral financial institutions. The Bank sustained its close cooperation with these institutions and its efforts for signing new agreements also in 2022.

Within this framework, Memoranda of Understanding (MoU) were signed for general cooperation and cooperation in third countries with SERV (Switzerland), ETIHAD (United Arab Emirates) and Saudi Exim (Saudi Arabia) in 2022. In addition, agreement was reached on the wordings of a general MoU signed with Pakistan Eximbank, Pakistan's newly established official export credit agency, and an MoU for specific cooperation that will enable fulfillment of Turkish companies' demands for letters of guarantee they need for shipbuilding with Eksfin, Norway's official export credit agency. Steps will be taken to consummate these MoUs in 2023, which could not be signed in 2022.

In 2022, work continued to add new ones to the reinsurance agreements signed in earlier years with USEXIM (USA), UKEF (UK), BPIFrance (France), EKF (Denmark), OeKB (Austria), MEHIB (Hungary) and EKN (Sweden) to enable co-financing of projects that Turkish exporters and contracting firms will undertake in third countries in cooperation with foreign firms, and thus, contribute to increase their competitiveness.

Türk Eximbank continued to attend the meetings of OECD Export Credits and Credit Guarantees Group, which was established to facilitate information and opinion exchange between member countries' related institutions regarding officially supported export credits and

of which Türkiye became a permanent member in April 1998. The Bank participated in the negotiations for updating the Arrangement on Officially Supported Export Credits which is addressed in the meetings of OECD's Participants to the Arrangement on Officially Supported Export Credits, within which the Bank acquired "invited participant" (observer) status in 2006 and "participant" status in 2018, and which is important for setting the minimum requirements for export credits to be provided by Participant countries. Being a member of the Berne Union (the International Union of Credit and Investment Insurers), Aman Union (DHAMAN [The Arab Investment and Export Credit Guarantee Corporation] and Commercial & Non-commercial Risks Insurers & Reinsurers in Member Countries of Organisation of Islamic Cooperation), AEBF (Asian Exim Banks Forum) and ADFIMI (Association of National Development Finance Institutions (DFIs) in Member Countries of the Islamic Development Bank (IDB)), Türk Eximbank participated in the said associations' meetings, seminars and workshops held in 2022. Berne Union's Spring Meeting 2022 took place in İstanbul and was hosted by our Bank. The Bank attended and contributed to the meetings of Berne Union and Aman Union, on the Executive Committees of which our Bank sits as a member, which were held for the establishment of their strategies and goals for the coming period.

Türk Eximbank was involved in the drafting of the "Joint Statement on Financial Support to Green Development", which was prepared for being signed at the conclusion of the Annual Meeting of the Asian Exim Banks Forum held in Malaysia in 2022. The Bank made the necessary contributions to the statement, of which it is a signatory.

At the ADFIMI General Assembly Meeting held in Egypt, Türk Eximbank was elected as a member of the Audit Board for a three-year term of office.

In response to the demands voiced in intergovernmental meetings or conveyed directly to Türk Eximbank, seminars allowing information and experience sharing were organized to brief the representatives of Sanoatsodirotbank based in Tajikistan and member banks of Azerbaijan Banks Association, which paid a visit to our Bank in 2022, about our Bank's activities.

Information Technology

Türk Eximbank continues to ensure both speed and productivity and to efficiently use resources by backing its service infrastructure with new technologies in the light of the advances in information technology.

Our facilitative projects that will fulfill our exporters' needs were put into life

Türk Eximbank added speed to its electronic transformation processes and carried out the following as part of its internal and external digitalization efforts:

Lending processes were integrated with İhracatı Geliştirme A.Ş. (İGE), which was established to provide guarantee support to our exporters, thus increasing the diversity of guarantees on offer.

Support was extended to Main Banking application work; the Bank Analysis module was upgraded and put into use.

Information Systems investments were made and work on UX design was initiated for Internet Branch and Mobile Branch screens. KKB (Kredi Kayıt Bürosu / Credit Bureau of Türkiye) and RM (Risk Merkezi / Risk Center) integrations were improved, and operational processes were digitalized to upgrade Financial Analysis and Limit Allocation processes.

Upon creation of the infrastructure that will make the basis of early warning and monitoring systems through the steps taken last year for external company integrations as part of financial analysis and credit information process digitalization; Domestic Scoring Model system development was completed and the model was developed so that it can be used also in credit allocation processes, thereby allowing generation of Credit Information and Analysis Reports entailing credit ratings by the system. Furthermore, Early Warning System modelling project was initiated within the scope of the Credit Transformation Project.

SWIFT Integration project was brought to completion, which will allow making the SWIFT Payment Systems at our Bank more systematic and centralized and will pave the way for increased effectiveness of our external transactions payment systems, in particular.

System development was finalized, which will enable shipment data shared under the protocol signed by and between the Ministry of Trade and our Bank for data sharing to be used in our Bank's processes so as to alleviate the operational workload entailed in our Bank's shipment notification and processing both for customers and business units and to enable accessing healthier data in reporting.

In addition to the above;

- Architectural design of the desktop and application virtualization system infrastructure was made and installation was initiated.
- Bank Business Continuity testing was carried out throughout the year, and work was undertaken regarding compliance with the ISO 27001 Information Security Management System Standard and the Regulation on Banks' Information Systems and Electronic Banking Services.
- Significant IT-related findings from Independent Audit, Internal Audit and Information Security Vulnerability (Penetration) Tests were remedied.
- Within the scope of sustainability compliance efforts, printers were configured for joint use at the Head Office location, and the implementation will be further rolled across Districts and Branches in 2023.
- Disbursement, collection and other processes of country loans within the scope of State-Guaranteed and Buyer's Credits Through Foreign Banks Programs continued to be improved using new technologies.
- Asset Backed Securities (ABS) Issuance Turkey Securitization Company (TSC) Data Transfer project was brought to completion, which enables preparation of electronic book of guarantees and investor reports to be used in issuing our Bank's ABS.
- RPA (Robotic Process Automation) was put into pilot run so that certain tasks in our Bank's operational processes will be handled by robot software, increasing the productivity of our Bank's workflow.
- Within the scope of IT trail logging and security warning system infrastructure upgrade, Log Management and Correlation application was procured, and system integration was completed during 2022.

- Servers and storage systems started to be updated with the aim of maintaining an effective business continuity model at the Bank by minimizing current/potential risks by securing systems redundancy for the banking system infrastructure, and associated data volume.
- In view of the global change in variable interest rates; our Bank's systems were readied for the GBP SONIA and USD SOFR data extraction in line with the practices announced by the financial authorities and/or those resulting in the market from common practices and in accordance with the transition schedules with the LIBOR – TLREF transition.

International Obligations

Work is ongoing to harmonize Türk Eximbank programs with WTO, OECD and EU guidelines, and these rules are taken into consideration in the programs implemented.

International Rules

In the programs it implements, Türk Eximbank must comply with the norms of the World Trade Organization (WTO), the OECD and the EU, as well as with other international regulations in connection with Türkiye's obligations in relation to its membership of the WTO, the OECD ECG and OECD Participants Group, and in relation to the agreement of the Customs Union and the EU accession process. Accordingly, work is ongoing to harmonize Türk Eximbank programs with WTO, OECD and EU guidelines, and these rules are taken into consideration in the programs implemented.

In 2022, the Bank continued to attend the meetings of OECD Export Credits Group (ECG) which aims to evaluate policies, identify problems and provide solutions by multilateral discussions on export credits, and closely monitored the developments. In all of its practices, the Bank adheres to the three recommendations that emerged from the studies at these meetings, i.e., OECD Recommendation on Bribery and Officially Supported Export Credits, Recommendation on Environment and Social Due Diligence and Recommendation on Sustainable Lending Practices and Officially Supported Exports Credits.

Upon our country's acquisition of Participant Status in the PG in 2018 where it was an "Invited Participant" (observer) since 2006, it has become part of the decision mechanism for revisions to the OECD Arrangement that sets the rules governing officially supported export credits with maturities over two years provided by the member countries, and all rules associated with export credits became binding upon Türk Eximbank as well.

Harmonization with the EU Acquis

The Bank's activities are covered under the "Competition Policy" and "External Relations" chapters of the EU Acquis, with which harmonization is to be achieved.

Pursuant to an EU rule, which states that marketable risks associated with short-term export credit insurance must be incurred by entities that do not receive governmental assistance, all of the Bank's short-term insurance activities will need to be organized under a separate entity within the frame of harmonization efforts with the EU Acquis. With respect to restructuring activities that will come up within the frame of the said EU Directive, it is anticipated that a joint project with all stakeholders will take place in accordance with the instructions of the Ministry of Treasury and Finance.

With respect to the "External Relations" chapter, medium and long term financial supports to be provided by the Bank have been aligned to a large extent with the EU Acquis, which includes OECD Regulation on Officially Supported Export Credits, following the participant status acquired by Türkiye in relation to the said Regulation in 2018.

Türk Eximbank’s Targets and Activities in 2023

A major supporter of exporters’ access to financing, Türk Eximbank targets to contribute more efficiently to Türkiye’s export-oriented growth strategy with the new services launched and with its revamped visage within the scope of its Strategic Transformation Program.

Strongly Carrying on in 2023 with the “Strategic Transformation” Program

Türk Eximbank launched the “Türk Eximbank Strategic Transformation Program” with the aim of more effectively supporting our country’s export strategies and flourishing the foreign trade ecosystem in line with the worldwide best practices in collaboration with its stakeholders. Under this program, Türk Eximbank is transforming into a structure that proactively supports the exporters that generate high added-value for the national economy and that pursue operations in line with our country’s export strategies. It also identifies the needs and obstacles of exporters and companies with export potential, expands its product and service array targeted at their needs, and improves exporters’ experience of making use of Türk Eximbank support schemes.

The Bank’s Strategic Priorities have been defined as SME Priority, Value-Added Export Priority, Collateral Diversity, Sectoral Focus, Focused Country Strategy, Digitalization, Broad Product and Service Array, Diversification of Funding Sources, Field of Activity and Structuring, Competence Transformation, Institutional Relations and Communications.

Also in 2023, our Bank will charge ahead with the realization of the projects covered in its Strategic Transformation Program.

Along this line, Insurance Development Program, IT Transformation Project, Sales Service and Operation Model Project, and Data and Reporting Project were prioritized in the coming year’s plan. In addition, the projects initiated in 2022 will be carried on.

Ranked at the Top of our Bank’s Strategic Priorities: Prioritizing SMEs...

As it did in 2022, the Bank will continue in 2023 to take steps to increase new SME customer acquisition and disbursement frequency, and will introduce new implementations to this end.

Accordingly, to bring our Bank’s support programs to a higher number of exporter SMEs, significant customer acquisition is targeted to be achieved by offering İGE guarantee option to customers in the Exporter SME Customer List, which will be obtained under our CBRT Cooperation Protocol.

In addition, rules will be defined which will allow offering term options that will increase new customer acquisition, mainly SMEs, as well as disbursement frequency in loans intermediated by banks, factoring companies and leasing companies, and actualizations will be monitored closely so as to revise the rules as necessary.

Supporting Highly Competitive Sectors Harboring Production and Employment Potential

In view of the changes in global supply chains and trends such as digital and green transformation, it is targeted to increase the share held in global trade by supporting high value-added and medium/high-technology sectors that possess international competitive strength and harbor production/employment potential and to ensure permanent and sustainable improvement in the current accounts balance.

Extending Support to the “Levelling Up Exports to Distant Countries Strategy “

Support will be extended to the Ministry of Trade’s target which is defined as increasing the range of goods and services export, and flourishing trade with high export-potential countries that are geographically distant.

Diversification of the Types of Collaterals

Collateralization, which is one of the major hurdles in exporters’ access to financing, is a topic on Türk Eximbank’s agenda. In 2021, awareness was increased regarding collaterals acceptable to Türk Eximbank besides letters of bank guarantee, and exporters were able benefit from the Bank’s credit programs against different collateral instruments of a financial nature. In addition to that, credit disbursements against İhracatı Geliştirme A.Ş. (İGE) guarantee commenced from March 2022. Our Bank will keep developing alternative collaterals in 2023 to facilitate exporters’ access to credit.

Continued Diversification and Broadening of Derivatives to Protect our Exporters against Currency, Interest Rate and Commodities/Precious Metals Risks

In order to let our exporters manage their currency, interest rate and commodity/precious metal price risks, derivatives such as forwards, options and swaps will continue to be offered at the most favorable terms, and publicity activities will be carried on to broaden the usage of these products; the same will also be diversified in line with exporters’ demands and needs.

Maintaining Solid Capitalization

On 29 December 2021, the Board of Directors approved increasing Türk Eximbank’s capital of TL 10 billion 800 million, which is fully paid-in, by TL 3 billion to TL 13 billion 800 million, which incremental amount will be paid by the Republic of Türkiye Ministry of Treasury and Finance, and the capital increase process has been finalized by having the capital increase registered before İstanbul Trade Registry Office on 3 February 2022.

New Program Developments

Besides increasing supports in 2022, the Bank introduced Swap-Based Rediscount Credit Program for financing the working capital needs of manufacturers and manufacturer/exporter firms producing goods for export and firms undertaking FC-earning services and activities and “Manufacturing Credit for Exporters” was introduced for obtaining specific funds at favorable terms from overseas financial institutions and export credit agencies for financing exporters’ raw material, intermediate goods and investment goods procurement.

In 2023, the Bank targets to:

- Work towards establishing Investment Incentive Credit program to finance machinery/equipment etc. domestic investments exporters will take on under Investment Incentive Certificate, which will be funded from CBRT or other sources.

Introduction of New Digital Solutions for our Exporters

E-transformation projects will be carried on for digitalization of our Bank’s work processes, and operational efficiency will be increased through integrations with external institutions, while diversification of products and funds will be ensured.

Corporate Governance

Summary Report of the Board of Directors for 2022

Türk Eximbank continued to support Turkish exporters with credit and credit insurance facilities in 2022. In the reporting period, the Bank's total support amounted to USD 45 billion. The Bank extended loans worth USD 19.6 billion, of which USD 1.7 billion is medium- and long-term credits. On the other hand, the Bank's credit insurance/reinsurance support amounted to USD 25.3 billion.

Türk Eximbank's paid-in capital as at year-end 2022 was increased by TL 3 billion, which is to be paid in cash by the Republic of Türkiye Ministry of Treasury and Finance, and went up from TL 10.8 billion to TL 13.8 billion.

Currently serving through 23 branches and 11 liaison offices, the Bank's active credit customers reached 11,976. The number of active insured exporters, on the other hand, reached 6,214. Hence, the total number of customers increased by 10% to 15,440; of these firms, 81% are SMEs.

An overview of 2022 activities...

2022 was dominated by a series of records broken in exports, with volatility and stagnation expectations characterizing global trade. In 2022, during which our country's exportation also renewed record, Türk Eximbank's insured shipment volume in particular kept growing on a year-on-year basis. The fluctuations in CBRT-sourced credits were striven to be compensated with credits funded by Türk Eximbank and by credits secured from international fund institutions.

Rediscount credits disbursed under the Pre-Shipment and Post-Shipment Rediscount Credit programs amounted to USD 14.2 billion, which accounted for 79% of the Bank's total loan volume. The balance of the said fund reached USD 8.4 billion as of 31 December 2022.

The loans disbursed under International Loans Programs in 2022 amounted to USD 158.6 million, and 26 letters of intent were issued in favor of Turkish companies for projects/export deals to be carried out in 18 countries with goods and services export potential worth USD 2.6 billion. Within the scope of the Ministry of Trade's Commercial Interest Reference Rate (CIRR) support for trade finance transactions, the Bank continued to provide competitive financing options at CIRR to buyers of our exporters with the aim of promoting the exports of high value-added investment goods from our country. Within the scope of CIRR Interest Support, a total of loans worth USD 2.2 million was extended in 2022.

During the reporting period, shipments worth USD 25.3 billion were covered under Receivable Insurance Programs, with Short-Term Export Credit Insurance representing 90% of it. While premiums collected totaled USD 70 million under the said programs, claims paid amounted to USD 25.4 million.

Developments in Existing Products Aligned with Exporters' Needs...

Besides increasing the supports in 2022, developments and updates were undertaken to offer better solutions to our exporters' demands with our existing products. In this framework;

- Designed to indemnify direct production costs that exporters incur during the manufacturing process in the event of an order cancellation, Pre-Shipment Risk Policy was revised. The said revision enables providing insurance coverage for pre-shipment

production costs of shipments, whose post-shipment period will be covered under the said Policy's Short-Term Export Credit Insurance and Medium & Long-Term Export Credit Insurance Policy.

- Policy wording was drafted for Participation-Based Receivable Insurance Program, and work for systemic improvements was initiated.
- Overseas Contracting Services Political Risk Policy was revised.
- Term options and amounts per transaction that an application can be filed for were updated in the Preshipment Export Credits programs.
- Under the protocol signed by and between İhracatı Geliştirme A.Ş. (İGE) and our Bank, guarantee support was provided to SME/non-SME companies with İGE equity guarantee.
- A protocol was signed by and between the Ministry of Trade, Türk Eximbank and İhracatı Geliştirme A.Ş. (İGE) in relation to Prefinance Support Package.
- Bank-sourced Post-Shipment Rediscount Credit started to be disbursed.
- Swap-Based Rediscount Credit was put into use, which is disbursed based on the swap agreement made by and between the central banks of the People's Republic of China, Republic of Korea, United Arab Emirates and Qatar and the Central Bank of the Republic of Türkiye (CBRT) to be utilized for payments associated with the financing of commercial activities between the Republic of Türkiye and the countries mentioned above and which is significant in terms of supporting trade in local currencies.
- Manufacturing Credit for Exporters Program was introduced, which will be disbursed by our Bank against exportation commitment within the scope of specific funds supplied from overseas financial institutions or export credit agencies with the purpose of fulfilling export preparation and/or investment finance needs of manufacturers and manufacturer/exporter firms producing export-oriented goods in an effort to increase their competitive strength in international markets.
- A procedure was drafted for managing the difference between the types of credit FC and collateral FC. The first transaction has been performed within the scope of the pilot run.

Obtaining Funds for Low-Cost Financing Available in Various Terms to our Exporters...

In 2022, Türk Eximbank secured funds in the amount of USD 2.2 billion from international markets and an additional USD 1.2 billion within the scope of funding from treasury transactions (repurchase agreements, TRS, currency swaps, borrowings) and kept offering low-cost financing facilities with various maturities from its fund stock maintained at USD 7.9 billion level, excluding CBRT funds. The Bank's total fund stock including TL credits and including the CBRT rediscount facility of USD 8.8 billion was registered in the order of USD 16.9 billion.

Processes Accelerated and Facilitated through Digitalization...

As Türk Eximbank simplified and accelerated its processes with a digital focus, it gave exporters easier access to the Bank's products and services. Steps were taken that enhanced service quality, and the number of documents required for filing applications was decreased as the application processing durations were shortened.

In this framework, web application screen made available to exporters in 2022 allows applications to be received digitally. Pilot work processes were digitized using Robotic Process Automation (RPA) tool. Furthermore, work was initiated to update the design and infrastructure of the Internet Branch and Mobile Branch.

Important Moves, Strong Bonds in International Partnerships...

Türk Eximbank attaches special importance to establishing new partnerships and to strengthening the existing bonds of cooperation in order to maximize the support it lends and to help increase the competitiveness of Turkish exporters and contractors in the international arena.

In 2022, work continued to add new ones to the reinsurance agreements signed in earlier years with USEXIM (USA), UKEF (UK), BPIFrance (France), EKF (Denmark), OeKB (Austria), MEHIB (Hungary) and EKN (Sweden) to enable co-financing of projects that Turkish exporters and contracting firms will undertake in third countries in cooperation with foreign firms, and thus, contribute to increase their competitiveness.

Efforts were carried on for signing memoranda of understanding (MoU) that will take our existing relations with our foreign counterparts further and pave the way for comprehensive and quality collaborations. In 2022, Memoranda of Understanding (MoU) were signed for general cooperation and cooperation in third countries with SERV (Switzerland), ETIHAD (United Arab Emirates) and Saudi Exim (Saudi Arabia).

We Added Pace to our Sustainability Activities...

ISO 14064:2018 Greenhouse Gas Accounting audit related to our operational impact in 2021 was successfully completed within the scope of Sustainability Activities.

ISO 14064 certification, which will serve as an important endorsement of our Bank's capability in relation to sustainability in various aspects including the Sustainability Report, sustainability-linked syndicated loans, alternative sustainable financing sources and funding, has been obtained from Bureau Veritas, an international certification agency.

With this certification, Türk Eximbank;

- Pledged to align itself with climate-change related developments to our internal and external stakeholders,
- Evidenced and acknowledged ownership of our emissions,
- Increased institutional capacity in environmental and social terms.

Explanations about Türk Eximbank's Balance Sheet and Profit & Loss Statement

Türk Eximbank's balance sheet size reached TL 346 billion (USD 18.6 billion) as at 31 December 2022.

Türk Eximbank's assets are composed of credits by 88%, liquid assets by 4%, and financial assets measured at amortized cost and, derivative financial assets and other assets by 4%.

The Bank's loan portfolio reached TL 305.6 billion, up by 6% in the twelve months to end-December 2021. Of the total credits, 60.5% (TL 184.4 billion) are short-term credits and 39.5% (TL 121.2 billion) are medium- and long-term credits. Although a substantial portion of the Bank's funds are channeled to the exports industry in the form of credits, the ratio of non-performing loans (NPL) (TL 0.6 billion) to total loans is well below the sector's average and stands at 0.2%. Through effective risk assessment methods pursued, Türk Eximbank works arduously to timely and fully collect its credits.

Türk Eximbank's total liabilities were worth TL 346 billion. Of these, 7% (TL 23.8 billion) consisted of shareholders' equity, 91% (TL 316.6 billion) of external funds, and 2% (TL 5.6 billion) of provisions and other liabilities.

Out of the Bank's shareholders' equity of TL 23.8 billion, 58% (TL 13.8 billion) pertains to paid-in capital, 16% (TL 3.8 billion) to capital and profit reserves, and 26% (TL 6.2 billion) to net profit for the period.

TL 315.1 billion of foreign resources used for funding the Bank's assets consisted of TL 164.4 billion in credits sourced by the CBRT, TL 102.5 billion in credits provided from domestic and foreign banks and borrowings from money markets, TL 41.7 billion in marketable securities issued, and TL 6.5 billion in subordinated loans.

At the Ordinary General Assembly convened on 14 March 2022, the authorized capital was increased to TL 30 billion. The Bank's paid-in capital is TL 13.8 billion as of 31 December 2022.

The ratio of Türk Eximbank's liquid assets including short term loans to short-term liabilities was registered as 95.0% as of 31 December 2022.

The credit-weighted composition of Türk Eximbank's balance sheet bears effects also on income.

The Bank's total interest income is TL 17 billion, of which 87% (TL 15 billion) is interest received from loans. On the other hand, the Bank's interest expense was TL 11.5 billion since the Bank secures funds by way of borrowing from domestic and international money and capital markets and through bond issuances. Of this amount, 69% (TL 8 billion) was interest paid on borrowings from domestic and international markets, and 28% (TL 3.2 billion) was interest paid on marketable securities.

The Bank booked a net profit of TL 6.2 billion for the period ended as of 31 December 2022. Therefore, the Bank registered return on assets and return on equity ratios of 1.86% and 43.04%, respectively.

The Bank carries out its operations in accordance with the legislation governing it and the provisions of its Articles of Association, and we hereby present our summary report pertaining for the period ended 31 December 2022 for your review.

Murat ZAMAN

Chairman

Rıza Tuna TURAGAY

**Deputy
Chairman**

Ali GÜNEY

Member

Nail OLPAK

Member

Mustafa GÜLTEPE

Member

Fahriye Alev ARKAN

Member

Mehmet Esat MERT

Member

Board of Directors and Audit Committee

MURAT ZAMAN

Chairman of the Board of Directors

Mr. Zaman started his career as an Investment Consultant at EVG Menkul Değerler. He worked in research and investment consultancy units at Riva Menkul Değerler and Karon Menkul Değerler, respectively.

He joined Ak Portföy Yönetimi in 2002, where he worked as Group Manager responsible for managing pension and investment funds and determining investment strategies until 2010.

He joined EVG Menkul Değerler in 2011 as Assistant General Manager responsible for individual portfolios and mutual funds. Between 2012 and 2019, he worked at Halk Portföy Yönetimi AŞ as Assistant General Manager responsible for determining general investment strategies and managing mutual/pension funds. At the beginning of 2019, he joined Halk Investment Menkul Değerler AŞ as Assistant General Manager responsible for treasury, research, human resources, administrative and legal affairs, financial affairs, operations, and information technologies units.

He served as General Manager of Financial Markets and Foreign Exchange, responsible for reinforcing the institutional framework for monitoring and managing systemic risks between 2019 and 2021 at the Ministry of Treasury and Finance. During this period, he carried out studies on the development of financial instruments and markets, the development of policies and instruments that will facilitate enterprises' access to finance, and the determination of the principles of the foreign exchange legislation and foreign exchange policies.

In addition, he became a member of the Board of Directors of the TÜBİTAK Risk Venture Capital Support Program, which carries out activities to contribute to the commercialization of early-stage inventions with development potential and products and/or technologies generated as a result of R&D and innovation activities, and of the Turkish Investment Initiative, which was established in partnership with the European Investment Fund and the Ministry of Treasury and Finance to ensure the healthy development of the venture capital sector in our country.

He received a bachelor's degree from İstanbul University, Faculty of Political Sciences, Department of Public Administration in 1997, and a master's degree from Marmara University in 2006. He currently pursues his doctoral studies (PhD).

Appointed as the Vice-Minister of Treasury and Finance on 21 December 2021, Mr. Zaman has been serving as the Chairman of the Board of Directors of Türk Eximbank since February 2022.

RIZA TUNA TURAGAY

Deputy Chairman of the Board of Directors

Vienna, 1964. Mr. Turagay graduated from the Ankara University Faculty of Political Sciences, Department of Business Administration and completed his master's degree in international Banking and Finance at the University of Birmingham. He began his career in 1987 at the Undersecretariat of the Treasury and Foreign Trade, where he served until 1997 in the positions of Specialist, Branch Manager, Undersecretarial Advisor, and Ministerial Advisor. Mr. Turagay

also assumed roles as the Trade Advisor at the T.R. Washington D.C. Embassy from 1997-2000, the Undersecretariat of Foreign Trade Deputy General Manager of Exports, President of the Housing Development Administration, the Vice Chairman of Real Estate Investment Trust Board, Deputy Undersecretary of Customs, Member of the Turkish Export Promotion Center Board, and the Vice Undersecretary of Customs from 2000-2006. He also served in the same period as Member of the TED Board and Member of the Equestrian Federation Board as well as working as Director and Member of the Board at BAT Türkiye, Member of the Exporters' Associations Board, and Member of the Turkish Exporters Assembly (TİM) from 2006 until January 2019.

Mr. Turagay was appointed Deputy Minister of Trade on 18 January 2019 and since 5 February 2019 he has been serving as both Member and Deputy Chairman of Türk Eximbank Board of Directors.

ALİ GÜNEY

Member of the Board and General Manager

Rize, 1964. Mr. Güney graduated from Marmara University, Faculty of Economics and Administrative Sciences. He worked in the Fund Management Department of Faisal Finance between 1990 and 1993. He assumed the duty of Assistant Manager in the Fund Management and Treasury Department of İhlas Finance from 1995 until 1999, when he joined Anadolu Finance as Fund Management and Treasury Manager, which position he held until 2005. Mr. Güney functioned as Treasury Manager at Türkiye Finans Participation Bank between 2006 and 2009 and as Deputy General Manager responsible for Treasury and Financial Institutions between 2009 and 2015. He was Deputy General Manager responsible for Treasury and Strategy at Vakıf Participation Bank from 2015 until 2019.

Mr. Güney has been serving as Member of the Board and General Manager of Türk Eximbank since 17 October 2019.

NAİL OLPAK

Member of the Board and Member of the Audit Committee

Burdur, 1961. Mr. Olpak graduated from Istanbul Technical University Faculty of Mechanical Engineering and earned his master's degree from Yıldız Technical University in the field of Energy. He started his career at Umar Makina A. Ş. and after working as Factory Assistant Manager at Özgün A.Ş. he started at Cankurtaran Holding A.Ş. and worked in upper-level management in various levels of the Holding and assumed the position of Vice President of Cankurtaran Holding. He established Nora Elektrik Malzemeleri A.Ş., Pak Yatırım A.Ş. and OMN A.Ş. and is currently the Chairman of the Board of the first two companies, the Board Member of the third company and the Board Member of the subsidiary companies of these companies. Mr. Olpak has served as Board of Directors Chairman for the Foreign Economic Relations Board (DEİK) since 22 September 2017 and also maintains positions as DEİK Chief Executive Officer, World Turkish Business Council President, Istanbul Development Agency Board of Directors Member, Investment Environment Improvement Coordination Council (YOİKK) Member, Independent Industrialists and Businessmen's Association (MÜSİAD) High Advisory Committee Member, International Technological Economic and Social Research Foundation Founders' Committee Member, Tourism Development and Education Foundation Board of Trustees Member, Kandilli Club Founding Board of Trustees Member,

Science Propagation Foundation Founders' Committee Member, Huzur Hospital Foundation Board of Trustees Member Human Development and Societal Education Foundation Board of Trustees Member, Istanbul Medeniyet University Support Foundation Board of Trustees Member, Mimar Sinan Association of Engineers Member, Mechanical Engineers Chamber Member, ITU Faculty of Mechanical Engineering Advisory Committee Member, and as of 5 March 2020 Turkcell Board of Directors Member.

He also previously worked as the 5th Term General President of Independent Industrialists and Businessmen's Association (MÜSİAD) and the MÜSİAD High Advisory Committee Chairman, the International Business Forum (IBF) Vice President, B20 Türkiye Executive Committee Member, Istanbul Chamber of Commerce Assembly Member Istanbul World Trade Center (İDTM) Board of Directors Member, Huzur Hospital Foundation Board of Directors Member Energy Efficiency Association Board of Directors Member, Architects and Engineers Group Board of Directors Member and High Advisory Committee Member, Turkish Japanese University Founding Board Member, Information Commercialization Center Board of Trustees Member, Muallimköy Teknoloji Bölgesi A.Ş. (Informatics Valley) Board Member.

Mr. Olpak has been a member of Türk Eximbank Board of Directors since 26 April 2018, and a member of the Audit Committee since 13 May 2019.

MUSTAFA GÜLTEPE

Member of the Board / Member of the Audit Committee

Mustafa Gültepe was born in 1968 in Tonya-Trabzon. He graduated from Dokuz Eylül University Industrial Engineering Department in 1990. Gültepe completed his MBA master's degree at Istanbul University in 1997 and got into the sector at Taha Tekstil in 1992 after graduation. He is the founding partner and chairman of the board of Talu Tekstil, which was incorporated in 1994 as a subsidiary of Taha Group. Gültepe has been in the ready-made garment industry for 30 years. He owns production facilities in Istanbul, Sakarya and Malatya, and employs approximately 4,000 people.

Between 2017-2021, he served as the Chairman of the Board of Sakarya 1st Organized Industrial Zone.

Gültepe has been on the Board of Directors of Istanbul Ready Made Garment And Apparel Exporters' Association (IHKİB) since 2010; he served as the Vice-Chairman of the Board of Directors between 2014-2018, and in the elections held in April 2018, he became the Chairman of the Board of Directors of İHKİB and still continues this duty. Gültepe was elected as the Chairman of the Turkish Exporters Assembly on 13 June 2022.

Mustafa Gültepe, who also serves as the Vice Chairman of DEİK and İhracatı Geliştirme A.Ş., is married, has three children, and speaks English.

Gültepe has been a Member of the Türk Eximbank's Board of Directors since 17.10.2022 and a Member of the Supervisory Committee since 24.10.2022.

FAHRIYE ALEV ARKAN

Member of the Board

Trabzon, 1952. Ms. Arkan graduated from Ankara University Faculty of Law and completed her law internship in 1976. She started her career that same year at the Ministry of Energy and Natural Resources and served as Consultant Lawyer at the SSI General Directorate. Ms. Arkan joined the State Investment Bank in 1987 and was involved in the restructuring of the State Investment Bank as Türk Eximbank. She has assumed positions as Specialist, Manager, Legal Advisor, and Department Head at Türk Eximbank and served as Deputy General Manager of Insurance and Guarantee Operations between 2 March 1998 and 19 March 2012.

Ms. Arkan has been a Türk Eximbank Board Member since 10 May 2019.

MEHMET ESAT MERT

Member of the Board

Mehmet Esat Mert graduated from Middle East Technical University, Faculty of Engineering, Department of Industrial Engineering, and completed his master's degree in Industrial Engineering at Middle East Technical University. He completed his second master's degree in Finance at London Business School. He continues his doctoral studies (Ph.D.) at Middle East Technical University. Mert started his career in the private sector and worked at the Ministry of Treasury and Finance Project Finance Department, International Capital Markets Department, and Deputy Minister's Office between 2014 and 2021. In London, he worked at the European Bank for Reconstruction and Development (EBRD) and the private equity fund Everest Capital.

Currently working as a Consultant at the Ministry of Treasury and Finance, Mert has been a Member of the Board of Directors of Türk Eximbank since 14 March 2022.

Duygu Güven served as member of Türk Eximbank Board of Directors between 26 March 2021 and 14 March 2022 and as member of the Audit Committee between 29 March 2021 and 14 March 2022.

İsmail Gülle served as member of Türk Eximbank Board of Directors between 24 September 2018 and 10 October 2022 and as member of the Audit Committee between 28 March 2022 and 10 October 2022.

Türk Eximbank Board of Directors held 13 meetings during 2022 and passed 164 decisions, 23 of them interim decisions. All of the meetings took place in İstanbul. Duygu Güven was unable to attend the meeting of 14 January 2022, Mehmet Esat Mert was absent in the meetings of 31 March 2022, 30 May 2022, 30 September 2022, 11 November 2022, Mehmet Esat Mert and Mustafa Gültepe were absent in the meeting of 2 December 2022, on all occasions with justified excuses.

Executive Committee and Managers of Internal System Units

NECDET KARADENİZ

Deputy General Manager

İğdır, 1959. Mr. Karadeniz holds a BSc. degree in metallurgical engineering from İstanbul Technical University and an MBA from İstanbul University. Having started his professional life in 1987, he held the positions of manager and head of department at Emlakbank, Türkiye Finans Participation Bank, Alternatif Bank and Ziraat Bank, respectively, and joined Türk Eximbank in December 2012.

Appointed as a Deputy General Manager of Türk Eximbank on 26 May 2017, Mr. Karadeniz currently serves as the Deputy General Manager in charge of Loan/Insurance Allocation.

MUSTAFA ÇAĞRI ALTINDAĞ

Deputy General Manager

Kocaeli, 1977. Mr. Altındağ graduated from İstanbul University, Business Administration (in English) Department and he started his career as an inspector on the Board of Inspectors at Tekstil Bank. Between 2004 and 2010, Mr. Altındağ worked as Marketing Manager, the Head of Finance and Accounting Department at Creditwest Factoring Services A.Ş. and then joined Citibank, where he served as Commercial Banking Customer Relations Manager, Head of Multinational Corporations Department and Corporate Banking Assistant President between 2010 and 2019.

Appointed as Deputy General Manager at Türk Eximbank on 20 December 2019, Mr. Altındağ currently serves as Deputy General Manager in charge of Marketing.

TANER YAVUZ

Deputy General Manager

İstanbul, 1970. After graduating from Boğaziçi University, Department of Economics, Mr. Yavuz started his banking career as an Inspector at Yapı Kredi Bank in 1994. He worked as MIS Reporting and Budgeting Manager between 1998-2006, as the Senior Manager of Financial Planning, Analysis and Group Reporting at Credit Europe Bank (Romania) in 2007, and as the Senior Manager of Financial Planning and Corporate Performance Management at Türkiye Finans Katılım Bankası in 2009. He assumed different responsibilities in Strategy and Finance fields until 2017 and also served as acting Deputy General Manager for a while. In 2018, he was appointed to Vakıf Emeklilik ve Hayat A.Ş. as Group Manager responsible for Financial Management, which position he held until December 2019. Mr. Yavuz joined Türk Eximbank as Head of Financial Affairs Department in January 2020 and stood proxy as Head of Strategy Department.

Having been appointed as Deputy General Manager to Türk Eximbank on 28 June 2021, Mr. Yavuz currently serves as Strategy and Finance Deputy General Manager.

HAKAN UZUN

Deputy General Manager

Kocaeli, 1968. Mr. Uzun graduated from the Mechanical Engineering Department of the Middle East Technical University and received his master's degree from the University of Illinois, USA between 1992- 1995. He started his banking career at Körfezbank in 1996 and served as a senior manager in Treasury and Financial Markets departments in several private banks before working as Group Manager in charge of Treasury at ING Bank Türkiye from 2008 until 2011. He worked for Türkiye Finans Participation Bank between 2011 and 2019, where he held the position of Deputy General Manager in charge of Treasury. Appointed as Deputy General Manager at Türk Eximbank on 20 December 2019, Mr. Uzun currently serves as Deputy General Manager in charge of Treasury/Financing/International Credits.

ERDEM OKUR

Deputy General Manager

Zonguldak, 1977. Okur graduated from the Middle East Technical University Department of Computer Engineering and received his MBA from Marmara University. He started his business life in 1998, and held positions in Information Technology departments at Aselsan, Garanti Technology, and Akbank, respectively, before joining Türk Eximbank in 2015.

Appointed as Deputy General Manager at Türk Eximbank on 19 July 2019, Mr. Okur currently serves as Deputy General Manager in charge of Information Technologies and Operation.

SADIK ÖMER YILBAŞ

Head of Internal Audit

Elazığ, 1970. Mr. Yılbaş graduated from Gazi University, Department of Public Finance and started his business life at Halkbank in 1993. He worked as an Assistant Inspector at Toprakbank between 1995 and 1997. Having started to work as an Assistant Internal Auditor in the Internal Audit Department of Türk Eximbank on 12 May 1997, he was later promoted to the positions of Auditor, Chief Auditor, Deputy Head of Internal Audit and Acting Head of Internal Audit. Mr. Yılbaş was appointed as Head of Internal Audit on 30 May 2022, in which position he still serves.

MURAT ŞENOL

Head of Risk Management

Ankara, 1966. Mr. Şenol holds a bachelor's degree in economics from Hacettepe University, and a master's degree in capital markets from İstanbul Commerce University. He started his professional career at the Central Bank of the Republic of Türkiye in 1988 in the General Directorate of Money Markets and Fund Management. He joined Türk Eximbank in 1995 and worked as Manager in Foreign Trade Companies Credits, Performance Credits and Pre-shipment Export Credits departments. He was appointed as Chief Risk Officer at Türk Eximbank on 15 July 2011.

ÖZLEM UÇAR

Head of Internal Control

İstanbul, 1981. Ms. Uçar graduated from the Middle East Technical University, Department of Economics and received her master's degree from the Manchester Business School. She started her business life in 2006 as an Internal Controller at Ziraat Bank, where she later worked as Senior Internal Controller, Internal Control Supervisor and finally as Internal Control and Compliance Department Manager. Ms. Uçar was appointed as the Head of Internal Control at Türk Eximbank on 31 January 2020, in which position she currently serves.

NERGİS CEVHER

Manager of Regulatory Compliance Department

İsperih, Bulgaria, 1960. Ms. Cevher graduated from the Economics-Insurance Department at Sviştov Dr. A. Asenov, Bulgarian Academy of Economics and Finance. Having joined Türk Eximbank in 1989 in the Pre-Shipment Export Credits Department, Nergis Cevher worked as an Assistant Manager in the Credit Control Department, and as a Manager in the Performance Credits and Compliance Department. Ms. Cevher was appointed as Manager of Compliance Department of Türk Eximbank on 7 July 2015, where she still serves.

The Committees for Risk Management and Bank Transactions at Türk Eximbank

Audit Committee

Member:	Nail OLPAK (Member of the Board)
Member:	Mustafa GÜLTEPE (Member of the Board)

The Audit Committee was established by the decision of the Board of Directors dated 31 October 2006. On behalf of the Board of Directors, the Audit Committee is authorized and responsible for: ensuring the efficiency and adequacy of the internal control, risk management and internal audit systems; monitoring the operations of internal systems, accounting and reporting systems, and the integrity of the information generated by them in compliance with related legislation; and, during the Board of Directors' process of choosing independent auditors, rating institutions, evaluation and support services firms, performing pre-assessment of candidates and regularly monitoring the activities of the selected institutions. The Regulations on the Procedure and Principles of the Operations of the Audit Committee was revised by the Board's decision dated 30 September 2022.

Credit Committee

Chairman:	Ali GÜNEY (General Manager)
Member:	Murat ZAMAN (Chairman of the Board)
Member:	Fahriye Alev ARKAN (Member of the Board)

The Credit Committee is vested with the authority to issue to a real or legal person a domestic loan up to ten percent (10%) of the Bank's equities provided that collaterals deemed appropriate by the Board of Directors are created. That kind of authority is limited for different types of guarantees.

The Credit Committee fulfills the said duty delegated thereto by the Board of Directors within the frame of the procedures and principles set out in the applicable legislation in accordance with Article 31 of the Bank's Articles of Association.

Islamic Banking Advisory Committee

Chairman:	Prof. Dr. İsak Emin Aktepe
Deputy Chairman	Prof. Dr. Mürteza Bedir
Member:	Prof. Dr. Hayrettin Karaman

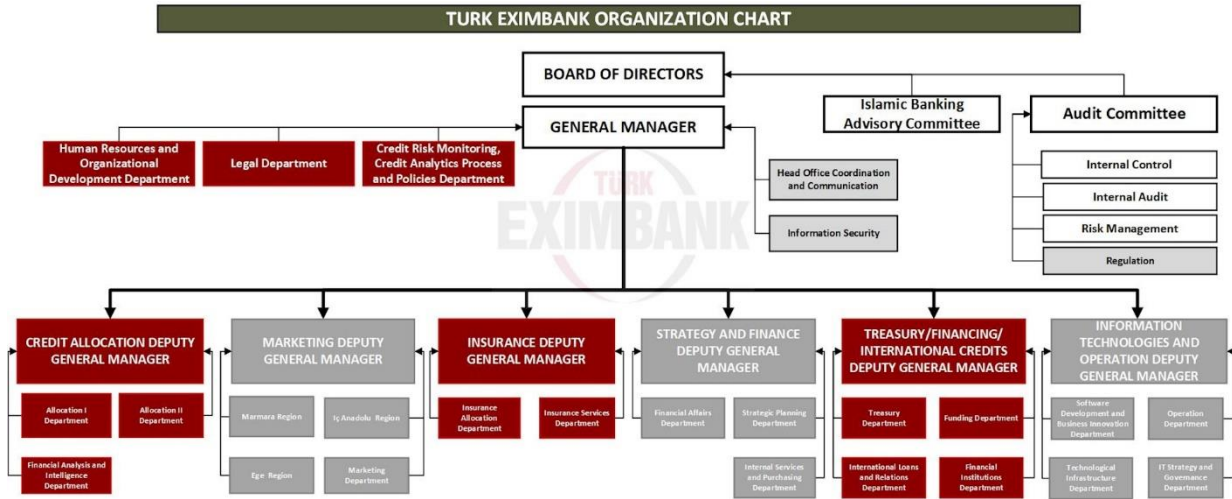
Islamic Banking Advisory Committee established by the Board of Directors decision dated 09 September 2022 pursues its activities under the Board of Directors pursuant to the Communiqué on Compliance with the Principles and Standards of Interest-Free Banking published on 14 September 2019.

The Advisory Committee is charged with deciding on standard contracts pertaining to the Bank's products and services associated with Islamic (interest-free) banking activities, internal guidelines, interest-free banking principles and standards, and implementation thereof.

Changes in the Organizational Structure

Human Resources Practices

Organization Chart



Organizational Developments

In 2022, the following organizational changes took place at our Bank in line with the Bank's goals and strategies:

- Adana and İskenderun Branches that operated under İç Anadolu Regional Directorate now operate under Ege Regional Directorate.
- Diyarbakır Branch, which reports to İç Anadolu Regional Directorate, started operations.
- Credit Risk Monitoring, Credit Policies and Analytics Department was set up, reporting directly to the office of the General Manager.
- Credit Risk Monitoring, and Credit Analytics and Policies Division was affiliated to the newly established Credit Risk Monitoring, Credit Policies and Analytics Department.
- Credit Analytics Process and Policies Division under the Credit Risk Monitoring, Credit Policies and Analytics Department was reorganized in two separate divisions: Credit Process and Policies Division and Credit Analytics Division.
- Credit Modeling Review Division was set up under the Credit Risk Monitoring, Credit Policies and Analytics Department.
- Strategic Research and Business Development Division was set up under the Strategy and Finance Deputy General Manager.
- Economic Research Division under the Treasury Department was closed down and its functions were handed over to the Strategic Research and Business Development Division.
- Product, Sales and Channel Management Division was set up which will report to the

Marketing Department.

- Insurance Analytics Process and Policies Division under Insurance Deputy General Manager was renamed Insurance Actuary, Process and Policies Department.
- Islamic Banking Advisory Committee was set up under the Board of Directors, and Advisory Committee Secretariat position was created under the Advisory Committee.
- Human Resources and Organizational Development Division was set up, which will report directly to the office of the General Manager.
- Process and Quality Management Department that operated under the Strategy and Finance Deputy General Manager was affiliated to the newly-established Human Resources and Organizational Development Division.
- Human Resources Department that directly reported to the office of the General Manager was restructured in two separate departments: Recruitment and Talent Management Department, and Remuneration and HR Services Department, both of which report to Human Resources and Organizational Development Division.

Human Resources Policy

The Bank's human resources policy is executed according to the general principles dictated in the Bank's Articles of Association and Human Resources Regulations.

The main principles of the Bank's human resources policy are as follows:

1. To employ an efficient number of competent, exceptionally skilled, creative and inquisitive personnel who have a capacity for analytical thinking, for the execution of the Bank's activities in order to reach its goals;
2. To take special care in recruiting employees according to principles of equity and under equal conditions, determining the recruitment criteria in writing by use of titles, and applying these criteria;
3. To provide employees with an equal-opportunity work environment in which they can utilize and improve their abilities and qualifications;
4. To establish an employee personal rights and wage system that increases their motivation and encourages them to work at the Bank, allowing the Bank to employ manpower with qualifications and numbers required by the service.

The specialized nature of the Bank's operations requires a highly qualified and professional staff; hence career development is very important.

In addition, efforts are being spent to build on the qualifications of employees and employee engagement by backing training programs carried out in cooperation with various institutions with e-learning programs.

During 2022, 67 employees left the Bank and 81 new employees were employed.

Financial Information and Assessment on Risk Management

Relations of Türk Eximbank with Its Risk Group

Türk Eximbank does not have a Risk Group, since the Bank is fully owned by the Turkish Treasury and does not have subsidiaries or affiliates which it controls, either directly or indirectly.

Support Services Obtained by Türk Eximbank in 2022

Within the scope of the BRSA's "Regulation on Support Services to be Received by Banks" that went into force upon its publication in the Official Gazette issue 28106 dated 5 November 2011, Türk Eximbank received 16 support services detailed below in 2022.

Support Service Provider	Service Received by the Bank
Fineksus Bilişim Çözümleri Ticaret A.Ş.	Swift ServisBüro GWCP & DRCP and Swift Alliance System Support and Consultancy
Datasafe Arşivleme Hizmetleri A.Ş.	Archiving Services
Vizyoneks Bilgi Teknolojileri A.Ş.	Procurement of Insurance Application Upgrading Service
Vizyoneks Bilgi Teknolojileri A.Ş.	Procurement of Insurance Application Maintenance Service
Vizyoneks Bilgi Teknolojileri A.Ş.	Support Service for Procurement of Insurance Application Development Service
Avi Gayrimenkul Yatırım Değerleme ve Danışmanlık A.Ş.	Mortgage and Pledge Establishment Transactions
ESG Strateji Dan. ve Eğt. Ltd. Şti.	Revision of Environmental and Social Risk Management Assessment Model in Credit and Insurance Activities
BTC Bilişim Hizmetleri A.Ş.	SAP TRM Application Licensing Update, Maintenance, Support and BASIS Technical Support Services
BTC Bilişim Hizmetleri A.Ş.	SAP TRM Application BASIS Technical Support Services
Modefinance SRL	Rating/Scoring and Limit Decision Models
İş Yazılım Donanım Elektronik Danışmanlık Ltd. Şti.	Electronic Document Management System Software Maintenance and Support Services
Mirsis Bilgi Teknolojileri A.Ş.	Procurement of Consultancy Service for Software Development
JForce Bilişim Teknolojileri A.Ş.	Procurement of Consultancy Service for Software Development
RDC Partner Bilişim Dan. ve Tek. Hiz. A.Ş.	Procurement of Consultancy Service for Software Development
Superonline İletişim Hizmetleri A.Ş.	Purchasing Order and Management System

Experian Bilgi Hizmetleri Ltd.Şti.	Consultancy Support Service for Credit Transformation Project - Phase 1
Türk Telekomünikasyon Anonim Şirketi	Data Backup and Hosting Support Service
Veripark Yazılım A.Ş.	Support Service for Procurement of Internet and Mobile Branch Revamping

Prior to commencement of the support services listed in the table, “Technical Adequacy Reports” were drawn up showing that the service providers possess the technical equipment, infrastructure, financial strength, experience, know-how and human resource, and satisfy the requirements set out in the applicable legislation, as well as “Risk Management Programs” about the support services to be procured and “Risk Analysis Reports” studying the potential risks that may stem from these services, their management and expected benefits and costs as stipulated in the applicable legislation.

On another note, an empirical risk assessment study was conducted, which measures the relative severity of the risks that may arise from the qualities of support services providers and the services furnished thereby, based on which support services providers were audited. The assessment made and audits performed produced no findings associated with the procurement of these support services to an extent that would prevent efficient and adequate operation of the Bank’s internal systems or execution of internal control or internal audit activities.

The General Assessment of the Audit Committee for the Year 2022 Regarding Activities and Risk Management, Internal Control and Internal Audit Systems at Türk Eximbank

As the sole official export credit agency in Türkiye, Türk Eximbank supports the exports sector with its credit, guarantee and insurance programs through non-profit activities. However, the Bank also seeks to ensure the most appropriate rate of return in order to maintain its capital and financial strength, and it complies with broadly accepted banking and investment principles in all its activities. In this regard, while conducting its legal function, which is “to provide financial support to exports sector”, the Bank maintains its risk level without weakening its financial strength.

As per the provisions of the legislation issued by the BRSA regarding Banking Law No. 5411, necessary organizational changes were made at the Bank on 31 October 2006, internal systems of the Bank were established with their current status, and an Audit Committee was established. Internal Audit, Internal Control, Risk Management and Compliance departments carry out their activities under the supervision of the Audit Committee made up of two members elected by the Board of Directors from amongst its own members.

Internal Audit

The Internal Audit Department carries out its responsibilities to the Board of Directors via the Audit Committee, which was established to perform the supervisory and regulatory obligations of the Board of Directors and to perform the following tasks within the framework of Audit Committee Regulation issued within the scope of the Regulation on Internal Systems of Banks and Internal Capital Adequacy Assessment Process:

- Analyzing and evaluating the compliance of the Bank’s activities with the relevant laws, regulations, decrees, communiqués, articles of association, banking principles, instructions and other statutes;
- Reviewing and evaluating the functioning, efficiency and adequacy of the Bank’s internal control and risk management systems;
- Providing opinions, suggestions and comments regarding effective and efficient use of the Bank’s resources,
- Reviewing the accuracy and reliability of accounting records and financial reports,
- Evaluating the operation, efficiency and adequacy of the Bank’s information systems and communication channels,
- Conducting audits and examinations of operations, accounts and activities in the Bank’s headquarters units, regional directorates and branches.

Assigned with risk-based auditing of all activities of the Bank without any limitations periodically, the Internal Audit Department performs its activities in an impartial and independent manner exercising the required professional diligence, with the aim of ensuring that the resources are used efficiently and that all activities make the maximum contribution to the Bank.

The annual Audit Plans are prepared and implemented in keeping with this understanding, using other comprehensive criteria in line with the Bank's risk assessment matrix. Auditing the Bank's units, branches and processes financially, operationally and in terms of compliance and reporting within the framework of the annual Audit Plan, the Internal Audit Department communicates the findings covered in the reports that are produced as a result of the audits to the Board of Directors via the Audit Committee and closely monitors the steps taken in relation to the findings. In addition, the Board of Directors keeps abreast of the activities of the Internal Audit Department through its quarterly and annual activity reports submitted via the Audit Committee.

According to the relevant legislation issued by the BRSA, the Bank must present a "management declaration" to its external independent auditors, signed by the Board of Directors for each audit period, concerning the current situation and internal control activities carried out on information systems and banking processes. In this regard, the control and audit activities intended to be the basis of this management declaration were prepared by the Internal Control Department and the Internal Audit Department for information systems and banking processes, and the report prepared was presented to the Board of Directors. The Management Declaration was signed by the Board of Directors and submitted to the external auditor.

The Audit Committee continued its activities in 2022 with the aim of developing the activities of the Bank and adding value to them, and it ensured that the internal control activities that form the basis of the management declaration are performed in a coordinated manner.

Internal Control

Carrying out its activities within the scope of the Regulation on Banks' Internal Systems and Internal Capital Adequacy Assessment Process, the Internal Control Department works to ensure that assets are protected and that the Bank's activities are carried out effectively and efficiently and in compliance with the Law, other applicable legislation, internal policies, guidelines and banking customs. The Department is also responsible for guaranteeing the reliability and integrity of accounting and financial reporting system, and timely availability of information.

The duties of the Internal Control Department are set out in the Internal Control Department Regulation which is approved and enforced by the Board of Directors decision no. 108, dated 31 August 2021.

The Internal Control Department, in cooperation with the senior managers of related units, designs the internal control system and internal control activities that need to be established at the Bank, as well as how the same will be executed, and thus ensures the creation and development of the internal control environment. The Internal Control Department verifies the compliance of the Bank's activities and products with the Law, other applicable legislation, internal policies and guidelines, and banking customs.

Within the duties delegated to it, the Internal Control Department performed monitoring, analysis and control activities by observing the matters mentioned below, giving priority to processes and transactions identified based on a risk-focused approach and within the materiality criteria during 2022:

- Establishing functional separation of duties, distribution of responsibilities and creation of workflow diagrams at the Bank,

- Integrity and security of accounting and financial reporting system and information systems, and timely availability of information,
- Functionality of internal communication channels that will ensure communicating the information produced and problems confronted with related individuals,
- Identification of the deficiencies or weaknesses in the design of operation of internal control mechanisms embedded in information systems applications employed in the performance of operations related to banking processes that are comprised of credit, insurance, accounting, financial reporting and payment systems,
- Verification of the existence and operation of manual and systemic approval mechanisms for critical processes and whether restrictions are adhered to,
- Verification of the compliance of the Bank's activities and products with the Law and other applicable legislation, and controls regarding new product processes
- Implementation of guidelines set regarding the recording, retention and accessibility of documents and assets kept in physical safe deposit boxes and especially the guarantees received,
- Existence and update of business continuity plans consisting of information systems business continuity and emergency and contingency plans,
- Activities related to information systems management at the Bank and at the providers of outsourced services, processes supporting these activities, and compliance of the information systems controls in place with the legislation and internal policies, procedures and standards.

Findings of on-site or distant monitoring, review and controls performed manually or with systematic methods conducted by the Internal Control Department in 2022 on matters such as functioning of internal control mechanisms in units where banking operations are performed, compliance with rules and limitations and existence of required control points in information systems, have been shared with the related units. Instructions on correction of deficiencies and flaws were shared and results of the actions taken by the relevant units were followed up.

The quarterly reports of the Internal Control Department relating internal control activities were presented to the Audit Committee regularly. The control and audit activities concerning information systems and banking processes that form the basis of the Management Declaration to be submitted to the independent auditor were carried out by the Internal Control Department and the Internal Audit Department, and the report produced was presented to the Board of Directors via the Audit Committee.

Risk Management

According to the Charter and Procedures of the Risk Management Department approved by the Board of Directors, the Risk Management Department is responsible for:

- Describing, measuring and analyzing the Bank's risk exposure as a whole within the frame of the principles approved by the Bank's Board of Directors; managing and monitoring them in view of internal limits/early warning thresholds approved by the

Board of Directors, and creating and exploring risk policies and implementation procedures,

- Performing profit and cost calculations regarding all risks and their manageability in cooperation with related departments, and timely reporting risk data to the Board of Directors via the Audit Committee.

Risk management activities at the Bank are being carried out with the target of bringing the risk management function close to best practices by establishing a risk culture across the Bank and by constantly improving the system and human resource in accordance with the Regulation on the Internal Systems and Internal Capital Adequacy Assessment Process of Banks, other applicable regulations, and the BRSA Best Practices Guides.

Within the frame of risk management activities;

Under the **Credit Risk**, risks arising from cash and non-cash loan transactions are monitored against the regulatory and Bank-specific limits. Commercial bank risk taken directly or indirectly gets the highest share within the credit risk, which is the largest category of the Bank's risk exposure. Therefore, cash and non-cash limits made available to banks are assessed in detail, and updated as needed. Credit Risk is reported to the BRSA according to the BRSA's Standard Method. **Counterparty Credit Risk**, which is a sub-item of credit risk and refers to the losses that may result from potential deteriorations in creditworthiness upon defaulting of banks particularly engaged in derivatives and repurchasing transactions, is measured using the Basel 3 Standard Method effective as of July 2022 ,and includes the same in capital adequacy calculations.

Market risk is calculated monthly using the Standard Method devised by the BRSA and is considered in the calculation of the Capital Adequacy Ratio. In order to duly manage the interest rate and exchange rate risks that make up the main elements of the market risk; transactions performed in money and capital markets need to be diversified, taking into consideration the instruments, maturity, currency, type of interest and similar parameters. As the trading portfolio making the basis for market risk have a very little share in risk-weighted assets and as almost the entire trading portfolio is hedged at Türk Eximbank, the market risk obligation is also very low. The Bank implements hedge accounting principles for derivative transactions.

Operational Risk entails identification of risks arising from banking operations, and evaluation and monitoring of controls associated with these risks. Operational risk, which is one of the capital adequacy items, is calculated once a year using the basic indicator method, and reported to the BRSA. In addition to that, internal method, which is developed in accordance with the IT risk methodology, is also used and records subject to risk, which are entered into data entry screens, are subjected to modeling in view of their significance. IT risks, which represent another source of operational risk, is managed by an independent risk management process, and is included in the integrated risk matrix which consolidates the impact and probabilities for all of the Bank's risks.

Apart from credit, market and operational risks which make up the Pillar 1 of Basel II, quantitative and/or qualitative studies are carried out on other risk types such as country risk, concentration risk, structural interest rate risk, liquidity risk, environmental/social risks, climate-related risks and reputation risk that take place within the **Pillar 2**. All risks that the

Bank is exposed to are closely monitored within the frame of Internal Limits and Early Warning Thresholds approved by the Board of Directors.

The **ICAAP report** prepared based on the actualizations of the previous year-end, and which makes the capital planning for the next three years, and the **Stress Testing** attended thereto, and the independent ISEDES Process Document prepared in March were approved by the Board of Directors and sent to the BRSA in accordance with the BRSA legislation in force. According to the relevant articles of the ICAAP Report that refers to the **Risk Appetite**, Türk Eximbank has adopted maintaining the capital adequacy ratio in the 13%-15% interval as its risk appetite indicator, and embraced the principle that any capital adequacy ratio level below 13% should trigger initiatives to increase the capital.

In Stress Testing and Scenario Analyses, calculations are performed also for Economic Capital under the scenarios of increased loss ratios in case of downgraded country rating or in case of default for Credit Risk; for Value at Risk using Historical Simulation and Parametric Methods under exchange rate and interest rate shocks for information purposes for Market Risk; for stress scenarios such as early recalled debts or non-renewal of debts at maturity and sudden and unforeseeable rises in NPL ratios for Liquidity Risk; for recalled loans to companies failing to satisfy certain criteria for Environmental and Social Risks; for default in loans to companies that sustain deteriorated cash flows within the scope of Carbon Border Adjustment for Climate Risks; and for capital requirements within the frame of scenarios where the severity and significance of findings are assumed to have worsened by one notch based on the Operational Risk Methodology approved by the Board of Directors for Operational Risks.

Results of stress tests performed with internal models as well as standard methods demonstrate that, with its stable and strong capital structure, the Bank can operate free of any problems while under intense stress factors.

Real-time cash inflow/outflow are monitored for the Liquidity Risk, which is managed within the frame of the Liquidity Action Plan approved by the Board of Directors and monitored closely by the Bank; continuity and sustainability of liquidity adequacy are ensured with the GAP analyses, scenario analyses and stress/reverse-stress tests conducted. The said policy document also incorporates the set of rules that grades the actions that will be taken depending on the severity of the situation experienced in case of liquidity squeeze. During the year, the Bank did not experience any negativities with respect to Liquidity Adequacy and Liquidity Coverage Ratios, which are regulatory reporting techniques.

As per the legislation in force, the Bank is exempted from provisions. Notwithstanding, under the prudence concept, Türk Eximbank makes TFRS 9 New Financial Instruments Set – Expected Credit Loss Provisioning calculations using a validated model, and pursues a highly conservative provisioning policy. The model used is regularly reviewed, and necessary improvements are carried out in coordination with the related units.

Regulatory Compliance

Regulatory Compliance Department follows up regulatory framework in order to ensure compliance with the applicable legislation governing the Bank, makes sure that they are captured in internal practices through the announcements and guidance it provides, and evaluates and forms opinions regarding the regulatory compliance of new products and services, and participates in the Bank's committee meetings. The Department represents the Bank in various Working Groups active within the Banks Association of Türkiye. In addition, the Department

carries out the activities for putting into practice the regulations in relation to anti money-laundering and prevention of terrorist financing by keeping a close eye on local/international regulations and regulations related to personal data protection. The Department is also assigned with exchanging opinions with regulatory and supervisory authorities, and sharing the opinions received with related units.

The Department fulfills the function of the Secretariat to the Bank's Islamic Banking Advisory Committee and compliance activities associated with interest-free banking principles and standards.

Nail OLPAK

Member of the Audit Committee

Mustafa GÜLTEPE

Member of the Audit Committee

Risk Management Policies Based on Risk Types

Basel II Pillar 1 Risks

Credit Risk

Credit risk indicates the failure of a borrower to fulfill its capital, interest payments and other obligations, the failure of an institution exporting securities to fulfill its obligations in cash credits, and losses arising from indemnity payment by the Bank to a financing institution afforded with a guarantee or to an exporter, contractor or institution afforded with insurance cover in non-cash credits.

The risk weights of the Bank's assets are determined within the boundaries of the regulations of the BRSA.

Loans are extended within the framework of the authority given to the Board of Directors for achieving the Bank's sub-lending targets as set out in its annual programs.

Losses sustained by Türk Eximbank due to political risks undertaken for the sake of credit, guarantee and insurance activities are covered by the Ministry of Treasury and Finance according to Article 4/C, added to Law No. 3332 under Law No. 3659 and Law No. 4749 on the Regulation of Public Finance and Debt Management dated 28 March 2002.

International credits are granted by approval of the Board of Directors and approval of the Minister to whom the Ministry of Treasury and Finance is reporting, according to Article 10 of Act No. 4749 dated 28 March 2002 on the Regulation of Public Finance and Debt Management. The limit of a country is restricted by both the maximum risk that can be undertaken and the maximum amount that can be utilized annually.

The fundamental collateral of the international credits is the sovereign guarantee of the counter country or the guarantee of banks that Türk Eximbank accepts as accredited. Sovereign guarantee letters are regulated by the Finance or Economy Ministry related to the counter country legislations. Letters of Guarantee cover the principal, interest and all other obligations of the borrower and are valid until the maturity date. In addition to state guarantees, additional guarantees such as debt notes may be requested depending on the status of the debtor and project, the "comfort letter", and the "deposit account" issued by the authorities of the relevant countries.

The Bank reviews various reports of the OECD on country risk classification, reports of the members of the Berne Union, and reports of independent credit rating institutions, as well as the financial statements of banks and the country reports prepared by the Bank during the assessment and review of loans granted.

Firms' and banks' risks and limits are monitored on daily and weekly bases by responsible units and the same can be revoked in real-time. Domestic and foreign banks' limits are calculated using a Bank methodology, which seeks to simplify the limit amounts unnecessarily allocated and to bring them in complete alignment with Basel III Guidelines.

The risk ratings of banks are determined by analyzing financial and other indicators, such as the group to which a bank belongs, the shareholders of a bank, whether a bank is part of a financial holding company, the situation of a bank's sister companies, whether a bank is a foreign bank,

the situation of the ultimate parent company, ratings issued by international rating agencies, and evaluation of subjective criterion like management quality and information from the press.

Besides the financial and organizational information given by companies, the Bank receives intelligence from other sources (such as the Risk Centralization Records of CBRT, the Turkish Trade Registry Gazettes, the registration information from the Chamber of Commerce, data of the Ministry of Trade, banks, other companies in the same sector, etc.) for proof and for detailed research on companies. At the same time, the Bank takes into consideration the company's financial statements for the last three years, as well as the overall situation of the sector of the company in question; the economic and political circumstances of foreign target markets; and the advantages and disadvantages of the company compared to domestic and/or foreign competing companies. If the company is a subsidiary of a holding company or is a member of a group of companies, the bank loans of the group and the scenarios which may affect the activities of the group are investigated and the risk of the whole group is considered while analyzing the company.

All operations denominated in foreign currency and derivative transactions of the Bank are carried out under the limits approved by the Board of Directors. Sectoral and regional distributions of credit risks are conducted in parallel with the export composition of Türkiye, and this is monitored by the Bank regularly.

Türk Eximbank is not obliged to conform to Article 54 of Banking Law No. 5411 on loan limits. Nevertheless, the Bank obeys the general credit limit constraints mentioned in the Banking Law. As per guaranteeing policy, since credits are mostly extended based on the risk of the domestic bank, the Bank can undertake risk of up to 20% of the cash and non-cash total credit risk amount, excluding treasury transactions for a single bank, in order to fulfill its mission to provide credits depending on the economic conjuncture.

Türk Eximbank's short-, medium- and long-term credit programs are carried out with respect to financial conditions (terms, interest rates, collaterals, etc.) and procedures approved by the Board of Directors. Credit prices are determined by the Assets and Liabilities Committee in view of the cost of funds, maturity of the transaction, structure of the collateral and variation in market interest rates are taken into consideration. The Bank's mission to provide financing opportunities with costs that will lead exporters to gain competitive advantages in existing markets and risky or new countries is also considered during the process of pricing loans.

Each year, Türk Eximbank cedes the commercial and political risks borne under its insurance programs to a group of domestic and overseas reinsurance companies under renewed agreements. Türk Eximbank holds a certain portion of the aforementioned risks that can be indemnified from its own sources. This portion was 40% in 2021.

Premium rates for Export Credit Insurance vary according to criteria such as the risk classification of the buyer's country, payment terms, credit tenor, the legal status and the risk group of the buyer (private or public). The premium rates get higher as the risk of the country, the buyer or the payment method increase, or the delivery term becomes longer. The quotation strategy, which is the basis for determining premium rates, is generated taking into account domestic market conditions, international quotations of export credit insurance services, and the size of accumulated losses in past years.

Short-Term Export Credits and Credits for Foreign Currency-Earning Services are granted to companies upon approval by the General Directorate Credit Committee within the guarantee

determined by the Board of Directors and maturity and interest rate elements determined by the General Directorate, provided that the credit risk level that can be reached by a given firm will not be exceeded. This authorization is limited to 1% of the Bank's equity.

The collateral required for the Pre-Shipment Export Credits Program is the Debtor Bank's Current Account Undertaking Contract, similar to a comprehensive bond, issued by intermediary commercial banks in accordance with their respective credit limits allocated by Türk Eximbank.

The cash/non-cash domestic bank limits for the Bank's short-term TL and foreign currency credits are approved by the Board of Directors. These limits can be changed under restrictions determined by the Board of Directors.

Direct lending secured by fundamental collateral amounts to 100% of the principal, interest and export commitment risk of the loan. Fundamental collaterals include letters of bank guarantee, government securities, our Bank's insurance policies, cash and securities pledge, mortgage and KGF guarantees.

In the Bank's annual program, within the framework of the insurance and buyers' credit facilities including foreign risk, the limit of a country implies the "maximum limit that can be undertaken", and the exposure limit of a country implies "maximum amount that can be utilized annually".

Within the framework of the authority given by the Board of Directors, up to the authorized amount of buyers' limits are granted by the underwriting department. The higher amounts are granted directly by the Board of Directors.

The maximum amount of credit risk to which the Bank may be exposed is indicated in the Implementation Principles of relevant credits, and these amounts are determined by the decision of the Board of Directors.

Based on Article 93 of the Banking Law no. 5411, CAR calculations are performed and captured in legal reports for various requirements (Risk Center notices, derivatives, etc.) published by the BRSA as part of coordinated macroprudential steps to be taken to strengthen financial stability and to guarantee effective operation of the credit system through more efficient utilization of resources.

On the other hand, counterparty credit risk included in credit risk in BRSA reporting measures the losses to be sustained particularly by derivative instruments due to market volatilities and/or negative outlook of creditworthiness of counterparties. The related risk is calculated using Basel 3 Standard Method that came into effect as of July 2022.

Operational Risk

Operational risk is defined as the probability of loss resulting from inadequate or failed internal processes, people and systems or from external events.

Amount subject to operational risk, which is calculated using the "Basic Indicator" approach in accordance with the BRSA regulations, is taken into consideration in calculating the Bank's capital adequacy ratio within the scope of Basel II Pillar 1 risks.

In addition to regulatory reports, operational risk is also measured using internal metrics. Created using the data infrastructure classified on the basis of lines of business within the frame of improvements made with the purpose of effective management of operational risk associated with banking processes and referring to the determination of Operational Risk Limit and Early Warning thresholds, the Operational Risk Methodology Document, which is deemed appropriate by the Audit Committee and approved by the Board of Directors, went into effect.

Market Risk

Market risk is defined as the probability of loss at the Bank's on- and off-balance-sheet positions due to price, interest and exchange-rate movements arising from market fluctuations, leading to variations in income statement items and profitability of shareholders' equity.

For measuring its market risk exposure, the Bank calculates the "Exchange Rate Risk" and the "Interest Rate Risk" based on the "Market Risk Measurement Using the Standardized Approach" issued by the BRSA (the Bank is not exposed to any equity position risk). The market risk covering the aggregate interest and exchange rate risks calculated according to the said approach is prepared and reported to the BRSA on a monthly basis, whereas the exchange rate risk calculated according to the "Regulation on Measurement and Implementation of Banks' Net Overall FC Position / Equity Standard Ratio on a Consolidated and Unconsolidated Basis" is calculated and reported to the BRSA on a weekly basis.

Value at Risk (VaR) and Expected Shortfall are also calculated at the Bank with the aim of analyzing the amounts of potential loss that may be suffered by derivatives for trading purposes under various market conditions and of deriving statistical data in view of international finance literature.

The Bank's foreign exchange positions are monitored daily. All positions are managed by authorized personnel within the limits set out in the Risk Management Implementation Principles approved by the Bank's Board of Directors, considering the market developments and expectations.

The implications the Bank's activities and/or changes in market circumstances have on the position are monitored and necessary decisions aligned with the Bank's strategy are taken.

The Bank follows a balanced strategy with respect to exchange rate risk between assets and liabilities. The Bank gives high importance to implementing the strategy of matching its assets and liabilities in terms of currency, maturity and interest. In this framework, debt management is pursued in accordance with the Bank's asset structure to the greatest possible extent. In cases where this is not possible, the Bank tries to achieve a matching strategy using the appropriate types of swap transactions (cross-currency swaps, interest swaps or currency swaps) or by changing the asset structure of the Bank in such ways as may be possible under the given conditions.

Basel II Pillar 2 Risks

Interest Rate Risk Arising from the Banking Book

The interest structure (fixed or floating) of interest-sensitive assets and liabilities, and their weight in total assets and liabilities, are evaluated to determine the probable effects of changes in market rates on the Bank's profitability. The Bank's approach is that all assets and liabilities bearing fixed interest rates will be repriced at maturity, and that those bearing floating rates are

at the payment terms. By using this approach, the Bank calculates the interest-sensitive gap or surplus for each period remaining to contractual reprising dates (gapping report). The gapping report is used to predict how the Bank will be affected by the probable market rate changes at any period of time provided that all assets and liabilities sensitive to interest are sorted according to the interest renewal periods.

Maturity mismatches are monitored periodically for FX-denominated assets and liabilities, and TL-denominated assets and liabilities are monitored via tables showing weighted averages of days to maturity, which are prepared periodically.

According to the Risk Management Principles approved by the Board of Directors, the Bank attaches importance to the alignment of assets and liabilities in different currencies at fixed and variable interest rates, and takes care to maintain the fixed/variable rate assets and liabilities mismatch that can be undertaken at a reasonable level, with the purpose of limiting the negative effects interest rate changes might have on the Bank's profitability.

In accordance with the "Regulation on Calculation and Evaluation of Interest Rate Risk Arising from the Banking Accounts with Standard Shock Methods" issued by the BRSA and published in the Official Gazette, issue No. 28034, on 23 August 2011, submission of a report that is intended to act as a stress test by measuring the impact of interest rate shocks on the Bank's balance sheet, has continued in 2022.

According to the regulation, the ratio of net present value changes caused by interest rate shocks on the equity of the related month must not exceed 20%. The said ratio remains well below the legal limit owing to the Bank's solid equity structure and the high level of match between its assets and liabilities.

Liquidity Risk

The Bank's overall policy for liquidity risk is to carry a low-cost liquidity level at an amount sufficient to meet the potential cash flow needs under various operational conditions. Accordingly, based on existing credit stocks and existing cash, cash flow statements are being prepared, according to which additional funding needs and timing are determined.

Besides liquidity ratios, other balance sheet ratios, amount and term structure of liquid assets and rules for diversification of funding resources are all taken into consideration in liquidity management.

The Bank covers its short-term liquidity needs from short-term credits from domestic and foreign banks and short-term funds obtained through repo from money markets. Long-term liquidity need is provided from medium-long term loans obtained from international institutions such as World Bank and European Investment Bank and funds raised from capital markets through bond issuances.

The Bank tries to fund short-term credit with short-term resources and medium-long term credits with medium-long term resources and reduce the mismatch as much as possible.

In determining the overall limits of liquidity management, minimum liquidity levels and emergency liquidity resources are identified by the Board of Directors of the Bank.

In this context, legal limits as per the "Regulation on Measurement and Evaluation of Liquidity Adequacy of Banks" are considered for liquidity risk in Turkish Lira and foreign currency.

In terms of liquidity, the Bank chooses to use borrowing limits in TL and foreign currency markets as per CBRT and short-term money market borrowing limits from domestic and foreign banks in emergency situations as much as possible.

Moreover, in case of a projection or detection of an emergency situation, “Liquidity Action Plan” which is approved by the Board of Directors is applied.

Liquidity Action Plan was prepared to mitigate risks that may occur due to non-performance of liabilities resulting from liquidity squeeze and to protect rights and interests of the Bank’s shareholder, creditors and all parties which may be affected by the liquidity status and healthy management of operations.

In order to meet the urgent liquidity need, in addition to “Base Ratio to be Used in Measurement of Liquidity Risk” an additional minimum 1% of the Bank’s total assets are maintained as liquid assets. The composition of these assets is determined by Vice Presidency responsible from Treasury (assets as indicated in Article 5 of the Regulation on Measurement and Evaluation of Liquidity Adequacy of Banks).

In addition to legal liquidity obligations, the Bank’s asset and liability items are classified based on their maturities as demand, up to 1 month, 1-3 months, 3-12 months, 1-5 years, 5 year and above, and asset-liability harmony is closely monitored.

Concentration Risk

While Türk Eximbank is exempted from Article 54 – Loan Limits of the Banking Law, the metrics Risk Management Department identified in relation to concentration risk are monitored in the Internal Limit and Early Warning Thresholds document approved by the Board of Directors.

In addition, the concentration risk is addressed in the ICAAP report, and risk is measured using methods that indicate the applicability of concentration risk management covered in the “Concentration Risk Management Guide” published by the BRSA in the Official Gazette issue 6827 dated 31 March 2016.

The ICAAP Report also covers Environmental and Social Risks, Climate Risks, Country Risk and Structural Interest Rate Risk, and stress testing is conducted taking into account parameters specific to related risks.

Evaluation of Financial Position

Türk Eximbank's total assets reached TL 346 billion (USD 18.6 billion) as of 31 December 2022.

Assets

Türk Eximbank's assets are composed of credits by 88%, liquid assets by 4%, and financial assets measured at amortized cost by 4% and, derivative financial assets and other assets by 4%.

The Bank's loan portfolio reached TL 305.6 billion, up by 6% in the twelve months to end-December 2021. Of the total credits, 60.5% (TL 184.4 billion) are short-term credits and 39.5% (TL 121.2 billion) are medium- and long-term credits.

Although a substantial portion of the Bank's funds are channeled to the exports industry in the form of credits, the ratio of non-performing loans (NPL) (TL 0.6 billion) to total loans is well below the sector's average and stands at 0.2%.

Through effective risk assessment methods pursued, Türk Eximbank works arduously to timely and fully collect its credits.

Liabilities

Türk Eximbank's total liabilities were worth TL 346 billion. Of these, 7% (TL 23.8 billion) consisted of shareholders' equity, 91% (TL 316.6 billion) of external funds, and 2% (TL 5.6 billion) of provisions and other liabilities.

Out of the Bank's shareholders' equity of TL 23.8 billion, 74% (TL 13.8 billion) pertains to paid-in capital, 16% (TL 3.8 billion) to capital and profit reserves, and 26% (TL 6.2 billion) to net profit for the period.

TL 315.1 billion of foreign resources used for funding the Bank's assets consisted of TL 164.4 billion in credits sourced by the CBRT, TL 102.5 billion in credits provided from domestic and foreign banks and borrowings from money markets, TL 41.7 billion in marketable securities issued, and TL 6.5 billion in subordinated loans.

At the Ordinary General Assembly convened on 14 March 2022, the authorized capital was increased to TL 30 billion. The Bank's paid-in capital is TL 13.8 billion as of 31 December 2022.

Solvency

The ratio of Türk Eximbank's liquid assets including short term loans to short-term liabilities was registered as 95.0% as of 31 December 2022.

Profit & Loss Statement and Profitability

The credit-weighted composition of Türk Eximbank's balance sheet bears effects also on income. The Bank's total interest income is TL 17 billion, of which 87% (TL 15 billion) is interest received from loans.

On the other hand, the Bank's interest expense was TL 11.5 billion since the Bank secures funds by way of borrowing from domestic and international money and capital markets and through

bond issuances. Of this amount, 69% (TL 8 billion) was interest paid on borrowings from domestic and international markets, and 28% (TL 3.2 billion) was interest paid on marketable securities.

The Bank booked a net profit of TL 6.2 billion for the period ended as of 31 December 2022. Therefore, the Bank registered return on assets and return on equity ratios of 1.86% and 43.04%, respectively.

Credit Ratings Assigned to Türk Eximbank by International Rating Agencies

The issuer credit ratings assigned to Türk Eximbank by Moody's and Fitch Ratings as of the end of 2022 are as follows:

Fitch Ratings*	
Foreign Currency IDR **	B-/Negative/B
Local Currency IDR **	B/Negative/B
National Credit Rating **	AAA (tur)/Stable
Government Support Rating	b-

*Recent revision as of 26 July 2022

** Long-term/Outlook (if available)/Short-term

Moody's*	
Foreign Currency Issuer Rating	B3/ Stable /NP
Local Currency Issuer Rating	B3/ Stable /NP
Senior Unsecured Regular Bond/Debenture Rating	B3/Stable
Senior Unsecured MTN Program Rating	(P)B3

*Recent revision as of 16 July 2022

** Long-term/Outlook (if available)/Short-term

Financial Indicators for the 2018-2022 Period

Balance Sheet Accounts (TL thousand)	2022	2021	2020	2019	2018
Loans	304,838,890	287,473,621	178,253,907	142,892,035	129,497,250
Total Assets	346,036,720	322,377,479	204,227,274	162,883,112	139,429,094
Funds Borrowed	259,018,890	250,365,374	160,630,694	127,584,542	108,730,948
Securities Issued (Net)	41,722,141	37,284,304	22,953,260	18,791,531	17,178,988
Subordinated Loans	6,507,220	5,523,837	4,463,576	4,025,854	2,995,130
Money Market Funds	7,910,508	6,517,681	1,375,566	-	139,005
Shareholders' Equity	23,750,636	14,550,314	11,413,457	9,080,224	7,654,051
Paid-in Capital	13,800,000	10,800,000	9,270,000	7,160,000	6,350,000

Profit-Loss Statement Accounts (TL thousand)	2022	2021	2020	2019	2018
Interest Income	17,232,240	7,190,739	5,011,499	4,856,159	3,391,095
Interest Expense	-11,472,507	-4,388,430	-3,788,554	-3,741,609	-2,531,631
Net Interest Income	5,759,733	2,802,309	1,222,945	1,114,550	859,464
Net Fees and Commissions and Other Operating Income	1,066,498	556,923	239,271	183,021	154,632
Trading Income/Losses (Net)	725,709	643,073	844,842	627,029	181,863
Expected Credit Losses	-277,707	-231,578	-369,469	-132,997	-81,696
Other Provision Expenses	-166,545	-151,073	-14,281	-422	-
Personnel Expenses	-582,029	-300,661	-260,866	-225,572	-170,115
Other Operating Expenses	-293,179	-212,476	-151,054	-133,974	-102,346
Net Profit for the Period	6,232,480	3,106,517	1,511,388	1,431,635	841,802

(CONVENIENCE TRANSLATION OF PUBLICLY ANNOUNCED
UNCONSOLIDATED FINANCIAL STATEMENTS AND INDEPENDENT AUDITOR'
S REPORT ORIGINALLY ISSUED IN TURKISH)

**TÜRKİYE İHRACAT KREDİ
BANKASI A.Ş.**

**PUBLICLY ANNOUNCED UNCONSOLIDATED
FINANCIAL STATEMENTS AND RELATED
DISCLOSURES TOGETHER WITH INDEPENDENT
AUDITOR'S REPORT AT 31 DECEMBER 2022**



Güney Bağımsız Denetim ve SMMM A.Ş.
Maslak Mah. Eski Büyükdere Cad.
Orjin Maslak İş Merkezi No: 27
Daire: 57 34485 Sarıyer
İstanbul - Türkiye

Tel: +90 212 315 3000
Fax: +90 212 230 8291
ey.com
Ticaret Sicil No : 479920
Mersis No: 0-4350-3032-6000017

Convenience Translation of the Independent Auditor's Report Originally Issued in Turkish

INDEPENDENT AUDITOR'S REPORT

To the General Assembly of Türkiye İhracat Kredi Bankası A.Ş:

A) Audit of Unconsolidated Financial Statements

1) Opinion

We have audited the accompanying unconsolidated financial statements of Türkiye İhracat Kredi Bankası A.Ş. (the "Bank"), which comprise the unconsolidated statement of financial position as at December 31, 2022, and the unconsolidated statement of profit or loss, unconsolidated statement of profit or loss and other comprehensive income, unconsolidated statement of changes in equity and unconsolidated statement of cash flows for the year then ended and notes to the unconsolidated financial statements and a summary of significant accounting policies and other explanatory information.

In our opinion, the accompanying unconsolidated financial statements present fairly, in all material respects, the unconsolidated financial position of the Bank as at 31 December 2022, and unconsolidated financial performance and unconsolidated cash flows for the year then ended in accordance with the "Banking Regulation and Supervision Agency ("BRSA") Accounting and Financial Reporting Legislation" which includes the "Regulation on Accounting Applications for Banks and Safeguarding of Documents" published in the Official Gazette No. 26333 dated 1 November 2006, and other regulations on accounting records of banks published by Banking Regulation and Supervision Agency and circulars and interpretations published by BRSA and requirements of Turkish Financial Reporting Standards ("TFRS") for the matters not regulated by the aforementioned regulations.

2) Basis of Opinion

Our audit was conducted in accordance with "Regulation on independent audit of the Banks" published in the Official Gazette no.29314 dated 2 April 2015 by BRSA (BRSA Independent Audit Regulation) and Independent Auditing Standards ("ISA") which are the part of Turkish Auditing Standards issued by the Public Oversight Accounting and Auditing Standards Authority ("POA"). Our responsibilities under those standards are further described in the Auditor's Responsibilities for the Audit of the Financial Statements section of our report. We are independent of the Bank in accordance with of Code of Ethics for Independent Auditors (Code of Ethics) published by POA and have fulfilled our other responsibilities in accordance with the code of ethics. We believe that the audit evidence we have obtained is sufficient and appropriate to provide a basis for our opinion.

3) Key Audit Matters

Key audit matters are those matters that, in our professional judgement, were of most significance in our audit of the unconsolidated financial statements of the current period. Key audit matters were addressed in the context of our audit of the unconsolidated financial statements as a whole, and in forming our opinion thereon, and we do not provide a separate opinion on these matters.



**Building a better
working world**

Key Audit Matter	How the Key Audit Matter is addressed in our audit
<p><i>Financial impact of TFRS 9 “Financial Instruments” standard and recognition of impairment on financial assets and related important disclosures</i></p>	
<p>As disclosed in footnote VI and VII of Section 3; the Bank measured expected credit losses for financial assets by TFRS 9 “Financial Instruments Standards” in financial statements. The rationale reasons for selecting TFRS 9 implementation and impairment of financial assets as key audit subject are as follows;</p> <ul style="list-style-type: none"> ▪ Financial assets within balance-sheet and off-balance-sheet subject to TFRS 9 expected credit losses measurement have significant balance in the financial statements ▪ The applications TFRS 9 are complex and comprehensive ▪ The classification of financial instruments based on the Bank’s business models and the characteristics of contractual cash flows in line with TFRS 9 and requirement of important judgments to determine this business model and the characteristics of contractual cash flows ▪ Risks related to the policies established by the management with the compliance and requirements of the legislation and other applications for the calculation of expected credit losses ▪ The complexity and intensity of the control environment in the processes designed or reorganized for TFRS 9 ▪ Estimations and assumptions used in expected credit losses are new, important and complex ▪ Complex and comprehensive disclosure requirements of TFRS 9. 	<p>Our audit procedures in addition to our current audit procedures:</p> <ul style="list-style-type: none"> ▪ Evaluation of the compliance of the accounting policies adopted with regard to TFRS 9, the Bank’s past performance, and local and global practices ▪ Analysis and testing of processes, systems, and controls originated or re-designed in order to calculate expected credit losses by the Information Systems and Process Audit specialists ▪ Evaluation of the key judgments, assumptions, methods used for calculation of expected credit loss determined by the management, and whether the data source is reasonable or not, and their compliance and standard requirements in light of industry and global practices. ▪ Testing criteria used for determining the contractual cash flows including interest payments with regard to solely principal and principal balance of financial assets on a sample basis and evaluation of Bank’s business model ▪ Evaluation of significant increase in credit risk, definition of default, definition of restructuring, probability of default, loss given default, exposure at default and macro-economic variables, and related basic and significant estimates and assumptions determined for calculation process of expected credit loss and whether these assumptions determined by financial risk management are in line with the Bank’s historical performance, legislation, and reasonableness of the estimation process regarding future performance and investigation of credit risk portfolio on a sample basis ▪ Evaluation of the accuracy and completeness of attributes of the data used for the calculation process of expected credit losses ▪ Detailed testing of mathematical verification of expected credit losses’ calculation on a sample basis ▪ Evaluating the necessity and accuracy of the updates made or required updates after the modeling process ▪ Auditing of disclosures related to TFRS 9.

Key audit matter	How the matter was addressed in our audit
<p>Hedge Accounting</p> <p>The Bank applies fair value hedge transactions to manage fixed interest rate risk due to securities issued at fixed rate with interest rate swap transactions.</p> <p>The Bank applies cash flow hedge transactions to manage foreign currency risk due to securities issued at fixed rate and loans and advances at floating rate with cross-currency swap transactions.</p> <ul style="list-style-type: none"> The criteria for the application of the hedge accounting include defining, documenting and regularly testing the effectiveness of the hedge accounting transactions. Due to the fact that hedge accounting has complex structure and requires technical calculations, we considered this to be one of the key audit matters. 	<p>The audit procedures for testing hedge accounting included below;</p> <ul style="list-style-type: none"> To examine the documentation and appropriateness of hedging relationships of cash flow hedge and fair value hedge transactions. To take into account the objective of the hedge accounting and its compliance with TFRS requirements. To test the management’s assessment of effectiveness, measuring ineffectiveness and appropriateness of accounting records. To understand and test the hedge accounting controls, hedging relationship, the effectiveness controls at inception and at subsequent periods. To evaluate the adequacy of the unconsolidated financial statement disclosures related to hedge accounting.

4) Responsibilities of Management and Directors for the Unconsolidated Financial Statements

Bank management is responsible for the preparation and fair presentation of the unconsolidated financial statements in accordance with the BRSA Accounting and Reporting Legislation and for such internal control as management determines is necessary to enable the preparation of the financial statement that is free from material misstatement, whether due to fraud or error.

In preparing the unconsolidated financial statements, management is responsible for assessing the Bank’s ability to continue as a going concern, disclosing, as applicable, matters related to going concern and using the going concern basis of accounting unless management either intends to liquidate the Bank or to cease operations, or has no realistic alternative but to do so.

Those charged with governance are responsible for overseeing the Bank’s financial reporting process.

5) *Auditor's Responsibilities for the Audit of the Unconsolidated Financial Statements*

In an independent audit, the responsibilities of us as independent auditors are:

Our objectives are to obtain reasonable assurance about whether the financial statements as a whole are free from material misstatement, whether due to fraud or error, and to issue an auditor's report that includes our opinion. Reasonable assurance is a high level of assurance, but is not a guarantee that an audit conducted in accordance with BRSA Independent Audit Regulation and ISAs will always detect a material misstatement when it exists. Misstatements can arise from fraud or error and are considered material if, individually or in the aggregate, they could reasonably be expected to influence the economic decisions of users taken on the basis of these unconsolidated financial statements.

As part of an audit in accordance with BRSA Independent Audit Regulation and ISAs, we exercise professional judgement and maintain professional scepticism throughout the audit. We also:

- Identify and assess the risks of material misstatement of the unconsolidated financial statements, whether due to fraud or error, design and perform audit procedures responsive to those risks, and obtain audit evidence that is sufficient and appropriate to provide a basis for our opinion. (The risk of not detecting a material misstatement resulting from fraud is higher than for one resulting from error, as fraud may involve collusion, forgery, intentional omissions, misrepresentations, or the override of internal control.)
- Obtain an understanding of internal control relevant to the audit in order to design audit procedures that are appropriate in the circumstances, but not for the purpose of expressing an opinion on the effectiveness of the Bank's internal control.
- Evaluate the appropriateness of accounting policies used and the reasonableness of accounting estimates and related disclosures made by management.
- Conclude on the appropriateness of management's use of the going concern basis of accounting and, based on the audit evidence obtained, whether a material uncertainty exists related to events or conditions that may cast significant doubt on the Bank's ability to continue as a going concern. If we conclude that a material uncertainty exists, we are required to draw attention in our auditor's report to the related disclosures in the unconsolidated financial statements or, if such disclosures are inadequate, to modify our opinion. Our conclusions are based on the audit evidence obtained up to the date of our auditor's report. However, future events or conditions may cause the Bank to cease to continue as a going concern.
- Evaluate the overall presentation, structure and content of the unconsolidated financial statements, including the disclosures, and whether the financial statements represent the underlying transactions and events in a manner that achieves fair presentation.

We communicate with those charged with governance regarding, among other matters, the planned scope and timing of the audit and significant audit findings, including any significant deficiencies in internal control that we identify during our audit.

We also provide those charged with the government with a statement that we have complied with relevant ethical requirements regarding independence, and to communicate with them all relationships and other matters that may reasonably be thought to bear on our independence, and where applicable, related safeguards.

From the matters communicated with those charged with governance, we determine those matters that were of most significance in the audit of the unconsolidated financial statements of the current period and are therefore the key audit matters. We describe these matters in our auditor's report unless law or regulation precludes public disclosure about the matter or when, in extremely rare circumstances, we determine that a matter should not be communicated in our report because the adverse consequences of doing so would reasonably be expected to outweigh the public interest benefits of such communication.

B) Report on Other Legal and Regulatory Requirements

- 1) In accordance with Article 402 paragraph 4 of the Turkish Commercial Code ("TCC") no 6102; no significant matter has come to our attention that causes us to believe that the Bank's bookkeeping activities and financial statements for the period January 1 – December 31, 2022 are not in compliance with the TCC laws and provisions of the Bank's articles of association in relation to financial reporting.
- 2) In accordance with Article 402 paragraph 4 of the TCC; the Board of Directors submitted to us the necessary explanations and provided required documents within the context of audit.

The engagement partner who supervised and concluded this independent auditor's report is Fatma Ebru Yücel.

Güney Bağımsız Denetim ve Serbest Muhasebeci Mali Müşavirlik Anonim Şirketi
A member firm of Ernst & Young Global Limited



Fatma Ebru Yücel, SMMM
Partner

24 February 2023
İstanbul, Türkiye



CONVENIENCE TRANSLATION OF PUBLICLY ANNOUNCED UNCONSOLIDATED FINANCIAL STATEMENTS ORIGINALLY ISSUED IN TURKISH,

**THE UNCONSOLIDATED FINANCIAL REPORT OF
TÜRKİYE İHRACAT KREDİ BANKASI A.Ş. (“TÜRK EXIMBANK”)
AS OF 31 DECEMBER 2022**

Address of the Bank's Management Center: Saray Mah. Ahmet Tevfik İleri Cad. No: 19
34768 Ümraniye / İSTANBUL

The Bank's Telephone: (216) 666 55 00

The Bank's Fax: (216) 666 55 99

The Bank's website: www.eximbank.gov.tr

E-Mail Address for Contact: info@eximbank.gov.tr

The unconsolidated financial report includes the following sections in accordance with the “Communiqué on the Financial Statements and Related Explanation and Notes that will be Publicly Announced” as sanctioned by the Banking Regulation and Supervision Agency.

- GENERAL INFORMATION
- UNCONSOLIDATED FINANCIAL STATEMENTS
- ACCOUNTING POLICIES
- INFORMATION RELATED TO THE FINANCIAL POSITION AND RISK MANAGEMENT OF THE BANK
- INFORMATION AND DISCLOSURES RELATED TO UNCONSOLIDATED FINANCIAL STATEMENTS
- OTHER EXPLANATIONS
- INDEPENDENT AUDITOR'S REPORT

The accompanying unconsolidated financial statements and notes to these financial statements which are expressed, unless otherwise stated, in thousands of Turkish lira, have been prepared and presented based on the accounting books of the Bank in accordance with the Regulation on Accounting Applications for Banks and Safeguarding of Documents, Turkish Accounting Standards and Turkish Financial Reporting Standards; the related appendices and interpretations of these financial statements have been independently audited.

Murat ZAMAN
Chairman of Board of
Directors

Ali GÜNEY
General Manager

Taner YAVUZ
Deputy General Manager
Responsible for Financial
Reporting

Tolga ZENGİNGÖNÜL
Financial Affairs Director

Nail Olpak
Member of the Board of
Directors / Member of the
Audit Committee

Mustafa GÜLTEPE
Member of the Board of
Directors / Member of the
Audit Committee

Contact information of the personnel in charge for addressing questions about this financial report:

Name-Surname/Title: Tolga ZENGİNGÖNÜL/ Financial Affairs Director

Tel : (0216) 666 55 89

Fax No : (0216) 666 55 99

SECTION ONE**GENERAL INFORMATION**

I.	Bank's date of foundation, initial status, history regarding the changes in this status.....	1
II.	Explanation about the Bank's capital structure and shareholders who are in charge of the management and/or auditing of the Bank directly or indirectly, changes in these matters throughout the year (if any) and the group that the Bank	1
III.	Explanation on the board of directors, members of the audit committee, president and executive vice presidents and their shareholding at the Bank, if applicable	1
IV.	Information on the shareholders owning control shares	2
V.	Brief information on the Bank's service type and fields of operation.....	2
VI.	Short explanation about those entities subject to full consolidation or proportionate consolidation with the differences regarding the consolidation transactions performed in accordance with the Communiqué on Preparation of Consolidated Financial Statements of Banks and Turkish Accounting Standards, those deducted from the equities or not included in these three methods	2
VII.	Existing or potential, actual or legal barriers for the immediate transfer of equities among the subsidiaries of the Bank or the repayment of debts	2

SECTION TWO**UNCONSOLIDATED FINANCIAL STATEMENTS**

I.	Balance sheet.....	3
II.	Statement of off-balance sheet items	5
III.	Statement of profit or loss.....	6
IV.	Statement of profit or loss and other comprehensive income	7
V.	Statement of changes in equity	8
VI.	Statement of cash flows	10
VII.	Statement of profit distribution	11

SECTION THREE**ACCOUNTING POLICIES**

I.	Basis of presentation.....	12
II.	Strategy for use of financial instruments and foreign currency transactions.....	12
III.	Explanations on forward transactions, options and other derivative instruments	13
IV.	Explanations on interest income and expenses.....	14
V.	Explanations on fee and commission income and expenses	14
VI.	Explanations on financial assets	14
VII.	Explanations on impairment of financial assets	16
VIII.	Explanations on offsetting financial instruments	18
IX.	Explanations on sale and repurchase agreements and securities lending transactions	18
X.	Explanations on assets held for sale and discontinued explanations on liabilities related with these assets	18
XI.	Explanations on goodwill and other intangible assets	19
XII.	Explanations on tangible assets	19
XIII.	Affiliates and subsidiaries.....	20
XIV.	Explanations on investment property	20
XV.	Explanations on leases.....	20
XVI.	Explanations on provisions and contingent liabilities	22
XVII.	Explanations on obligations related to employee rights	22
XVIII.	Explanations on taxation.....	22
XIX.	Additional explanations on borrowings	23
XX.	Explanations on issuance of share certificates	23
XXI.	Explanations on avalized drafts and acceptances	23
XXII.	Explanations on government grants	23
XXIII.	Explanations on segment reporting.....	23
XXIV.	Explanations on other issues.....	23

SECTION FOUR**INFORMATION RELATED TO FINANCIAL POSITION AND RISK MANAGEMENT OF THE BANK**

I.	Information about shareholders' equity items	24
II.	Explanations on credit risk	34
III.	Explanations on currency risk.....	42
IV.	Explanations on interest rate risk	48
V.	Explanations on position risk of equity securities	52
VI.	Explanations on liquidity risk and liquidity coverage ratio	53
VII.	Explanations on leverage ratio	61
VIII.	Presentation of financial assets and liabilities at their fair values	62
IX.	Explanations on activities carried out on behalf and account of other parties.....	63
X.	Information on risk management	63
XI.	Explanations on securitization	79
XII.	Explanations on operating segments.....	80

SECTION FIVE**INFORMATION AND DISCLOSURES RELATED TO UNCONSOLIDATED FINANCIAL STATEMENTS**

I.	Explanations and notes related to assets.....	82
II.	Explanations and notes on liabilities.....	95
III.	Explanations and notes related to off-balance sheet accounts	104
IV.	Explanations on notes related to statement of profit or loss	107
V.	Explanations and notes related to changes in shareholders' equity	111
VI.	Explanations and notes related to statement of cash flows	112
VII.	Explanations and notes related to Bank's risk group.....	113
VIII.	Explanations and notes related to events after balance sheet.....	113

SECTION SIX**OTHER EXPLANATIONS**

I.	Summary information about the Bank's credit ratings from international credit rating agencies.....	114
----	--	-----

SECTION SEVEN**INDEPENDENT AUDIT REPORT**

I.	Explanations on the independent auditors' report	114
II.	Explanations and notes prepared by independent auditors	114

TÜRKİYE İHRACAT KREDİ BANKASI A.Ş.
NOTES TO THE UNCONSOLIDATED FINANCIAL STATEMENTS
AS AT 31 DECEMBER 2022

(Amounts expressed in thousands of Turkish Lira (TL) unless otherwise stated.)

SECTION ONE

GENERAL INFORMATION

I. Bank's date of foundation, initial status, history regarding the changes in this status

Türkiye İhracat Kredi Bankası A.Ş. ("the Bank" or "Eximbank") was established as Turkey's "Official Export Credit Agency" on 25 March 1987 with Act number 3332 as a development and investment bank and accordingly, the Bank does not accept deposits.

II. Explanation about the Bank's capital structure and shareholders who are in charge of the management and/or auditing of the Bank directly or indirectly, changes in these matters throughout the year (if any) and the group of the Bank

The Bank has implemented the registered capital system and the upper limit of registered capital of the Bank is TL 30.000.000. The total share capital of the Bank is TL 13.800.000 in the current period. The Bank's paid-in-capital committed by the Republic of Turkey Ministry of Treasury and Finance consists of 10.800.000 shares of TL 1 (full TL) nominal each.

III. Explanation on the board of directors, members of the audit committee, general manager and assistant general managers and their shareholding at the Bank, if applicable

	Name:	Academic Background:
Chairman of the Board of Directors:	Murat ZAMAN	Graduate
Dep. Chairman of the Board of Directors:	Rıza Tuna TURAGAY	Graduate
Members of the Board of Directors:	Ali GÜNEY	Undergraduate
	Mehmet Esat MERT ⁽¹⁾	Graduate
	Fahriye Alev ARKAN	Undergraduate
	Nail OLPAK	Graduate
	Mustafa GÜLTEPE ⁽²⁾	Graduate
Audit Committee:	Nail OLPAK	Graduate
	Mustafa GÜLTEPE ⁽²⁾	Graduate
General Manager:	Ali GÜNEY	Undergraduate
Assistant General Managers:	Hakan UZUN	Graduate
	Necdet KARADENİZ	Graduate
	Mustafa Çağrı ALTINDAĞ	Undergraduate
	Erdem OKUR	Graduate
	Taner YAVUZ	Undergraduate

(1) As of March 28, 2022, Duygu Güven resigned from her position and Mehmet Esat MERT was appointed as a Member of the Board of Directors.

(2) As of October 17, 2022, İsmail GÜLLE resigned from his position and Mustafa GÜLTEPE was appointed as a Member of the Board of Directors and Audit Committee.

TÜRKİYE İHRACAT KREDİ BANKASI A.Ş.
NOTES TO THE UNCONSOLIDATED FINANCIAL STATEMENTS
AS AT 31 DECEMBER 2022

(Amounts expressed in thousands of Turkish Lira (TL) unless otherwise stated.)

SECTION ONE (Continued)

GENERAL INFORMATION (Continued)

III. Explanation on the board of directors, members of the audit committee, general manager and deputy general managers and their shareholding at the Bank, if applicable (Continued)

Ali GÜNEY is the General Manager, Necdet KARADENİZ is the Deputy General Manager in Charge of Credit Allocation, M. Çağrı ALTINDAĞ is the Deputy General Manager in charge of Marketing, Taner YAVUZ is the General Manager in charge of Strategy and Finance, Hakan UZUN is the Deputy General Manager responsible from Treasury/Financing/International Loans and Erdem OKUR is the Deputy General Manager responsible from Information Technologies and Operations.

The Bank's chairman and members of the board of directors, the members of the audit committee, general manager and deputy general managers do not own shares of the Bank.

IV. Information on the shareholders or entities owning control shares

Name Surname/Commercial title	Share amount	Share percentage	Paid-in capital	Unpaid portion
Ministry of Treasury and Finance	13.800.000	100%	13.800.000	-

V. Brief information on the Bank's service type and fields of operation

The Bank has been founded to support the development of export, venture investments, foreign trade through diversification of the exported goods and services, by increasing the share of exporters and entrepreneurs in international trade, to encourage foreign investments and production and sales of foreign currency earning commodities and to create new markets for the exported commodities, to provide exporters and overseas contractors with support to increase their competitiveness.

As a means of aiding export development services, the Bank performs loan, guarantee and insurance services in order to financially support export and foreign currency earning services. While performing the above mentioned operations, in addition to its own equity, the Bank provides short, medium or long term, domestic and foreign currency lending through borrowings from domestic and foreign money and capital markets.

On the other hand, the Bank also performs fund management (treasury) operations related with its core banking operations. These operations are Turkish Lira and foreign currency capital market operations, Turkish Lira and foreign currency money market operations, foreign currency market operations and derivative transactions, all of which are approved by the Board of Directors. As a result of Decision No. 4106 dated 11 March 2011 of the Banking Regulation and Supervisory Board published in Official Gazette No. 27876, dated 16 March 2011, permission was granted to the Bank to allow it to be engaged in the purchase and sale of foreign exchange-based options. The losses due to the political risks arising on loan, guarantee and insurance operations of the Bank, are transferred to the Republic of Turkey Ministry of Treasury and Finance according to article 4/c of Act number 3332 that was appended by Act number 3659 and according to Act regarding the Public Financing and Debt Management, No 4749, dated 28 March 2002. In addition, Banking Regulation and Supervision Agency authorized the Bank to operate in "Purchase and sale of precious metals and stones" and "purchase and sale of the transaction based on the precious metals" on 8 April 2014 and published in the Official Gazette No. 28966 within the scope of paragraphs (h) and (i) paragraph of article number 4 of the Banking Law No. 5411.

VI. Short explanation about those entities subject to full consolidation or proportionate consolidation with the differences regarding the consolidation transactions performed in accordance with the Communiqué on Preparation of Consolidated Financial Statements of Banks and Turkish Accounting Standards, those deducted from the equities or not included in these three methods

Export Development Inc., a subsidiary of the Bank. Since it is not a financial institution, it is not consolidated within the scope of the "Communiqué on the Preparation of Consolidated Financial Statements of Banks".

VII. Existing or potential, actual or legal barriers for the immediate transfer of equities among the subsidiaries of the Bank or the repayment of debts

The Bank does not have any subsidiaries.

TÜRKİYE İHRACAT KREDİ BANKASI A.Ş.
BALANCE SHEET (STATEMENT OF FINANCIAL POSITION)
AS AT 31 DECEMBER 2022

(Amounts expressed in thousands of Turkish Lira (TL) unless otherwise stated.)

ASSETS	Notes	Audited Current Period (31 December 2022)			Audited Prior Period (31 December 2021)		
		TL	FC	Total	TL	FC	Total
I. FINANCIAL ASSETS (Net)		3.280.164	15.265.533	18.545.697	5.678.743	16.910.898	22.589.641
1.1 Cash and Cash Equivalents		3.038.954	11.494.754	14.533.708	5.553.833	13.926.977	19.480.810
1.1.1. Cash and Balances with Central Bank	(1)	17.617	6.530.875	6.548.492	1.057	11.299.208	11.300.265
1.1.2. Banks	(4)	1.061.289	4.963.879	6.025.168	3.223.642	2.627.769	5.851.411
1.1.3. Money Market Placements		1.960.381	-	1.960.381	2.329.447	-	2.329.447
1.1.4. Expected Credit Losses (-)		333	-	333	313	-	313
1.2 Financial Assets at Fair Value through Profit/Loss	(2)	-	253.714	253.714	-	178.275	178.275
1.2.1. Government Securities		-	176.484	176.484	-	123.843	123.843
1.2.2. Equity Securities		-	-	-	-	-	-
1.2.3. Other Financial Assets		-	77.230	77.230	-	54.432	54.432
1.3 Financial Assets Measured at Fair Value through Other Comprehensive Income	(6)	241.210	2.084.176	2.325.386	124.910	1.266.557	1.391.467
1.3.1. Government Securities		21.620	2.084.176	2.105.796	7.380	1.266.557	1.273.937
1.3.2. Equity Securities		219.590	-	219.590	117.530	-	117.530
1.3.3. Other Financial Assets		-	-	-	-	-	-
1.4 Derivative Financial Assets	(3)	-	1.432.889	1.432.889	-	1.539.089	1.539.089
1.4.1. Derivative Financial Assets Measured at Fair Value Through Profit or Loss		-	940.100	940.100	-	1.442.689	1.442.689
1.4.2. Derivative Financial Assets Measured at Fair Value Through Other Comprehensive Income		-	492.789	492.789	-	96.400	96.400
II. FINANCIAL ASSETS MEASURED AT AMORTISED COST (Net)		110.560.270	206.389.288	316.949.558	17.695.312	279.735.754	297.431.066
2.1 Loans	(7)	107.064.028	198.547.978	305.612.006	15.355.184	272.769.872	288.125.056
2.2 Lease Receivables	(12)	-	-	-	-	-	-
2.3 Factoring Receivables		-	-	-	-	-	-
2.4 Financial Assets Measured at Amortised Cost	(8)	4.269.358	7.841.310	12.110.668	2.991.563	6.965.882	9.957.445
2.4.1. Government Securities		4.269.358	7.841.310	12.110.668	2.991.563	6.965.882	9.957.445
2.4.2. Other Financial Assets		-	-	-	-	-	-
2.5 Expected Credit Losses (-)		773.116	-	773.116	651.435	-	651.435
III. ASSETS HELD FOR SALE AND ASSETS OF DISCONTINUED OPERATIONS (Net)	(14)	-	-	-	-	-	-
3.1. Asset Held for Resale		-	-	-	-	-	-
3.2. Assets of Discontinued Operations		-	-	-	-	-	-
IV. OWNERSHIP INVESTMENTS (Net)		169.198	-	169.198	73.000	-	73.000
4.1 Associates (Net)	(9)	169.198	-	169.198	73.000	-	73.000
4.1.1. Associates Consolidated Under Equity Accounting		-	-	-	-	-	-
4.1.2. Unconsolidated Associates		169.198	-	169.198	73.000	-	73.000
4.2 Subsidiaries (Net)	(10)	-	-	-	-	-	-
4.2.1. Unconsolidated Financial Investments in Subsidiaries		-	-	-	-	-	-
4.2.2. Unconsolidated Non-Financial Investments in Subsidiaries		-	-	-	-	-	-
4.3 Joint Ventures (Net)	(11)	-	-	-	-	-	-
4.3.1. Joint-Ventures Consolidated Under Equity Accounting		-	-	-	-	-	-
4.3.2. Unconsolidated Joint-Ventures		-	-	-	-	-	-
V. TANGIBLE ASSETS (Net)	(13)	32.751	-	32.751	9.714	-	9.714
VI. INTANGIBLE ASSETS (Net)	(14)	51.087	-	51.087	12.754	-	12.754
6.1. Goodwill		-	-	-	-	-	-
6.2. Others		51.087	-	51.087	12.754	-	12.754
VII. INVESTMENT PROPERTY (Net)	(15)	1.906	-	1,906	2,008	-	2,008
VIII. CURRENT TAX ASSET		-	-	-	-	-	-
IX. DEFERRED TAX ASSET		-	-	-	-	-	-
X. OTHER ASSETS		8.714.458	1.572.065	10.286.523	1.152.594	1.106.703	2.259.297
TOTAL ASSETS		122.809.834	223.226.886	346.036.720	24.624.125	297.753.355	322.377.480

The accompanying notes are an integral part of these unconsolidated financial statements.

TÜRKİYE İHRACAT KREDİ BANKASI A.Ş.
BALANCE SHEET (STATEMENT OF FINANCIAL POSITION)
AS AT 31 DECEMBER 2022

(Amounts expressed in thousands of Turkish Lira (TL) unless otherwise stated.)

LIABILITIES	Notes	Audited Current Period (31 December 2022)			Audited Prior Period (31 December 2021)		
		TL	FC	Total	TL	FC	Total
I. DEPOSITS	(1)	-	-	-	-	-	-
II. FUNDS BORROWED	(3)	94.668.734	164.350.156	259.018.890	3.585.529	246.779.845	250.365.374
III. MONEY MARKET FUNDS		483.850	7.426.658	7.910.508	-	6.517.681	6.517.681
IV. SECURITIES ISSUED (Net)		-	41.722.141	41.722.141	-	37.284.304	37.284.304
4.1 Bills		-	-	-	-	-	-
4.2 Asset Backed Securities		-	-	-	-	-	-
4.3 Bonds		-	41.722.141	41.722.141	-	37.284.304	37.284.304
V. FUNDS		464.046	480.868	944.914	17.918	228.878	246.796
5.1 Borrower Funds		464.033	480.868	944.901	17.905	228.878	246.783
5.2 Other		13	-	13	13	-	13
VI. FINANCIAL LIABILITIES MEASURED AT FAIR VALUE THROUGH PROFIT/LOSS		-	-	-	-	-	-
VII. DERIVATIVE FINANCIAL LIABILITIES	(2)	-	483.047	483.047	-	116.977	116.977
7.1 Derivative Financial Liabilities Measured at Fair Value through Profit/Loss		-	454.290	454.290	-	19.580	19.580
7.2 Derivative Financial Liabilities Measured at Fair Value through Other Comprehensive Income		-	28.757	28.757	-	97.397	97.397
VIII. FACTORING PAYABLES		-	-	-	-	-	-
IX. LEASE PAYABLES	(5)	8.871	3.125	11.996	3.713	2.210	5.923
X. PROVISIONS	(6)	1.115.588	-	1.115.588	743.337	-	743.337
10.1 Restructuring Provisions		-	-	-	-	-	-
10.2 Reserve for Employee Rights		271.016	-	271.016	139.929	-	139.929
10.3 Insurance Technical Provisions (Net)		-	-	-	-	-	-
10.4 Other Provisions		844.572	-	844.572	603.408	-	603.408
XI. CURRENT TAX LIABILITY	(7.1)	36.106	-	36.106	12.995	-	12.995
XII. DEFERRED TAX LIABILITY	(7.2)	-	-	-	-	-	-
LIABILITIES FOR PROPERTY AND EQUIPMENT HELD FOR SALE AND RELATED TO DISCONTINUED OPERATIONS (Net)		-	-	-	-	-	-
13.1 Asset Held for Sale		-	-	-	-	-	-
13.2 Related to discontinued operations		-	-	-	-	-	-
XIV. SUBORDINATED LOANS	(9)	3.000.127	3.507.093	6.507.220	2.999.127	2.524.710	5.523.837
14.1 Borrowings		-	3.507.093	3.507.093	-	2.524.710	2.524.710
14.2 Other Debt Instruments		3.000.127	-	3.000.127	2.999.127	-	2.999.127
XV. OTHER LIABILITIES	(4)	364.170	4.171.504	4.535.674	3.045.112	3.964.833	7.009.945
XVI. SHAREHOLDERS' EQUITY	(8)	23.873.436	(122.800)	23.750.636	14.575.534	(25.223)	14.550.311
16.1 Paid-in Capital		13.800.000	-	13.800.000	10.800.000	-	10.800.000
16.2 Capital Reserves		-	-	-	-	-	-
16.2.1 Share Premium		-	-	-	-	-	-
16.2.2 Share Cancellation Profits		-	-	-	-	-	-
16.2.3 Other Capital Reserves		-	-	-	-	-	-
16.3 Other Comprehensive Income/Expense Items not to be Reclassified to Profit or Loss		(47.769)	-	(47.769)	(10.249)	-	(10.249)
16.4 Other Comprehensive Income/Expense Items to be Reclassified to Profit or Loss		208.460	(122.800)	85.660	105.518	(25.223)	80.295
16.5 Profit Reserves		3.680.265	-	3.680.265	573.748	-	573.748
16.5.1 Legal Reserves		725.094	-	725.094	569.768	-	569.768
16.5.2 Status Reserves		-	-	-	-	-	-
16.5.3 Extraordinary Reserves		2.955.171	-	2.955.171	3.980	-	3.980
16.5.4 Other Profit Reserves		-	-	-	-	-	-
16.6 Profit/Loss		6.232.480	-	6.232.480	3.106.517	-	3.106.517
16.6.1 Prior Periods' Profit/Loss		-	-	-	-	-	-
16.6.2 Current Period's Net Profit/Los		6.232.480	-	6.232.480	3.106.517	-	3.106.517
TOTAL LIABILITIES		124.014.928	222.021.792	346.036.720	24.983.265	297.394.215	322.377.480

The accompanying notes are an integral part of these unconsolidated financial statements.

TÜRKİYE İHRACAT KREDİ BANKASI A.Ş.
STATEMENT OF OFF-BALANCE SHEET ITEMS
AS AT 31 DECEMBER 2022

(Amounts expressed in thousands of Turkish Lira (TL) unless otherwise stated.)

	Notes	Audited Current Period (31 December 2022)			Audited Prior Period (31 December 2021)		
		TL	FC	TOTAL	TL	FC	TOTAL
A. OFF-BALANCE SHEET COMMITMENTS AND CONTINGENCIES (I+II+III)		17.273.932	290.155.101	307.429.033	7.758.289	218.440.007	226.198.296
I. GUARANTEES AND SURETIES	(1.2)	818.168	33.953.117	34.771.285	479.825	25.587.183	26.067.008
1.1 Letters of guarantee		-	361.339	361.339	-	114.634	114.634
1.1.1 Guarantees Subject to State Tender Law		-	-	-	-	-	-
1.1.2 Guarantees Given for Foreign Trade Operations		-	-	-	-	-	-
1.1.3 Other Letters of Guarantee		-	361.339	361.339	-	114.634	114.634
1.2 Bank Acceptances		-	-	-	-	-	-
1.2.1 Import Letter of Acceptance		-	-	-	-	-	-
1.2.2 Other Bank Acceptances		-	-	-	-	-	-
1.3 Letters of Credit		-	-	-	-	-	-
1.3.1 Documentary Letters of Credit		-	-	-	-	-	-
1.3.2 Other Letters of Credit		-	-	-	-	-	-
1.4 Prefinancing Given as Guarantee		-	-	-	-	-	-
1.5 Endorsements		-	-	-	-	-	-
1.5.1 Endorsements to the Central Bank of the Republic of Turkey		-	-	-	-	-	-
1.5.2 Other Endorsements		-	-	-	-	-	-
1.6 Securities Issue Purchase Guarantees		-	-	-	-	-	-
1.7 Factoring Guarantees		-	-	-	-	-	-
1.8 Other Guarantees		818.168	33.591.778	34.409.946	479.825	25.472.549	25.952.374
1.9 Other sureties		-	-	-	-	-	-
II. COMMITMENTS		16.455.764	172.915.685	189.371.449	7.278.464	120.466.421	127.744.885
2.1 Irrevocable Commitments		-	-	-	6.741	6.593	13.334
2.1.1 Asset Purchase and Sale Commitments		-	-	-	6.741	6.593	13.334
2.1.2 Deposit Purchase and Sales Commitments		-	-	-	-	-	-
2.1.3 Share Capital Commitments to Associates and Subsidiaries		-	-	-	-	-	-
2.1.4 Loan Granting Commitments		-	-	-	-	-	-
2.1.5 Securities Issue Brokerage Commitments		-	-	-	-	-	-
2.1.6 Commitments for Reserve Deposit Requirements		-	-	-	-	-	-
2.1.7 Commitments for Cheques		-	-	-	-	-	-
2.1.8 Tax and Fund Liabilities from Export Commitments		-	-	-	-	-	-
2.1.9 Commitments for Credit Card Limits		-	-	-	-	-	-
2.1.10 Commitments for Credit Cards and Banking Services Promotions		-	-	-	-	-	-
2.1.11 Receivables from Short Sale Commitments of Marketable Securities		-	-	-	-	-	-
2.1.12 Payables for Short Sale Commitments of Marketable Securities		-	-	-	-	-	-
2.1.13 Other Irrevocable Commitments		-	-	-	-	-	-
2.2 Revocable Commitments		16.455.764	172.915.685	189.371.449	7.271.723	120.459.828	127.731.551
2.2.1 Revocable Loan Granting Commitments		16.455.764	172.915.685	189.371.449	7.271.723	120.459.828	127.731.551
2.2.2 Other Revocable Commitments		-	-	-	-	-	-
III. DERIVATIVE FINANCIAL INSTRUMENTS		-	83.286.299	83.286.299	-	72.386.403	72.386.403
3.1 Hedging Derivative Financial Instruments		-	70.318.846	70.318.846	-	67.190.623	67.190.623
3.1.1 Transactions for Fair Value Hedge		-	54.761.137	54.761.137	-	44.286.238	44.286.238
3.1.2 Transactions for Cash Flow Hedge		-	15.557.709	15.557.709	-	22.904.385	22.904.385
3.1.3 Transactions for Foreign Net Investment Hedge		-	-	-	-	-	-
3.2 Trading Transactions		-	12.967.453	12.967.453	-	5.195.780	5.195.780
3.2.1 Forward Foreign Currency Buy/Sell Transactions		-	-	-	-	-	-
3.2.1.1 Forward Foreign Currency Transactions-Buy		-	-	-	-	-	-
3.2.2.2 Forward Foreign Currency Transactions-Sell		-	-	-	-	-	-
3.2.2 Swap Transactions Related to Foreign Currency and Interest Rates		-	12.967.453	12.967.453	-	5.195.780	5.195.780
3.2.2.1 Foreign Currency Swap-Buy		-	6.485.435	6.485.435	-	2.619.142	2.619.142
3.2.2.2 Foreign Currency Swap-Sell		-	6.482.018	6.482.018	-	2.576.638	2.576.638
3.2.2.3 Interest Rate Swap-Buy		-	-	-	-	-	-
3.2.2.4 Interest Rate Swap-Sell		-	-	-	-	-	-
3.2.3 Foreign Currency, Interest rate and Securities Options		-	-	-	-	-	-
3.2.3.1 Foreign Currency Options-Buy		-	-	-	-	-	-
3.2.3.2 Foreign Currency Options-Sell		-	-	-	-	-	-
3.2.3.3 Interest Rate Options-Buy		-	-	-	-	-	-
3.2.3.4 Interest Rate Options-Sell		-	-	-	-	-	-
3.2.3.5 Securities Options-Buy		-	-	-	-	-	-
3.2.3.6 Securities Options-Sell		-	-	-	-	-	-
3.2.4 Foreign Currency Futures		-	-	-	-	-	-
3.2.4.1 Foreign Currency Futures-Buy		-	-	-	-	-	-
3.2.4.2 Foreign Currency Futures-Sell		-	-	-	-	-	-
3.2.5 Interest Rate Futures		-	-	-	-	-	-
3.2.5.1 Interest Rate Futures-Buy		-	-	-	-	-	-
3.2.5.2 Interest Rate Futures-Sell		-	-	-	-	-	-
3.2.6 Other		-	-	-	-	-	-
B. CUSTODY AND PLEDGES RECEIVED (IV+V+VI)		232.565.603	600.614.170	833.179.773	16.063.604	495.481.365	511.544.969
IV. ITEMS HELD IN CUSTODY		-	-	-	-	-	-
4.1 Customer Fund and Portfolio Balances		-	-	-	-	-	-
4.2 Investment Securities Held in Custody		-	-	-	-	-	-
4.3 Cheques Received for Collection		-	-	-	-	-	-
4.4 Commercial Notes Received for Collection		-	-	-	-	-	-
4.5 Other Assets Received for Collection		-	-	-	-	-	-
4.6 Assets Received for Public Offering		-	-	-	-	-	-
4.7 Other Items Under Custody		-	-	-	-	-	-
4.8 Custodians		-	-	-	-	-	-
V. PLEDGES RECEIVED		253.448	3.658.343	3.911.791	349.952	3.326.358	3.676.310
5.1 Marketable Securities		-	-	-	-	88.616	88.616
5.2 Guarantee Notes		-	-	-	-	-	-
5.3 Commodity		-	-	-	-	-	-
5.4 Warranty		-	-	-	-	-	-
5.5 Real Estates		246.620	3.414.965	3.661.585	330.662	3.002.827	3.333.489
5.6 Other Pledged Items		6.828	243.378	250.206	19.290	234.915	254.205
5.7 Pledged Items-Depository		-	-	-	-	-	-
VI. CONFIRMED BILLS OF EXCHANGE AND SURETIES		232.312.155	596.955.827	829.267.982	15.713.652	492.155.007	507.868.659
TOTAL OFF-BALANCE SHEET COMMITMENTS (A+B)		249.839.535	890.769.271	1.140.608.806	23.821.893	713.921.372	737.743.265

The accompanying notes are an integral part of these unconsolidated financial statements.

TÜRKİYE İHRACAT KREDİ BANKASI A.Ş.
STATEMENT OF PROFIT OR LOSS
AS AT 31 DECEMBER 2022

(Amounts expressed in thousands of Turkish Lira (TL) unless otherwise stated.)

PROFIT AND LOSS STATEMENT		Dipnot	Audited Current Period (31 December 2022)	Audited Prior Period (31 December 2021)
I.	INTEREST INCOME	(1)	17.232.240	7.190.739
1.1	Interest Income On Loans		14.988.374	6.009.864
1.2	Interest Income On Reserve Deposits		-	-
1.3	Interest Income On Banks		285.068	261.088
1.4	Interest Income On Money Market Transactions		754.447	128.648
1.5	Interest Income On Securities Portfolio		1.191.206	787.734
1.5.1	Financial Assets Measured At Fair Value Through Profit or Loss		12.394	10.701
1.5.2	Financial Assets Measured At Fair Value Reported in Other Comprehensive Income		162.584	83.086
1.5.3	Financial Assets Measured At Amortised Cost		1.016.228	693.947
1.6	Financial Lease Income		-	-
1.7	Other Interest Income		13.145	3.405
II.	INTEREST EXPENSE	(2)	11.472.507	4.388.430
2.1	Interest On Deposits		-	-
2.2	Interest On Funds Borrowed		7.972.580	2.212.652
2.3	Interest On Money Market Transactions		-	115
2.4	Interest On Securities Issued		3.171.327	2.076.959
2.5	Financial Lease Interest Expenses		3.145	1.545
2.6	Other Interest Expenses		325.455	97.159
III.	NET INTEREST INCOME (I - II)		5.759.733	2.802.309
IV.	NET FEES AND COMMISSIONS INCOME/EXPENSES		857.244	430.652
4.1	Fees and Commissions Received		1.679.824	924.520
4.1.1	Non-cash Loans		764	324
4.1.2	Other		1.679.060	924.196
4.2	Fees and Commissions Paid		822.580	493.868
4.2.1	Non-cash Loans		-	-
4.2.2	Other		822.580	493.868
V.	DIVIDEND INCOME		853	200
VI.	NET TRADING INCOME/LOSSES (Net)	(3)	725.709	643.073
6.1	Trading Account Income/Losses		587	4.098
6.2	Income/Losses From Derivative Financial Instruments		3.590.716	2.019.147
6.3	Foreign Exchange Gains/Losses		(2.865.594)	(1.380.172)
VII.	OTHER OPERATING INCOME	(4)	208.401	126.071
VIII.	TOTAL OPERATING PROFIT (III+IV-V+VI+VII+VIII)		7.551.940	4.002.305
IX.	EXPECTED CREDIT LOSSES (-)	(5)	277.707	231.578
X.	OTHER PROVISION EXPENSES (-)	(6)	166.545	151.073
XI.	PERSONNEL EXPENSES (-)		582.029	300.661
XII.	OTHER OPERATING EXPENSES (-)	(6)	293.179	212.476
XIII.	NET OPERATING PROFIT/LOSS (IX-X-XI)		6.232.480	3.106.517
XIV.	INCOME RESULTED FROM MERGERS		-	-
XV.	INCOME/LOSS FROM INVESTMENTS UNDER EQUITY ACCOUNTING		-	-
XVI.	GAIN/LOSS ON NET MONETARY POSITION		-	-
XVII.	OPERATING PROFIT/LOSS BEFORE TAXES (XI+...+XIV)		6.232.480	3.106.517
XVIII.	PROVISION FOR TAXES OF CONTINUED OPERATIONS (±)	(7)	-	-
18.1	Current Tax Charge		-	-
18.2	Deferred Tax Income Effect (+)		-	-
18.3	Deferred Tax Expense Effect (-)		-	-
XIX.	NET OPERATING PROFIT/LOSS AFTER TAXES (XVI±XVII)		6.232.480	3.106.517
XX.	INCOME FROM DISCONTINUED OPERATIONS		-	-
20.1	Income From Assets Held For Sale		-	-
20.2	Income From Sale of Associates, Subsidiaries and Joint-Ventures		-	-
20.3	Others		-	-
XXI.	EXPENSES FROM DISCONTINUED OPERATIONS (-)		-	-
21.1	Expenses On Assets Held for Sale		-	-
21.2	Expenses On Sale of Associates, Subsidiaries and Joint-Ventures		-	-
21.3	Others		-	-
XXII.	PROFIT/LOSS BEFORE TAXES ON DISCONTINUED OPERATIONS (XVIII-XIX)		-	-
XXIII.	PROVISION FOR TAXES OF DISCONTINUED OPERATIONS (±)		-	-
23.1	Current Tax Charge		-	-
23.2	Deferred Tax Income Effect (+)		-	-
23.3	Deferred Tax Expense Effect (-)		-	-
XXIV.	NET PROFIT/LOSS AFTER TAXES ON DISCONTINUED OPERATIONS (XX±XXII)		-	-
XXV.	NET PROFIT / LOSS (XVII+XXII)	(8)	6.232.480	3.106.517
	Earnings per Share		0,46012	0,33048

The accompanying notes are an integral part of these unconsolidated financial statements.

TÜRKİYE İHRACAT KREDİ BANKASI A.Ş.
STATEMENT OF PROFIT OR LOSS AND OTHER COMPREHENSIVE INCOME
AS AT 31 DECEMBER 2022

(Amounts expressed in thousands of Turkish Lira (TL) unless otherwise stated.)

	Notes	Audited Current Period (31 December 2022)	Audited Prior Period (31 December 2021)
I. CURRENT PERIOD PROFIT/LOSS		6.232.480	3.106.517
II. OTHER COMPREHENSIVE INCOME		(32.155)	(69.663)
2.1 Other Income/Expense Items not to be Recycled to Profit or Loss		(37.520)	(662)
2.1.1 Revaluation Surplus on Tangible Assets		-	-
2.1.2 Revaluation Surplus on Intangible Assets		-	-
2.1.3 Defined Benefit Plans' Actuarial Gains/Losses		(38.747)	(662)
2.1.4 Other Income/Expense Items not to be Recycled to Profit or Loss		1.227	-
2.1.5 Taxes on Other Comprehensive Income not to be Recycled to Profit or Loss		-	-
2.2 Other Income/Expense Items to be Recycled to Profit or Loss		5.365	(69.001)
2.2.1 Translation Differences		-	-
2.2.2 Income/Expenses from Valuation and/or Reclassification of Financial Assets Measured at Fair Value through Other Comprehensive Income		14.747	(109.423)
2.2.3 Gains/losses from Cash Flow Hedges		(9.382)	40.422
2.2.4 Gains/Losses on Hedges of Net Investments in Foreign Operations		-	-
2.2.5 Other Income/Expense Items to be Recycled to Profit or Loss		-	-
2.2.6 Taxes on Other Comprehensive Income to be Recycled to Profit or Loss		-	-
III. TOTAL COMPREHENSIVE INCOME (I+II)		6.200.325	3.036.854

The accompanying notes are an integral part of these unconsolidated financial statements.

TÜRKİYE İHRACAT KREDİ BANKASI A.Ş.
STATEMENT OF CHANGES IN SHAREHOLDERS' EQUITY AS AT 31 DECEMBER 2022
(Amounts expressed in thousands of Turkish Lira (TL) unless otherwise stated.)

STATEMENT OF CHANGES IN EQUITY	Notes					Other Comprehensive Income/Expense Items not to be Recycled to Profit or Loss			Other Comprehensive Income/Expense Items to be Recycled to Profit or Loss			Profit Reserves	Prior Periods' Profit/Loss	Current Period's Net Profit/Loss	Total Equity	
		Paid-in Capital	Share Premium	Share Cancellation Profit	Other Capital Reserve	1	2	3	4	5	6					
Current Period (31 December 2022)																
I. Balances at Beginning of Period		10.800.000	-	-	-	-	(10.249)	-	-	6.856	73.439	573.748	3.106.517	-	-	14.550.311
II. Correction made as per TAS 8		-	-	-	-	-	-	-	-	-	-	-	-	-	-	-
2.1 Effect of Corrections		-	-	-	-	-	-	-	-	-	-	-	-	-	-	-
2.2 Effect of Changes in Accounting Policies		-	-	-	-	-	-	-	-	-	-	-	-	-	-	-
III. Adjusted Balances at Beginning of Period (I+II)		10.800.000	-	-	-	-	(10.249)	-	-	6.856	73.439	573.748	3.106.517	-	-	14.550.311
IV. Total Comprehensive Income		-	-	-	-	-	(38.747)	1.227	-	14.747	(9.382)	-	-	6.232.480	6.200.325	
V. Capital Increase in Cash		3.000.000	-	-	-	-	-	-	-	-	-	-	-	-	3.000.000	
VI. Capital Increase from Internal Sources		-	-	-	-	-	-	-	-	-	-	-	-	-	-	
VII. Capital Reserves from Inflation Adjustments to Paid-in Capital		-	-	-	-	-	-	-	-	-	-	-	-	-	-	
VIII. Convertible Bonds		-	-	-	-	-	-	-	-	-	-	-	-	-	-	
IX. Subordinated Liabilities		-	-	-	-	-	-	-	-	-	-	-	-	-	-	
X. Gain or Loss related to Other Changes		-	-	-	-	-	-	-	-	-	-	-	-	-	-	
XI. Profit Distribution		-	-	-	-	-	-	-	-	-	-	3.106.517	(3.106.517)	-	-	
11.1. Dividends		-	-	-	-	-	-	-	-	-	-	3.106.517	(3.106.517)	-	-	
11.2. Transfers to Reserves		-	-	-	-	-	-	-	-	-	-	-	-	-	-	
11.3. Other		-	-	-	-	-	-	-	-	-	-	-	-	-	-	
Balances at end of the period		13.800.000	-	-	-	-	(48.996)	1.227	-	21.603	64.057	3.680.265	-	6.232.480	23.750.636	

1 Accumulated Revaluation Increase/Decrease of Fixed Assets

2 Accumulated Remeasurement at Gain/Loss of Defined Benefit Pension Plan

3 Other (Shares of Investments Valued by Equity Method in Other Comprehensive Income Not Classified Through Profit or Loss and Other Accumulated Amounts of Other Comprehensive Income Items Not Reclassified Through Other Profit or Loss)

4 Foreign Currency Translation Differences

5 Accumulated Revaluation and/or Remeasurement Gain/Loss of the Financial Assets at Fair Value Through Other Comprehensive Income

6 Other (Cash Flow Hedge Gain/Loss, Shares of Investments Valued by Equity Method in Other Comprehensive Income Classified Through Profit or Loss and Other Accumulated Amounts of Other Comprehensive Income Items Reclassified Through Other Profit or Loss)

The accompanying notes are an integral part of these unconsolidated financial statements.

TÜRKİYE İHRACAT KREDİ BANKASI A.Ş.
STATEMENT OF CHANGES IN SHAREHOLDERS' EQUITY AS AT 31 DECEMBER 2022
(Amounts expressed in thousands of Turkish Lira (TL) unless otherwise stated.)

STATEMENT OF CHANGES IN EQUITY	Notes					Other Comprehensive Income/Expense Items not to be Recycled to Profit or Loss			Other Comprehensive Income/Expense Items to be Recycled to Profit or Loss			Profit Reserves	Prior Periods' Profit/Loss	Current Period's Net Profit/Loss	Total Equity	
		Paid-in Capital	Share Premium	Share Cancellation Profit	Other Capital Reserve	1	2	3	4	5	6					
Prior Period (31 December 2021)																
I. Balances at Beginning of Period		9.270.000	-	-	-	-	(9.587)	(6.507)	-	116.279	33.017	498.867	1.511.388	-	-	11.413.457
II. Correction made as per TAS 8		-	-	-	-	-	-	-	-	-	-	-	-	-	-	-
2.1 Effect of Corrections		-	-	-	-	-	-	-	-	-	-	-	-	-	-	-
2.2 Effect of Changes in Accounting Policies		-	-	-	-	-	-	-	-	-	-	-	-	-	-	-
III. Adjusted Balances at Beginning of Period (I+II)		9.270.000	-	-	-	-	(9.587)	(6.507)	-	116.279	33.017	498.867	1.511.388	-	-	11.413.457
IV. Total Comprehensive Income		-	-	-	-	-	(662)	-	-	(109.423)	40.422	-	-	3.106.517	3.036.854	
V. Capital Increase in Cash		100.000	-	-	-	-	-	-	-	-	-	-	-	-	100.000	-
VI. Capital Increase from Internal Sources		1.430.000	-	-	-	-	-	-	-	-	-	(1.430.000)	-	-	-	-
VII. Capital Reserves from Inflation Adjustments to Paid-in Capital		-	-	-	-	-	-	-	-	-	-	-	-	-	-	-
VIII. Convertible Bonds		-	-	-	-	-	-	-	-	-	-	-	-	-	-	-
IX. Subordinated Liabilities		-	-	-	-	-	-	-	-	-	-	-	-	-	-	-
X. Gain or Loss related to Other Changes		-	-	-	-	-	-	6.507	-	-	-	-	(6.507)	-	-	-
XI. Profit Distribution		-	-	-	-	-	-	-	-	-	-	-	1.511.388	(1.511.388)	-	-
11.1. Dividends		-	-	-	-	-	-	-	-	-	-	-	-	-	-	-
11.2. Transfers to Reserves		-	-	-	-	-	-	-	-	-	-	-	1.511.388	(1.511.388)	-	-
11.3. Other		-	-	-	-	-	-	-	-	-	-	-	-	-	-	-
Balances at end of the period		10.800.000	-	-	-	-	(10.249)	-	-	6.856	73.439	573.748	-	3.106.517	14.550.311	

1 Accumulated Revaluation Increase/Decrease of Fixed Assets

2 Accumulated Remeasurement at Gain/Loss of Defined Benefit Pension Plan

3 Other (Shares of Investments Valued by Equity Method in Other Comprehensive Income Not Classified Through Profit or Loss and Other Accumulated Amounts of Other Comprehensive Income Items Not Reclassified Through Other Profit or Loss)

4 Foreign Currency Translation Differences

5 Accumulated Revaluation and/or Remeasurement Gain/Loss of the Financial Assets at Fair Value Through Other Comprehensive Income

6 Other (Cash Flow Hedge Gain/Loss, Shares of Investments Valued by Equity Method in Other Comprehensive Income Classified Through Profit or Loss and Other Accumulated Amounts of Other Comprehensive Income Items Reclassified Through Other Profit or Loss)

The accompanying notes are an integral part of these unconsolidated financial statements.

TÜRKİYE İHRACAT KREDİ BANKASI A.Ş.
STATEMENT OF CASH FLOWS
AS AT 31 DECEMBER 2022

(Amounts expressed in thousands of Turkish Lira (TL) unless otherwise stated.)

	Notes	Audited Current Period (31 December 2022)	Audited Prior Period (31 December 2021)
A. CASH FLOWS FROM BANKING OPERATIONS			
1.1	Operating profit before changes in operating assets and liabilities	6.498.154	3.631.156
1.1.1	Interest received	15.221.422	6.344.756
1.1.2	Interest paid	(7.422.031)	(2.028.392)
1.1.3	Dividend received	853	200
1.1.4	Fees and commissions received	1.483.668	815.031
1.1.5	Other income	205.728	130.059
1.1.6	Collections from previously written-off loans and other receivables	172.305	51.110
1.1.7	Payments to personnel and service suppliers	(644.341)	(333.237)
1.1.8	Taxes paid	(391.308)	(269.219)
1.1.9	Other	(2.128.142)	(1.079.152)
1.2	Changes in operating assets and liabilities	(5.668.550)	(9.021.030)
1.2.1	Net (increase) decrease in financial assets measured at Fair Value Through Profit or Loss	-	36.649
1.2.2	Net (increase) decrease in due from banks	-	-
1.2.3	Net (increase) decrease in loans	(15.767.428)	(108.635.229)
1.2.4	Net (increase) decrease in other assets	(564.469)	(375.362)
1.2.5	Net increase (decrease) in bank deposit	-	-
1.2.6	Net increase (decrease) in other deposits	-	-
1.2.7	Net increase (decrease) in financial liabilities measured at Fair Value Through Profit or Loss	-	-
1.2.8	Net increase (decrease) in funds borrowed	8.024.030	89.632.839
1.2.9	Net increase (decrease) in matured payables	-	-
1.2.10	Net increase (decrease) in other liabilities	2.639.317	10.320.073
I.	Net cash flow from banking operations	829.604	(5.389.874)
B. CASH FLOWS FROM INVESTING ACTIVITIES			
II.	Net cash flow from investing activities	(87.088)	6.256.975
2.1	Cash paid for purchase of associates, subsidiaries and joint ventures	(96.198)	(73.000)
2.2	Cash obtained from sale of associates, subsidiaries and joint ventures	-	-
2.3	Purchases of tangible asset	(19.583)	(409)
2.4	Sales of tangible assets	3.260	110
2.5	Cash paid for purchase of financial assets measured at Fair Value through Other Comprehensive Income	(259.723)	(233.582)
2.6	Cash obtained from sale of financial assets measured at Fair Value through Other Comprehensive Income	-	146.505
2.7	Cash paid for purchase of financial assets measured at amortised cost	(1.272.504)	(1.500)
2.8	Cash obtained from sale of financial assets measured at amortised cost	1.599.972	6.423.913
2.9	Others	(42.312)	(5.062)
C. CASH FLOWS FROM FINANCING ACTIVITIES			
III.	Net cash flow from financing activities	(9.044.754)	1.062.039
3.1	Cash obtained from funds borrowed and securities issued	-	6.466.621
3.2	Cash used for repayment of funds borrowed and securities issued	(12.028.184)	(5.494.198)
3.3	Equity instruments issued	-	-
3.4	Dividends paid	-	-
3.5	Payments for financial leases	(16.570)	(10.384)
3.6	Others	3.000.000	100.000
IV.	Effect of translation differences on cash and cash equivalents	3.345.055	5.879.648
V.	Net increase/(decrease) in cash and cash equivalents	(4.957.183)	7.808.788
VI.	Cash and cash equivalents at beginning of period	19.478.844	11.670.056
VII.	Cash and cash equivalents at end of period	14.521.661	19.478.844

The accompanying notes are an integral part of these unconsolidated financial statements

TÜRKİYE İHRACAT KREDİ BANKASI A.Ş.
STATEMENT OF PROFIT DISTRIBUTION
FOR THE YEAR ENDED 31 DECEMBER 2022

(Amounts expressed in thousands of Turkish Lira (TL) unless otherwise stated.)

VII. STATEMENT OF PROFIT DISTRIBUTION	Current Period	Prior Period
	31 December 2022^(*)	31 December 2021
I. DISTRIBUTION OF PROFIT		
1.1. Current Year Income	6.232.480	3.106.517
1.2. Taxes And Duties Payable (-)	-	-
1.2.1. Corporate Tax (Income tax)	-	-
1.2.2. Income withholding tax	-	-
1.2.3. Other taxes and duties	-	-
A. NET INCOME FOR THE YEAR (1.1-1.2)	6.232.480	3.106.517
1.3. Prior Year Losses (-)	-	-
1.4. First Legal Reserves (-)	-	155.326
1.5. Other Statutory Reserves (-)	-	-
B. NET INCOME AVAILABLE FOR DISTRIBUTION [(A-(1.3+1.4+1.5)]		2.951.191
1.6. First Dividend To Shareholders (-)	-	-
1.6.1. To Owners Of Ordinary Shares	-	-
1.6.2. To Owners Of Privileged Shares	-	-
1.6.3. To Owners Of Preferred Shares	-	-
1.6.4. To Profit Sharing Bonds	-	-
1.6.5. To Holders Of Profit And Loss Sharing Certificates	-	-
1.7. Dividends To Personnel (-)	-	-
1.8. Dividends To Board Of Directors (-)	-	-
1.9. Second Dividend To Shareholders (-)	-	-
1.9.1. To Owners Of Ordinary Shares	-	-
1.9.2. To Owners Of Privileged Shares	-	-
1.9.3. To Owners Of Preferred Shares	-	-
1.9.4. To Profit Sharing Bonds	-	-
1.9.5. To Holders Of Profit And Loss Sharing Certificates	-	-
1.10. Second Legal Reserves (-)	-	-
1.11. Statutory Reserves (-)	-	-
1.12. Extraordinary Reserves	-	2.951.191
1.13. Other Reserves	-	-
1.14. Special Funds	-	-
II. DISTRIBUTION OF RESERVES		
2.1. Appropriated Reserves	-	-
2.2. Second Legal Reserves (-)	-	-
2.3. Dividends To Shareholders (-)	-	-
2.3.1. To Owners Of Ordinary Shares	-	-
2.3.2. To Owners Of Privileged Shares	-	-
2.3.3. To Owners Of Preferred Shares	-	-
2.3.4. To Profit Sharing Bonds	-	-
2.3.5. To Holders Of Profit And Loss Sharing Certificates	-	-
2.4. Dividends To Personnel (-)	-	-
2.5. Dividends To Board Of Directors (-)	-	-
III. EARNINGS PER SHARE		
3.1. To Owners Of Ordinary Shares	0,4601	0,3304
3.2. To Owners Of Ordinary Shares (%)	46,01	33,05
3.3. To Owners Of Privileged Shares	-	-
3.4. To Owners Of Privileged Shares (%)	-	-
IV. DIVIDEND PER SHARE		
4.1. To Owners Of Ordinary Shares	-	-
4.2. To Owners Of Ordinary Shares (%)	-	-
4.3. To Owners Of Privileged Shares	-	-
4.4. To Owners Of Privileged Shares (%)	-	-

(*) As of the date of the report, distributable net profit for the period has not been shown, as no decision has been made on the distribution of profits for 2022.

The accompanying notes are an integral part of these unconsolidated financial statements.

TÜRKİYE İHRACAT KREDİ BANKASI A.Ş.
STATEMENT OF PROFIT DISTRIBUTION
FOR THE YEAR ENDED 31 DECEMBER 2022

(Amounts expressed in thousands of Turkish Lira (TL) unless otherwise stated.)

SECTION THREE

ACCOUNTING POLICIES

I. Basis of presentation

1. The preparation of the financial statements and related notes and explanations in accordance with the Turkish Accounting Standards and Regulation on the Accounting Applications for Banks and Safeguarding of Documents

The Bank prepares its legal records, financial statements and underlying documents in accordance with the Regulation on Accounting Applications for Banks and Safeguarding of Documents, Turkish Financial Reporting Standards (“TFRS”), other explanations and circulars on accounting and financial reporting principles announced by the Banking Regulation and Supervision Agency (“BRSA”) (all together “BRSA Accounting and Financial Reporting Legislation”). Turkish Financial Reporting Standards (“TFRS”) consist of Turkish Accounting Standards (“TAS”), standards and interpretations as the names of TAS interpretations and TFRS interpretations published by Public Oversight Accounting and Auditing Standards Authority (“POA”) of Turkey, Turkish Financial Reporting Standards.

Accounting policies applied and valuation methods used in the preparation of the unconsolidated financial statements are expressed in detail below. Amounts in the financial statements and related explanations and disclosures are expressed in thousands of Turkish Lira (“TL”) unless otherwise stated.

The financial statements are prepared in TL in accordance with the historical cost basis except for the financial assets at fair value through profit or loss, financial assets measured at fair value through other comprehensive income, derivative financial assets and liabilities.

The preparation of the financial statements in conformity with TFRS requires the Bank management to use of certain make assumptions and estimates on the assets and liabilities of the balance sheet and contingent liabilities as of the balance sheet date. These estimates are reviewed regularly and, when necessary, corrections are made and the effects of these corrections are reflected to the statement of Profit or Loss.

TAS 29 Financial Reporting in Hyperinflation Economies requires entities whose functional currency is that of a hyperinflationary economy to prepare their financial statements in terms of the measuring unit current at the end of the reporting period. TAS 29 describes characteristics that may indicate that an economy is hyperinflationary, and it requires all entities that report in the currency of the same hyperinflationary economy apply this Standard from the same date. Therefore, it is expected that TAS 29 will start to be applied simultaneously by all entities with the announcement of Public Oversight Accounting and Auditing Standards Authority to ensure consistency of the application required by TAS 29 throughout the country. However, the Authority has not published any announcement that determines entities would restate their financial statements for the accounting period ending on 31 December 2022 in accordance with TAS 29. In this context, TMS 29 is not applied and inflation adjustment has not been reflected in the unconsolidated financial statements as of December 31, 2022.

2. Accounting policies and valuation principles applied in the preparation of the financial statements

The accounting policies and valuation principles applied in the preparation of the financial statements are determined and applied in accordance with the principles of TFRS. These accounting policies and valuation principles are explained in Notes II to XXIV below.

The tension between Russia and Ukraine since January 2022 has turned into a crisis and a hot conflict as of the date of the report. The Bank does not carry out any activities in the two countries that are subject to the crisis. Considering the geographies in which the Bank operates, the crisis is not expected to have a direct impact on the Bank's operations. However, since the course of the crisis is uncertain as of the report date, developments that may occur on a global scale, and the effects of these developments on the global and regional economy, on the Bank's operations are closely monitored and taken into account with the best estimation approach in the preparation of the financial statements.

II. Strategy for use of financial instruments and foreign currency transactions

The Bank uses derivatives to balance its foreign currency asset/liability positions for managing its exposure to currency risk.

Foreign currency denominated monetary assets and liabilities are translated with the exchange rates of the Bank prevailing at the balance sheet date. Gains and losses arising from such transactions are recognized in the statement of profit or loss under the account of “foreign exchange gains/losses”.

TÜRKİYE İHRACAT KREDİ BANKASI A.Ş.
NOTES TO THE UNCONSOLIDATED FINANCIAL STATEMENTS
AS AT 31 DECEMBER 2022

(Amounts expressed in thousands of Turkish Lira (TL) unless otherwise stated.)

SECTION THREE (Continued)

ACCOUNTING POLICIES (Continued)

II. Strategy for use of financial instruments and foreign currency transactions (continued)

As of 31 December 2022, the exchange rates used in translation of foreign currency denominated balances into Turkish Lira are TL 18,5887 for US Dollar, TL 19,7895 for Euro, TL 14,0458 for 100 JPY and TL 22,4273 for GBP.

III. Explanations on forward transactions, options and derivative instruments

The Bank uses derivative financial instruments in order to avoid exposure to foreign currency and interest rate risks. As of the balance sheet date, there are outstanding currency and interest rate swap purchase and sales contracts and forward transactions in TL and foreign currency.

Derivatives are initially recorded with their fair values and related transaction costs as of the contract date are recorded in profit or loss. The following periods of initial reporting, they are measured at their fair values. The result of this assessment, offsetting debit and credits stemming from each contract debit and credits are reflected to the financial statements as a contract-based single asset and liability. The method of accounting gain or loss changes according to related derivative transaction whether to be held for cash flow hedges or not and to the content of hedge account.

The derivative financial instruments are presented under two headings in the Bank's financial statements.

a.) *Financial assets measured at fair value through profit or loss*

a.1.) *Derivative financial assets held for trading*

Derivative financial instruments other than derivative instruments intended for the fair value hedging and cash flow hedge purposes of the Bank are accounted for as "trading purpose", economically providing effective protection against risks for the Bank. Liabilities and receivables arising from derivative transactions are recorded in off-balance sheet accounts at contractual amounts. Derivative financial instruments are measured at fair value in subsequent periods and if the fair value is positive, they are classified under "derivative financial assets measured at fair value through profit or loss". If fair value is negative derivative transactions are classified under "derivative financial liabilities measured at fair value through profit or loss". After valuation, differences of changes in fair value are reflected in the statement of profit or loss.

a.2.) *Derivative financial assets held for hedging purpose*

The Bank notifies in written the relationship between hedging instrument and related account, risk management aims of hedge and strategies and the methods used to measure the hedge effectiveness. The Bank evaluates the method of hedge whether to be effective on the expected changes in fair values in this process or not or each result of hedge effectiveness whether to be between the range of 80% and 125%.

Changes in fair values of derivative transactions under fair value hedges are recorded in profit or loss together with changes in hedging asset or liability. The difference in current values of derivative transactions fair value hedge is shown in "Trading Gains/Losses on derivative financial instruments" account. In the balance sheet, change in fair value of hedged asset or liability during the hedge accounting to be effective is shown with the related asset or liability. In case of inferring hedge accounting, adjustments made to the value of hedged item using straight-line amortization method within the days to maturity are reflected to "Income/losses from derivative financial instruments" account in the statement of profit or loss.

b.) *Financial assets measured at fair value through other comprehensive income*

b.1.) *Derivative financial instruments held for hedging*

The Bank is hedged with cross currency swaps against cash flow risks arising from foreign currency and Turkish currency floating rate liabilities. In this context, the effective part of the fair value change of the hedging instrument is recorded in the relevant accounts under equity. In the periods when the cash flows of the hedged item affect the profit or loss statement, the profit / loss of the related hedging instrument is also deducted from equity and reflected in the statement of profit or loss.

TÜRKİYE İHRACAT KREDİ BANKASI A.Ş.
STATEMENT OF PROFIT DISTRIBUTION
FOR THE YEAR ENDED 31 DECEMBER 2022

(Amounts expressed in thousands of Turkish Lira (TL) unless otherwise stated.)

SECTION THREE (Continued)

ACCOUNTING POLICIES (Continued)

III. Explanations on forward transactions, options and derivative instruments (Continued)

b.) Financial assets measured at fair value through other comprehensive income

b.1.) Derivative financial instruments held for hedging

Hedge accounting is discontinued when the hedging instrument expires, is exercised, sold or no longer effective. While expiring, sale, discontinuing cash flow hedge accounting or when no longer effective the cumulative Gains/Losses recognised in shareholders' equity and presented under hedging reserves are continued to be kept in this account. When the cash flows of hedged item incur, the gain/losses accounted for under shareholders' equity, are transferred to statement of profit or loss.

In cash flow hedge accounting, the effective portion of the changes in the fair value of the hedging instrument is accounted for under "accumulated other comprehensive income or expense to be reclassified to profit or loss" in shareholders' equity. Effectiveness tests are performed at the beginning of the hedge accounting period and at each reporting period. Hedge accounting is applied as long as the test results are between the range of 80%-125% of effectiveness.

TFRS 9 permits to defer application of TFRS 9 hedge accounting and continue to apply hedge accounting in accordance with TAS 39 as a policy choice. Accordingly, the Bank continues to apply hedge accounting in accordance with TAS 39 in this context.

IV. Explanations on interest income and expenses

Interest income is accounted by applying the effective interest rate to the gross value of the financial asset according to the effective interest method determined in TFRS 9.

The interest amount is calculated over the net value of the non-performing loan and is accounted in the related interest income accounts.

V. Explanations on fee and commission income and expenses

All fees and commission income/expenses are recognized on an accrual basis, except for certain commission income and fees for various banking services which are recorded as income at the time of collection.

Fees and commissions other than those that are an integral part of the effective interest rate of financial instruments are accounted in accordance with TFRS 15 Standard.

VI. Explanations on financial assets

The Bank recognises its financial assets as "Financial Assets Measured at Fair Value Through Profit/Loss", "Financial Assets Measured at Fair Value Through Other Comprehensive Income" or "Financial Assets Measured at Amortized Cost". Such financial assets are recognized or derecognized according to third section relating to classification and measurement of TFRS 9 Financial Instruments published in the Official Gazette No. 29953 dated 19 January 2017 by the POA.

During the initial recognition of a financial asset into the financial statements, business model determined by the Bank management and the nature of contractual cash flows of the financial asset are taken into consideration.

TÜRKİYE İHRACAT KREDİ BANKASI A.Ş.
STATEMENT OF PROFIT DISTRIBUTION
FOR THE YEAR ENDED 31 DECEMBER 2022

(Amounts expressed in thousands of Turkish Lira (TL) unless otherwise stated.)

SECTION THREE (Continued)

ACCOUNTING POLICIES (Continued)

VI. Explanation on financial assets (Continued)

a.) Financial assets measured at fair value through profit/loss

Financial assets measured at fair value through profit or loss are financial assets that are managed with the other business model other than the business model that aims to collect the contractual cash flows and the business model that aims to collect and sell the contractual cash flows and the contractual terms of the financial assets, do not result in cash flows that include interest payments arising only from the principal and principal balance at specific dates; are financial assets that are acquired in order to generate profits from fluctuations in prices and similar factors in the short term in the market or are part of a portfolio aimed at achieving profit in the short term regardless of the reason for the acquisition.

Financial assets measured at fair value through profit or loss are initially recognized at cost in the financial statements. All regular way purchases and sales of financial assets are recognized and derecognized at the settlement date.

The government bonds and treasury bills recognized under financial assets measured at fair value through profit/loss which are traded on Borsa İstanbul AŞ (“BİST”) are valued with weighted average prices settled on BİST as of the balance sheet date; and those government bonds and treasury bills traded on BİST but which are not subject to trading on BİST as of the balance sheet date are valued with weighted average prices at the latest trading date.

The financial assets classified under trading financial assets and whose fair values cannot be measured reliably are carried at amortized cost using the effective yield method. The difference between the purchase cost and the amortized cost at the selling date is recorded as interest income.

If the selling price of a financial asset measured at fair value through profit/loss is above its amortized cost as of the sale date, the positive difference between the selling price and the amortized cost is recognized as income under trading gains on securities and if the selling price of a trading security is lower than its amortized cost as of the sale date, the negative difference between the selling price and the amortized cost is recognized as expense under trading losses on securities.

b.) Financial assets measured at fair value through other comprehensive income

If a financial asset is acquired under both of the following conditions, the change in fair value is measured by reflecting to other comprehensive income:

- It is held within a business model whose objective is achieved by both collecting contractual cash flows and selling financial assets,
- Its contractual terms give rise on specified dates to cash flows that are solely payments of principal and interest on the principal amount outstanding.

Financial Assets Measured at Fair Value Through Other Comprehensive Income are valued at fair value in the periods subsequent to their acquisition. If the underlying fair value is not realized in the active market conditions, it is accepted that the fair value is not determined reliably and the fair value is determined by using the discounted value of other comprehensive income and reflected at amortized cost, are accounted for by rediscount.

Unrealized gains or losses arising from changes in the fair value of securities that are at fair value through other comprehensive income and which reflect the difference between the amortized cost of securities and their fair value are classified in the “Other Comprehensive Income/Expense Items to be Reclassified to Profit or Loss” under equity.

However, the Bank may, at initial recognition, irrevocably choose the method of reflecting changes in fair value to other comprehensive income for specific investments on equity instruments that would normally be measured at fair value through profit or loss.

TÜRKİYE İHRACAT KREDİ BANKASI A.Ş.
NOTES TO THE UNCONSOLIDATED FINANCIAL STATEMENTS
AS AT 31 DECEMBER 2022

(Amounts expressed in thousands of Turkish Lira (TL) unless otherwise stated.)

SECTION THREE (Continued)

ACCOUNTING POLICIES (Continued)

VI. Explanation on financial assets (Continued)

c.) Financial assets measured at amortised cost

A financial asset is measured at amortized cost if both of the conditions shown below are met:

- It is held within a business model whose objective is to hold assets to collect contractual cash flows,
- Its contractual terms give rise on specified dates to cash flows that are solely payments of principal and interest on the principal amount outstanding.

Financial assets measured at amortized cost are initially recognized at acquisition cost including the transaction costs which reflect the fair value of those instruments and subsequently recognized at amortized cost by using “effective interest rate method (Internal rate of return)”. Interest income obtained from financial assets measured at amortized cost is accounted in statement of profit or loss.

Purchase and sale transactions of these financial assets are recorded and derecognised according to the “delivery date”. The Bank’s financial assets measured at amortized cost portfolio includes government bonds, foreign currency bonds and lease certificates which is issued domestic and abroad by the Ministry of Turkish Republic Treasury and Finance.

d.) Loans

Loans are financial assets created by providing money, goods or services to the debtor. Such loans are measured at amortized cost using the effective yield (internal rate of return) method.

VII. Explanations on impairment of financial assets

The expected credit loss model is applied to financial assets, such as banks, loans and securities, as well as financial leasing receivables, contractual assets and financial guarantee agreements, at amortized cost or at fair value through other comprehensive income.

At each reporting date, it is evaluated whether there is a significant increase in the credit risk since the initial recognition of the financial instrument. When making this evaluation, the change in the expected default risk of the financial instrument is used.

The guiding principle of the expected credit loss model is to reflect the overall appearance of an increase or recovery in the credit risk of financial instruments. The amount of the loss provision depends on the degree of the increase in the credit risk from the first issue of the loan. Although the expected credit loss is an estimate of the expected losses from the loan during the life of a financial instrument, the following points are important for the measurement.

- Weighted and unbiased amount according to the probabilities determined by considering possible results,
- Time value of money,
- Reasonable and supportable information on past events, current circumstances and forecasts for future economic conditions that can be obtained at the reporting date without excessive cost and effort.

Calculation of Expected Credit Loss

The main principle of the expected credit loss model is to reflect the general outlook of deterioration or improvement in the credit quality of financial instruments. The allowance for loan losses, which is known as loss reserve or provision, depends on the degree of increase in credit risk.

There are two measurements according to the general approach:

- 12-month Expected Credit Loss (Stage 1) applies to all assets unless there is a significant deterioration in credit quality.
- Lifetime Expected Loss Provision (Stage 2) applies when a significant increase in credit risk occurs.
- Lifetime Expected Loss Provision (Stage 3) is applied when the impairment loss occurs.

These financial assets are divided into three categories mentioned below depending on the gradual increase in credit risk observed since their initial recognition.

TÜRKİYE İHRACAT KREDİ BANKASI A.Ş.
NOTES TO THE UNCONSOLIDATED FINANCIAL STATEMENTS
AS AT 31 DECEMBER 2022

(Amounts expressed in thousands of Turkish Lira (TL) unless otherwise stated.)

SECTION THREE (Continued)

ACCOUNTING POLICIES (Continued)

VII. Explanations on impairment of financial assets (Continued)

Calculation of 12-month expected credit losses (Stage 1)

For the financial assets at initial recognition or that do not have a significant increase in credit risk since initial recognition. Impairment for credit risk is recorded in the amount of 12-month expected credit losses. Applies to all assets unless there is a significant deterioration in credit quality. 12-month expected loss values are part of the estimated life expectancy loss (within 12 months after the reporting date or within a shorter period if the life of a financial instrument is less than 12 months).

Significant increase in credit risk (Stage 2)

In the event of a significant increase in credit risk since initial recognition, the financial asset is transferred to Stage 2. For stage 1 loans expected loss (provision) amounts are calculated for 1-year and for Stage 2 loans expected loss (provision) is calculated for the remaining life of the loan. The main criteria taken into consideration in determining the credit risk of the financial asset to be significantly increased and transferred to the second stage are the close monitoring, the number of delay days exceeding 30 days and the Bank's internal early warning system note.

Non-performing loans (Stage 3 / Specific provision)

Stage 3 includes financial assets that have objective evidence of impairment at the reporting date. For these assets, lifetime expected credit losses are recognized. The Bank considers that there is a default on the relevant debt in the following two cases:

- Objective Default Definition: It means that the debt is overdue by more than 90 days.
- Subjective Default Definition: It means that it is determined the debt will not be paid off. If the borrower deemed to be unable to fulfill the debt obligations, borrower should be considered as defaulted whether there is an overdue payment or number of days. Collective assessment of financial instruments is based on homogeneous group assets based on portfolio segmentation based on similar credit risk and product characteristics. This section provides an overview of the risk parameter estimation methods associated with the expected loss calculation approach on a common basis for each phase.

Loans with different types of cash flows or other loans with different characteristics may be subject to individual evaluation rather than collective assessment. Individual assessments, staging, multiple scenario analysis and expected loss estimation principles are carried out in accordance with TFRS 9 requirements. Total cash flows are discounted based on the interest rate of the amount. The net present value of these cash flows is compared with unpaid amounts for each scenario. The expected loss provision estimates are weighted according to the probability of the scenario in order to obtain the final impairment value. The expected credit loss can be defined as the difference between the contractual cash flows due in accordance with the contract and the expected cash flows discounted with original effective interest rates. The following situations are taken into account when estimating cash flows:

- All contractual terms of the financial instrument during the life of the financial instrument,
- Cash flows expected to be obtained from collateral sales.

The main parameters used in the calculation of expected credit loss are the probability of default, the exposure at default and loss given default.

The probability of default is an estimate of the likelihood of default over a given time horizon. In the probability of default models, segmentation is based on the sector information for the corporate portfolio and product information for the retail portfolio.

The exposure at default of an instrument is the anticipated outstanding amount owed by the obligor at the time of default.

In case of default of the borrower, Loss Given Default has been calculated as dividing expected credit loss to exposure at default. In other words, it refers to the ratio of net loss due to a defaulted loan to the balance at the time of default.

TÜRKİYE İHRACAT KREDİ BANKASI A.Ş.
NOTES TO THE UNCONSOLIDATED FINANCIAL STATEMENTS
AS AT 31 DECEMBER 2022

(Amounts expressed in thousands of Turkish Lira (TL) unless otherwise stated.)

SECTION THREE (Continued)

ACCOUNTING POLICIES (Continued)

VII. Explanations on impairment of financial assets (Continued)

Macroeconomic expectations: While macroeconomic information is included, models and estimates reflecting the relationships between model risk parameters and macroeconomic variables are taken into consideration. The main macroeconomic indicators of these estimation models are the Gross Domestic Product (GDP) growth rate and the consumers price index rate. Macroeconomic estimation models include more than one scenario and the related scenarios are taken into account in the expected credit loss calculations.

Behavioral Maturity Calculation Methodology: Expected Loss Provision; For loans in stage 1 with a remaining maturity of less than one year, loans with a maturity of more than one year are calculated as one-year for loans with a remaining maturity of more than one year and in stage 2 for lifetime of loans (up to maturity date). In this calculation, the remaining maturity information of the loan is taken as basis for each loan. While this information is used for products with real maturity information, behavioral maturity is calculated by analyzing historical data for products with no real maturity. Expected loss reserve are calculated based on these maturities depending on the type of loan.

VIII. Explanations on offsetting financial instruments

Financial assets and liabilities are offset and the net amount is reported in the balance sheet when the Bank has a legally enforceable right to offset the recognized amounts and there is an intention to collect/pay the related financial assets and liabilities on a net basis, or to realize the asset and settle the liability simultaneously. Otherwise, there is no netting of financial assets and liabilities.

IX. Explanations on sales and repurchase agreements and securities lending transactions

Funds given against securities purchased under agreements (“Reverse repo”) to resell are accounted under “Money market placements” on the balance sheet. The difference between the purchase and determined resell price is accrued over the life of repurchase agreements using the “effective interest method”. The Bank has no securities lending transactions.

X. Explanations on assets held for sale and discontinued explanations on liabilities related with these assets

According to the TFRS 5 “Assets Held for Sale and Discontinued Operations”, a tangible asset (or a group of assets to be disposed) classified as “asset held for sale” is measured at lower of carrying value and fair value less costs to sell. These assets are shown separately on the balance sheet. In order to classify an asset as an asset held for sale, the related asset (or the group of assets to be disposed of) should be able to be sold immediately and the probability of sale for such assets (or group of assets to be disposed of), should be high under current conditions. In order for the sale to be highly probable, a plan should have been made by the suitable management for the sale of the asset (or group of assets to be disposed of) and an active program should have been started to determine the buyers and to carry out the plan.

Furthermore, the asset (or group of assets to be disposed of) should be actively marketed at a price consistent with its fair value. Various events and conditions may extend the period for the completion of the sales process to more than a year. If there is sufficient evidence that the related delay has occurred beyond the Bank’s control and that the Bank’s plans for selling the related asset (or group of assets to be disposed of) is still in progress, the related assets are continued to be classified as assets held for sale.

A discontinued operation is a division of a bank that is either disposed or held for sale. Results of discontinued operations are presented in the statement of profit or loss separately. The Bank has no discontinued operations.

TÜRKİYE İHRACAT KREDİ BANKASI A.Ş.
NOTES TO THE UNCONSOLIDATED FINANCIAL STATEMENTS
AS AT 31 DECEMBER 2022

(Amounts expressed in thousands of Turkish Lira (TL) unless otherwise stated.)

SECTION THREE (Continued)

ACCOUNTING POLICIES (Continued)

XI. Explanations on goodwill and other intangible assets

Goodwill and other intangible assets are recorded at cost in accordance with “TAS 38” “Intangible Assets”. Intangible assets consist of computer software licenses. Intangible assets result in net book value as of the balance sheet date by deducting their acquisition cost to accumulated amortization. Intangible assets are amortized by the straight-line method, considering their useful life and amortization rates published by Republic of Turkey Ministry of Treasury and Finance. During the current year, there has been no change in the depreciation method. The Bank does not expect any changes in accounting estimates, useful lives, depreciation method and residual value during the current and the following periods.

As of 31 December 2022, and 31 December 2021, the Bank does not have any goodwill in its accompanying financial statements.

Implemented yearly amortization rates as follows;

Licence :	6,66%
Software :	33,33%

XII. Explanations on tangible assets

All property and equipment are initially recognized at cost model in accordance with TAS 16 “Property, Plant and Equipment”. Subsequently acquired property and equipment are carried at cost less accumulated depreciation at the balance sheet date. Depreciation is calculated over the cost of property and equipment using the straight-line method over its estimated useful life. There has been no change in the depreciation method during the current period.

Implemented yearly amortization rates as follows;

Buildings	:	2%
Furniture, fixtures and vehicles	:	6-33%

The depreciation charge for items remaining in property and equipment for less than an accounting period at the balance sheet date is calculated in proportion to the period the item remained in property and equipment. Gains and losses on the disposal of property and equipment are booked to the income statement accounts for the period at an amount equal to the book value. Where the carrying amount of an asset is greater than its estimated “Recoverable amount”, it is written down to its “Recoverable amount” and the provision for the diminution in value is charged to the income statement. Expenditures for the repair and renewal of property and equipment are recognized as expense. The capital expenditures made in order to increase the capacity of the tangible asset or to increase the future benefit of the asset are capitalized over the cost of the tangible asset. The capital expenditures include the cost components that increase the useful life, capacity of the asset or quality of the product or that decrease the costs.

There are not any pledges, mortgages or any other contingencies and commitments over property and equipment that restrict their usage. The Bank does not expect any changes in accounting estimates that will have a material impact in future periods in relation with the property and equipment.

TÜRKİYE İHRACAT KREDİ BANKASI A.Ş.
NOTES TO THE UNCONSOLIDATED FINANCIAL STATEMENTS
AS AT 31 DECEMBER 2022

(Amounts expressed in thousands of Turkish Lira (TL) unless otherwise stated.)

SECTION THREE (Continued)

ACCOUNTING POLICIES (Continued)

XIII. Affiliates and subsidiaries

Subsidiaries are accounted for at cost in accordance with TAS 27 “Turkish Accounting Standard for Individual Financial Statements” and are reflected in the financial statements after the impairment, if any.

As of the reporting date, the Bank has no subsidiaries.

XIV. Explanations on investment property

Investment properties consist of assets held to obtain rent and/ or unearned increment profit. Investment properties are initially recognized at cost model in accordance with TAS 40 “Investment Property”. These properties are carried on accompanying unconsolidated financial statements at cost less accumulated depreciation and impairment. Investment properties are depreciated in accordance with the useful life principles with straight-line depreciation method. Gains and losses resulted from disposal of investment properties or withdrawn from service of a tangible asset are determined as the difference between sales proceeds and the carrying amount of the asset and included in the statement of profit or loss.

XV. Explanations on leases

At the beginning of a contract, the Bank evaluates whether the contract is defined as a lease or does include lease transaction. In the event that the contract is transferred for a certain period of time to control the use of the asset defined for a price, this contract is a lease transaction. The Bank, considers the following conditions when assessing whether a contract has transferred its right to control the use of a defined asset for a specified period:

- a) The contract includes defined assets; An entity is generally defined in the contract clearly. However, an asset can be defined as tacit when it is made available to the customer.
- b) In the event that the supplier has an essential right to substitute the asset for the period of use, the entity is not defined.
- c) Customer has the right to obtain almost all of the economic benefits obtained from the use of the asset for the period of use to control the use of a defined asset.
- d) The right to obtain nearly all of the economic benefits that will be derived from the use of the asset identified.
- e) The right to manage the use of the defined asset. The Bank has the right to manage the use of the asset in the following cases:
 - i. The Bank has the right to operate the asset during its use (or directing others to operate the asset in the way they set their own) and the supplier does not have the right to change these operating instructions or the Bank has designed the asset (or certain characteristics of the asset) in advance to determine how and for what purpose the asset will be used during its useful life.
 - ii. The Bank has the right to manage how and for what purpose the asset will be used during its usage period. (Being able to change how the asset will be used for the duration of its use)

The Bank reflects a right-of use asset and a lease liability into the financial statements at the effective date of the lease.

TÜRKİYE İHRACAT KREDİ BANKASI A.Ş.
NOTES TO THE UNCONSOLIDATED FINANCIAL STATEMENTS
AS AT 31 DECEMBER 2022

(Amounts expressed in thousands of Turkish Lira (TL) unless otherwise stated.)

SECTION THREE (Continued)

ACCOUNTING POLICIES (Continued)

XV. Explanations on leases (Continued)

Right-of use asset

The Bank initially measures the right-of-use asset applying a cost model in the financial statements and it includes the following:

- a) Lease liabilities in the balance sheet, initially measured at the present value,
- b) All lease payment amount before or at the commencement date
- c) All initial direct costs beared by the Bank

When applying the cost method, the right-of use asset:

- a) Accumulated depreciation and accumulated impairment losses are deducted and
- b) Measures the restatement of the lease obligation at the restated cost.

The Bank applies the depreciation terms of TAS 16 Property, Plant and Equipment standard when depreciating the right-of use. The Bank depreciates the right-of asset according to the shorter of its useful life or the lease term, starting from its effective date of lease.

Lease liability

At the commencement date, the Bank measures the lease liability at the present value of the lease payments that are not paid at that date. The lease payments are discounted using the alternative borrowing interest rate in case of implicit interest rate cannot be defined easily. These rates applied to TL and USD lease liabilities are 24,05% and 8,5% respectively.

At the commencement date, the lease payments included in the measurement of the lease liability comprise the following payments for the right to use the underlying asset during the lease term that are not paid at the commencement date:

- a) Fixed payments, less any lease incentives receivable,
- b) Variable lease payments that depend on an index or a rate, initially measured using the index or rate as at the commencement date,
- c) Payments of penalties for terminating the lease, if the lease term reflects the lessee exercising an option to terminate the lease.

After the commencement date, the Bank measures the lease liability as indicated below:

- a) Measures the lease liability by increasing the carrying amount to reflect interest on the lease liability,
- b) Measures the lease liability by reducing the carrying amount to reflect the lease payments made
- c) It measures the book value to reflect re-evaluations and restructurings, or to reflect the revised essence of fixed lease payments.

The interest on the lease liability for each period of the lease term, is the amount calculated by applying a fixed periodic interest rate to remaining amount of the lease liability. Periodic interest rate, in the case of easily identifiability, is the implied interest rate of lease. The Bank, uses the alternative borrowing interest rate, in the absence of easily identifiability.

After the effective date of lease, the Bank re-measures its lease liability to reflect changes in lease payments. The Bank reflects the re-measured amount of the lease liability as adjustment in right-of use asset in its financial statements.

The Bank determines the revised lease payments related to the remaining lease term according to the revised contractual payments. In this case, the Bank uses an unchanged discount rate.

Leases with a period equal or less than twelve months are evaluated in the scope of the exception given by the standard and payments made according to related contracts are still being accounted as expense in the period of the payments.

On June 5, 2020, KGK made changes in TFRS 16 "Leases" standard by publishing the Concessions Granted in Lease Payments - "Amendments to TFRS 16 Leases" in relation to COVID-19. With this change, tenants are exempted from the concessions granted to tenants due to COVID-19 in their lease payments, not to assess whether there is a change in lease. The change did not have a significant impact on the financial status or performance of the Bank.

TÜRKİYE İHRACAT KREDİ BANKASI A.Ş.
NOTES TO THE UNCONSOLIDATED FINANCIAL STATEMENTS
AS AT 31 DECEMBER 2022

(Amounts expressed in thousands of Turkish Lira (TL) unless otherwise stated.)

SECTION THREE (Continued)

ACCOUNTING POLICIES (Continued)

XVI. Explanations on provisions and contingent liabilities

Provisions and contingent liabilities except for the expected credit loss recognized for loans and other receivables are accounted in accordance with TAS 37 “Provisions, Contingent Liabilities and Contingent Assets”.

Provisions are recognized when the Bank has a present legal or constructive obligation as a result of past events, it is probable that an outflow of resources embodying economic benefits will be required to settle the obligation, and a reliable estimate of the amount of the obligation can be made. The provision for contingent liabilities arising from past events should be recognized in the same period of occurrence in accordance with the “Matching principle”. When the amount of the obligation cannot be estimated reliably it is considered that a “Contingent” liability exists. When the amount of the obligation can be estimated reliably and when there is a high possibility of an outflow of resources from the Bank, the Bank recognizes a provision for such liability.

As of the balance sheet date, there is not any contingent liability based on past events for which there is a possibility of an outflow of resources and whose obligation can be reliably estimated

XVII. Explanations on obligations related to employee rights

Under the Turkish Labor Law, the Bank is required to pay a specific amount to employees who have retired or whose employment is terminated other than for the reasons specified in the Turkish Labor Law.

Obligations related to employee termination and vacation rights are calculated for in accordance with TAS 19 “Employee Benefits”.

Revised TAS 19 is effective being published on the Official Gazette dated 12 March 2013 by Public Oversight Accounting and Auditing Standards Authority. According to revised TAS 19, once the Actuarial Gains and Losses occur, they are recorded under equity and are not associated with the statement of profit or loss. Benefit costs arising interest cost due to being 1 year more closer to the payment of benefit and service cost as a result of given service by employee are required to be shown in statement of profit or loss.

	Current Period	Prior Period
Discount ratio	16,00%	23,00%
Inflation	15,08%	18,50%
Salary increase rate	15,08%	18,50%

As of 31 December 2022, the calculated employment termination obligation amount is TL 82.072 (31 December 2021: TL 33.824). For the period ended 31 December 2022, the Bank also allocated provisions for vacation pay liabilities relating to prior periods amounting to TL 43.936 (31 December 2021 TL 18.002).

The Bank has set aside a provision for 2023 in the amount of 54.394 TL (31 December 2021: 48.477 TL) based on the success premium to be paid in the 2024 period, and 90.614 TL (31 December 2021: 39.626) TL for the dividend to be paid to the personnel in 2024 from the profit of 2023.

XVIII. Explanations on taxation

According to Act number 3332 and article 4/b of Act number 3659, dated 25 March 1987 and 26 September 1990, respectively, the Bank is exempt from Corporate Tax. Due to the 3rd Article of the same act; the above mentioned exemption became valid from 1 January 1988. In accordance with clause 9 of the Provisional Article 1 of Corporate Tax Law No. 5520, which states “The provision of Article 35 shall not apply to exemptions, allowances and deductions included in other laws in relation to Corporation Tax prior to the effective date of the Law No. 5520”, the exemption from Corporation Tax continues. Accordingly, deferred tax asset or liability is not recognized in these financial statements.

Pursuant to the Law No. 7341 published in the Official Gazette No. 31651 on November 6, 2021, the Bank's buyer or exporter loans for export financing, the guarantees given by the exporters for the loans to be obtained from domestic and foreign banks and financial institutions for the purpose of financing exports, and to encourage exporters to sell goods and services. The money received in favor of the export credit insurances he has made and the financing of the financial leasing transactions to be made abroad and the guarantees given in this context are exempt from the bank and insurance transactions tax.

TÜRKİYE İHRACAT KREDİ BANKASI A.Ş.
NOTES TO THE UNCONSOLIDATED FINANCIAL STATEMENTS
AS AT 31 DECEMBER 2022

(Amounts expressed in thousands of Turkish Lira (TL) unless otherwise stated.)

SECTION THREE (Continued)

ACCOUNTING POLICIES (Continued)

XIX. Additional explanations on borrowings

Derivative instruments are measured at their fair values and other financial liabilities including debt securities issued are measured at “Amortized cost” using the “Effective interest method”.

The Bank has issued four bonds.

- In October 2016, the Bank issued a bond with a maturity of seven years and a fixed rate of 5,375% amounting to USD 500 million (TL 9.294.350).
- In May 2018, the Bank issued a bond with a maturity of six years and a fixed rate of 6,125% amounting to USD 500 million (TL 9.294.350).
- In January 2019, the Bank issued a bond with a maturity of five years and a fixed rate of 8,250% amounting to USD 500 million (TL 9.294.350).
- In June 2021, the Bank issued a bond with a maturity of five years and a fixed rate of 5,750% amounting to USD 750 million (TL 13.941.525).

Also the Bank has applied hedge accounting relating to the measurement of derivative financial instruments for its securities issued stated above, and has recognized the amounts calculated in this context.

In September 2018, the Bank issued a domestic subordinated debt instrument amounting TL 2.901.759 with a maturity of ten years with an early redeem option after fifth year of the date of issue.

In April 2019, the Bank issued Tier II capital amounting EUR 150 million (TL 2.968.425) with an early redeem option after fifth year of the date of issue.

XX. Explanations on issuance of share certificates

As the Bank’s total paid-in capital is owned by the Ministry of Treasury and Finance, there is no cost related to share issuance. The dividend distribution in the Bank is made by the decision of the General Assembly. Dividend distribution for 2021 was carried out in 2022 by the decision of the General Assembly.

XXI. Explanations on avalized drafts and acceptances

The Bank keeps its guarantee bills and acceptances in the off-balance liabilities.

XXII. Explanations on government grants

The Bank benefits from the government incentive provided by the Ministry of Trade as of 31 December 2022. In accordance with the decision of the Ministry of Economy Money-Credit and Coordination Board dated 2016/8, the interest expense of bank which is corresponding with difference between the bank interest rate and reference commercial interest rate is supported on investment good through exports medium-long-term buyer’s loans. These incentives are recognized by adopting an income approach in accordance with TAS 20 “Accounting for Government Grants and Disclosure of Government Assistance”.

XXIII. Explanations on segment reporting

The Bank emphasizes the scope of business method for segment reporting by considering the Bank’s main source and characteristics of risks and earnings. The Bank’s activities mainly concentrate on corporate and investment banking.

XXIV. Explanations on other issues

The Bank does not accept deposits. The Bank has been mandated to export loan operations, export loan insurance and export grants. On the other hand, the Bank also performs domestic and foreign currency money, capital and FX market operations within the context of Treasury operations.

The Bank engages in derivative transactions, currency and interest rate swaps, forward and option transactions and obtains funds by means of syndicated loans, subordinated loans, bond issuance and bank borrowings.

TÜRKİYE İHRACAT KREDİ BANKASI A.Ş.
NOTES TO THE UNCONSOLIDATED FINANCIAL STATEMENTS
AS AT 31 DECEMBER 2022

(Amounts expressed in thousands of Turkish Lira (TL) unless otherwise stated.)

SECTION FOUR

INFORMATION RELATED TO FINANCIAL POSITION AND RISK MANAGEMENT OF THE BANK

I. Information about shareholders' equity items

Equity amount and capital adequacy standard ratio are calculated within the framework of "Regulation on Banks' Equity" and "Regulation on Measurement and Evaluation of Capital Adequacy of Banks" and in addition to these, BRSA regulations dated 28 April 2022 and numbered 10188.

As of 31 December 2022, the Bank has realized the amount subject to credit risk in the legal capital adequacy ratio calculations by using the Central Bank's foreign exchange buying rates as of 31 December 2022.

Equity amount and capital adequacy standard ratio are calculated within the framework of "Regulation on Banks' Equity" and "Regulation on Measurement and Evaluation of Capital Adequacy of Banks". The Bank's current period equity amount calculated as of 31 December 2022 is 30.144.511 TL (31 December 2021: 20.220.839 TL), and the capital adequacy standard ratio is 20.94% (31 December 2021: 18.02%).

	Current Period Amount	Amount as per the regulation before 1/1/2014 ^(*)
COMMON EQUITY TIER I CAPITAL	23.698.930	
Paid-in Capital to be Entitled for Compensation after All Creditors	13.800.000	
Share Premium	-	
Reserves	3.680.265	
Other Comprehensive Income according to Turkish Accounting Standards ("TAS")	272.517	
Profit	6.232.480	
Net Current Period Profit	6.232.480	
Prior Period Profit	-	
Bonus Shares from Associates, Affiliates and Joint-Ventures not Accounted in Current Period's Profit	1.227	
Common Equity Tier I Capital Before Deductions	23.986.489	
Deductions from Common Equity Tier I Capital	287.560	
Valuation adjustments calculated as per the article 9. (i) of the Regulation on Bank Capital	-	
Current and Prior Periods' Losses not Covered by Reserves, and Losses Accounted under Equity according to TAS (-)	186.857	
Leasehold Improvements on Operational Leases (-)	620	
Goodwill Netted with Deferred Tax Liabilities	-	
Other Intangible Assets Netted with Deferred Tax Liabilities Except Mortgage Servicing Rights	51.087	
Deferred tax assets that rely on future profitability excluding those arising from temporary differences (net of related tax liability)	-	
Differences arise when assets and liabilities not held at fair value, are subjected to cash flow hedge accounting	-	
Total credit losses that exceed total expected loss calculated according to the Regulation on Calculation of Credit Risk by Internal Ratings Based Approach	-	
Securitization gains	-	
Unrealized gains and losses from changes in bank's liabilities' fair values due to changes in creditworthiness	-	
Net amount of defined benefit plans	48.996	
Direct and Indirect Investments of the Bank on its own Tier I Capital (-)	-	
Shares Obtained against Article 56, Paragraph 4 of the Banking Law (-)	-	
Total of Net Long Positions of the Investments in Equity Items of Unconsolidated Banks and Financial Institutions where the Bank Owns 10% or less of the Issued Share Capital Exceeding the 10% Threshold of above Tier I Capital (-)	-	
Total of Net Long Positions of the Investments in Core Capital Items of Unconsolidated Banks and Financial Institutions where the Bank Owns 10% or more of the Issued Share Capital Exceeding the 10% Threshold of above Tier I Capital (-)	-	

TÜRKİYE İHRACAT KREDİ BANKASI A.Ş.
NOTES TO THE UNCONSOLIDATED FINANCIAL STATEMENTS
AS AT 31 DECEMBER 2022

(Amounts expressed in thousands of Turkish Lira (TL) unless otherwise stated.)

SECTION FOUR (Continued)

INFORMATION RELATED TO FINANCIAL POSITION AND RISK MANAGEMENT OF THE BANK (Continued)

I. Information about shareholders' equity items (Continued)

	Current Period Amount	Amount as per the regulation before 1/1/2014 ^(*)
Mortgage Servicing Rights Exceeding the 10% Threshold of Tier I Capital	-	
Net Deferred Tax Assets arising from Temporary Differences Exceeding the 10% Threshold of Tier I Capital (-)	-	
Amount Exceeding the 15% Threshold of Tier I Capital as per the Article 2, Clause 2 of the Regulation on Measurement and Assessment of Capital Adequacy Ratios of Banks (-)	-	
Exceeding Portion of Net Long Position of the Investments in Equity Items of Unconsolidated Banks and Financial Institutions where the Bank Owns 10% or more of the Issued Share Capital not deducted from Tier I Capital (-)	-	
Mortgage Servicing Rights not deducted (-)	-	
Excess Amount arising from Deferred Tax Assets from Temporary Differences (-)	-	
Other items to be Defined by the BRSA (-)	-	
Deductions from Tier I Capital in cases where there are no adequate Additional Tier I or Tier II Capitals (-)	-	
Total Deductions from Common Equity Tier I Capital	287.560	
Total Common Equity Tier I Capital	23.698.929	
ADDITIONAL TIER I CAPITAL	2.968.425	
Preferred Stock not Included in Common Equity Tier I Capital and the Related Share Premiums	-	
Debt Instruments and the Related Issuance Premiums Defined by the BRSA	2.968.425	
Debt Instruments and the Related Issuance Premiums Defined by the BRSA (Covered by Temporary Article 4)	-	
Additional Tier I Capital before Deductions	2.968.425	
Deductions from Additional Tier 1 Capital	-	
Direct and Indirect Investments of the Bank on its own Additional Core Capital (-)	-	
Investments in Equity Instruments Issued by Banks or Financial Institutions Invested in Bank's Additional Tier I Capital and Having Conditions Stated in the Article 7 of the Regulation	-	
Total of Net Long Positions of the Investments in Equity Items of Unconsolidated Banks and Financial Institutions where the Bank owns 10% or less of the Issued Share Capital Exceeding the 10% Threshold of above Tier 1 Capital (-)	-	
The Total of Net Long Position of the Direct or Indirect Investments in Additional Tier 1 Capital of Unconsolidated Banks and Financial Institutions where the Bank owns more than 10% of the Issued Share Capital (-)	-	
Other items to be defined by the BRSA (-)	-	
Items to be Deducted from Tier 1 Capital during the Transition Period	-	

TÜRKİYE İHRACAT KREDİ BANKASI A.Ş.
NOTES TO THE UNCONSOLIDATED FINANCIAL STATEMENTS
AS AT 31 DECEMBER 2022

(Amounts expressed in thousands of Turkish Lira (TL) unless otherwise stated.)

SECTION FOUR (Continued)

INFORMATION RELATED TO FINANCIAL POSITION AND RISK MANAGEMENT OF THE BANK (Continued)

I. Information about shareholders' equity items (Continued)

	Current Period Amount	Amount as per the regulation before 1/1/2014 ^(*)
Goodwill and Other Intangible Assets and Related Deferred Taxes not deducted from Tier I Capital as per the Temporary Article 2, Clause 1 of the Regulation on Measurement and Evaluation of Capital Adequacy of Banks (-)	-	
Goodwill and other intangible assets and related deferred tax liabilities which will not deducted from Common Equity Tier I capital for the purposes of the first sub-paragraph of the Provisional Article 2 of the Regulation on Banks' Own Funds (-)	-	
Deductions to be made from common equity in the case that adequate Additional Tier I Capital or Tier II Capital is not available (-)	-	
Total Deductions from Additional Tier I Capital	-	
Total Additional Tier I Capital	2.968.425	
Total Tier I Capital (Tier I Capital= Common Equity Tier I Capital + Additional Tier I Capital)	26.667.354	
TIER II CAPITAL	3.477.156	
Debt Instruments and the Related Issuance Premiums Defined by the BRSA	2.901.759	
Debt Instruments and the Related Issuance Premiums Defined by the BRSA (Covered by Temporary Article 4)	-	
Provisions (Amounts explained in the first paragraph of the article 8 of the Regulation on Bank Capital)	575.397	
Total Deductions from Tier II Capital	3.477.156	
Deductions from Tier II Capital	-	
Direct and Indirect Investments of the Bank on its own Tier II Capital (-)	-	
Investments in Equity Instruments Issued by Banks and Financial Institutions Invested in Bank's Tier II Capital and Having Conditions Stated in the Article 8 of the Regulation	-	
Total of Net Long Positions of the Investments in Equity Items of Unconsolidated Banks and Financial Institutions where the Bank Owns 10% or less of the Issued Share Capital Exceeding the 10% Threshold of above Tier I Capital (-)	-	
Total of Net Long Positions of the Investments in Equity Items of Unconsolidated Banks and Financial Institutions where the Bank Owns 10% or more of the Issued Share Capital Exceeding the 10% Threshold of above Tier I Capital (-)	-	
Other items to be defined by the BRSA (-)	-	
Total Deductions from Tier II Capital	-	
Total Tier II Capital	3.477.156	
Total Equity (Total Tier I and Tier II Capital)	30.144.510	
The sum of Tier I Capital and Tier II Capital (Total Capital)	30.144.510	
Loans Granted against the Articles 50 and 51 of the Banking Law (-)	-	
Net Book Values of Movables and Immovable's Exceeding the Limit Defined in the Article 57, Clause 1 of the Banking Law and the Assets Acquired against Overdue Receivables and Held for Sale but Retained more than Five Years (-)	-	
Other items to be Defined by the BRSA (-)	-	
Items to be Deducted from the Sum of Tier I and Tier II Capital (Capital) During the Transition Period	-	
Portion of the total of net long positions of investments made in Common Equity items of banks and financial institutions outside the scope of consolidation where the Bank owns 10% or less of the issued common share capital exceeding 10% of Common Equity of the Bank not to be deducted from the Common Equity, Additional Tier I Capital, Tier II Capital as per the 1st clause of the Provisional Article 2 of the Regulation on the Equity of Banks. (-)	-	

TÜRKİYE İHRACAT KREDİ BANKASI A.Ş.
NOTES TO THE UNCONSOLIDATED FINANCIAL STATEMENTS
AS AT 31 DECEMBER 2022

(Amounts expressed in thousands of Turkish Lira (TL) unless otherwise stated.)

SECTION FOUR (Continued)

INFORMATION RELATED TO FINANCIAL POSITION AND RISK MANAGEMENT OF THE BANK (Continued)

I. Information about shareholders' equity items (Continued)

	Current Period Amount	Amount as per the regulation before 1/1/2014⁽⁹⁾
Portion of the total of net long positions of direct or indirect investments made in Additional Tier I and Tier II Capital items of banks and financial institutions outside the scope of consolidation where the Bank owns 10% or more of the issued common share capital exceeding 10% of Common Equity of the Bank not to be deducted from the Additional Tier I Capital and Tier II Capital as per the 1st clause of the Provisional Article 2 of the Regulation on the Equity of Banks. (-)	-	
Portion of the total of net long positions of investments made in Common Equity items of banks and financial institutions outside the scope of consolidation where the Bank owns 10% or more of the issued common share capital, deferred tax assets based on temporary differences and mortgage servicing rights not deducted from Common Equity as per the 1 st and 2nd Paragraph of the 2nd clause of the Provisional Article 2 of the Regulation on the Equity of Banks (-)	-	
CAPITAL	30.144.510	
Total Capital (Total of Tier I Capital and Tier II Capital)	30.144.510	
Total Risk Weighted Assets	143.948.477	
CAPITAL ADEQUACY RATIOS		
Common Equity Tier I Capital Ratio (%)	16,46	
Tier I Capital Ratio (%)	18,52	
Capital Adequacy Ratio (%)	20,94	
BUFFERS		
Bank-specific total Common Equity Tier I Capital Ratio	2,500	
Capital conservation buffer requirement (%)	2,500	
Bank systematic countercyclical buffer requirement (%)	-	
Systemically important bank buffer requirement (%)	-	
Additional Common Equity Tier I Capital Over Total Risk Weighted Assets Ratio Calculated According to the Article 4 of Capital Conservation and Counter-Cyclical Capital Buffers Regulation	11,96	
Amounts Lower Than Excesses as per Deduction Rules	239.442	
Remaining Total of Net Long Positions of the Investments in Equity Items of Unconsolidated Banks and Financial Institutions where the Bank Owns 10% or less of the Issued Share Capital	239.442	
Remaining Total of Net Long Positions of the Investments in Tier I Capital of Unconsolidated Banks and Financial Institutions where the Bank Owns more than 10% or less of the Issued Share Capital	-	
Remaining Mortgage Servicing Rights	-	
Net Deferred Tax Assets arising from Temporary Differences	-	
Limits for Provisions Used in Tier II Capital Calculation		
General Loan Provisions for Exposures in Standard Approach (before limit of one hundred and twenty five per ten thousand)	575.397	
General Loan Provisions for Exposures in Standard Approach Limited by 1.25% of Risk Weighted Assets	575.397	
Total Loan Provision that Exceeds Total Expected Loss Calculated According to Communiqué on Calculation of Credit Risk by Internal Ratings Based Approach	-	
Total Loan Provision that Exceeds Total Expected Loss Calculated According to Communiqué on Calculation of Credit Risk by Internal Ratings Based Approach, Limited by 0.6% Risk Weighted Assets	-	
Debt Instruments Covered by Temporary Article 4 (effective between 1 January 2018-1 January 2022)	-	
Upper Limit for Additional Tier I Capital Items subject to Temporary Article 4	-	
Amount of Additional Tier I Capital Items Subject to Temporary Article 4 that Exceeds Upper Limit	-	
Upper Limit for Additional Tier II Capital Items subject to Temporary Article 4	-	
Amount of Additional Tier II Capital Items Subject to Temporary Article 4 that Exceeds Upper Limit	-	

TÜRKİYE İHRACAT KREDİ BANKASI A.Ş.
NOTES TO THE UNCONSOLIDATED FINANCIAL STATEMENTS
AS AT 31 DECEMBER 2022

(Amounts expressed in thousands of Turkish Lira (TL) unless otherwise stated.)

SECTION FOUR (Continued)

INFORMATION RELATED TO FINANCIAL POSITION AND RISK MANAGEMENT OF THE BANK (Continued)

I. Information about shareholders' equity items (Continued)

	Prior Period	Amounts related to treatment before 1/1/2014 (*)
COMMON EQUITY TIER I CAPITAL	14.537.243	
Paid in Capital to be Entitled for compensation after all Creditors	10.800.000	
Share Premium	-	
Legal Reserves	573.748	
Other Comprehensive Income according to TAS	178.960	
Profit	3.106.517	
Net Current Period Profit	3.106.517	
Prior Years' Profit	-	
Bonus shares from Associates, Subsidiaries and Joint-Ventures not Accounted in Current Period's Profit	-	
Common Equity Tier I Capital Before Deductions	14.659.225	
Deductions From Common Equity Tier I Capital	121.982	
Common Equity as per the 1st clause of Provisional Article 9 of the Regulation on the Equity of Banks	-	
Current and Prior Periods' Losses not Covered by Reserves, and Losses Accounted under Equity according to TAS	98.662	
Leasehold Improvements on Operational Leases	317	
Goodwill and Intangible Assets and Related Deferred Tax Liabilities	-	
Other intangibles other than mortgage-servicing rights (net of related tax liability)	12.754	
Deferred tax assets that rely on future profitability excluding those arising from temporary differences (net of related tax liability)	-	
Differences not recognized at the fair value of assets and liabilities subject to hedge of cash flow risk	-	
Communiqué Related to Principles of the amount credit risk calculated with the Internal Ratings Based Approach, total expected loss amount exceeds the total provision	-	
Gains arising from securitization transactions	-	
Unrealized gains and losses due to changes in own credit risk on fair valued liabilities	-	
Net defined benefit plan assets	10.249	
Investments in own common equity	-	
Shares obtained against Article 56, Paragraph 4 of the Banking Law	-	
Total of Net Long Positions of the Investments in Equity Items of Unconsolidated Banks and Financial institutions where the Banks does not own 10% or less of the Issued share Capital Exceeding the 10% Threshold of above Tier 1 Capital	-	
Total of Net Long Positions of the Investments in Equity Items of Unconsolidated Banks and Financial institutions where the Banks does not own 10% or less of the Issued share Capital Exceeding the 10% Threshold of above Tier 1 Capital	-	

TÜRKİYE İHRACAT KREDİ BANKASI A.Ş.
NOTES TO THE UNCONSOLIDATED FINANCIAL STATEMENTS
AS AT 31 DECEMBER 2022

(Amounts expressed in thousands of Turkish Lira (TL) unless otherwise stated.)

SECTION FOUR (Continued)

INFORMATION RELATED TO FINANCIAL POSITION AND RISK MANAGEMENT OF THE BANK (Continued)

I. Information about shareholders' equity items (Continued)

	Prior Period	Amounts related to treatment before 1/1/2014 (*)
Mortgage Servicing Rights Exceeding the 10% Threshold of Tier I Capital	-	
Net Deferred tax Assets arising from Temporary Differences Exceeding the 10% Threshold of Tier I Capital	-	
Amount Exceeding the 15% Threshold of Tier 1 Capital as per the Article 2, Clause 2 of the Regulation on Measurement and Assessment of Capital Adequacy Ratios of Banks	-	
The Portion of Net Portion of the Investments in Equity of Unconsolidated Banks and Financial Institutions where the Bank own 10% or more of the Issues Share Capital Not Deducted from Tier I Capital	-	
Mortgage Servicing Rights not deductions	-	
Excess Amount arising from Deferred Tax Assets from Temporary Differences	-	
Other Items to be Defined by the BRSA	-	
Deductions from Tier 1 Capital in cases where there are no adequate Additional Tier 1 or Tier II Capitals	-	
Total Deductions from Common Equity Tier I Capital	121.982	
Total Common Equity Tier I Capital	14.537.243	
ADDITIONAL TIER I CAPITAL	2.235.705	
Preferred Stock not Included in Tier I Capital and the related Share Premiums	-	
Debt Instruments and the Related Issuance Premiums Defined by the BRSA	2.235.705	
Debt Instruments and the Related Issuance Premiums Defined by the BRSA (Temporary Article 4)	-	
Additional Tier I Capital before Deductions	2.235.705	
Deductions from Additional Tier 1 Capital	-	
Direct and Indirect Investments of the Bank on its own Additional Core Capital	-	
Investments of Bank to Banks that invest in Bank's additional equity and components of equity issued by financial institutions with compatible with Article 7.	-	
Total of Net Long Positions of the Investments in the Equity Items of Unconsolidated Banks and Financial Institutions where the Bank own 10% or less of the Issued Share Capital Exceeding the 10% Threshold of above Tier I Capital	-	
Total of Net Long Positions of the Direct and Indirect Investments in Additional Tier I Capital of Unconsolidated Banks of Financial Institutions where the Banks owns more than 10% of the Issued Share Capital	-	
Other Items to be Defined by the BRSA	-	
Items to be Deducted from Tier 1 Capital during the Transition Period	-	

TÜRKİYE İHRACAT KREDİ BANKASI A.Ş.
NOTES TO THE UNCONSOLIDATED FINANCIAL STATEMENTS
AS AT 31 DECEMBER 2022

(Amounts expressed in thousands of Turkish Lira (TL) unless otherwise stated.)

SECTION FOUR (Continued)

INFORMATION RELATED TO FINANCIAL POSITION AND RISK MANAGEMENT OF THE BANK (Continued)

I. Information about shareholders' equity items (Continued)

	Prior Period	Amounts related to treatment before 1/1/2014 ^(*)
Goodwill and other Intangible Assets and Related Deferred taxes not deducted from Tier I Capital as per the Temporary Article 2, Clause 1 of the Regulation on Measurement and Assessment of Capital Adequacy Ratios of Banks	-	
Net Deferred Tax Assets/Liabilities not deducted from Tier I Capital as per the Temporary Article 2, Clause 1 of the Regulation on Measurement and Assessment of Capital Adequacy Ratios of Banks	-	
Deductions from Additional Core Capital in cases where there are no adequate Tier II Capital		
Total Deductions from Additional Tier I Capital	-	
Total Additional Tier I Capital	2.235.705	
Total Tier I Capital (Tier I Capital= Common Equity Tier I Capital + Additional Tier I Capital)	16.772.948	
TIER II CAPITAL	3.447.891	
Debts Instruments and the Related Issuance Premiums Defined by the BRSA	2.901.759	
Debts Instruments and the Related Issuance Premiums Defined by the BRSA (Temporary Article 4)	-	
General Provisions (Amounts stated in the first paragraph of article 8 of the Regulation on Equities of Banks)	546.132	
Total Deductions from Tier II Capital	3.447.891	
Deductions from Tier II Capital	-	
Direct and Indirect Investments of the Bank on its own Tier II Capital (-)	-	
Investments of Bank to Banks that invest on Bank's Tier 2 and components of equity issued by financial institutions with the conditions declared in Article 8	-	
Total of Net Long Positions of the Investments in Equity Items of Unconsolidated Banks and Financial Institutions where the Bank own 10% or less of the Issued Share Capital Exceeding the 10% Threshold of above Tier I Capital (-)	-	
Total of Net Long Positions of the Investments in Equity Items of Unconsolidated Banks and Financial Institutions where the Bank own 10% or more of the Issued Share Capital Exceeding the 10% Threshold of above Tier I Capital (-)	-	
Other Items to be Defined by the BRSA (-)	-	
Total Deductions from Tier II Capital	-	
Total Tier II Capital	3.447.891	
Total Equity (Total Tier I and Tier II Capital)	20.220.839	
The sum of Tier I Capital and Tier II Capital (Total Capital)	20.220.839	
Loans Granted against the Article 50 and 51 of the Banking Law	-	
Net Book Values of Movables and Immovables Exceeding the Limit Defined in the Article 57, Clause 1 of the Banking Law and the Assets Acquired against Overdue Receivables and Held for sale but Retained more than Five Years	-	
Other Items to be Defined by the BRSA	-	
Items to be Deducted from the Sum of Tier I and Tier II Capital (Capital) During the Transition Period	-	
Portion of the total of net long positions of investments made in Common Equity items of banks and financial institutions outside the scope of consolidation where the Bank owns 10% or less of the issued common share capital exceeding 10% of Common Equity of the Bank not to be deducted from the Common Equity, Additional Tier I Capital, Tier II Capital as per the 1st clause of the Provisional Article 2 of the Regulation on the Equity of Banks. (-)	-	

TÜRKİYE İHRACAT KREDİ BANKASI A.Ş.
NOTES TO THE UNCONSOLIDATED FINANCIAL STATEMENTS
AS AT 31 DECEMBER 2022

(Amounts expressed in thousands of Turkish Lira (TL) unless otherwise stated.)

SECTION FOUR (Continued)

INFORMATION RELATED TO FINANCIAL POSITION AND RISK MANAGEMENT OF THE BANK (Continued)

I. Information about shareholders' equity items (Continued)

	Prior Period	Amounts related to treatment before 1/1/2014 (*)
Portion of the total of net long positions of direct or indirect investments made in Additional Tier I and Tier II Capital items of banks and financial institutions outside the scope of consolidation where the Bank owns 10% or more of the issued common share capital exceeding 10% of Common Equity of the Bank not to be deducted from the Additional Tier I Capital and Tier II Capital as per the 1st clause of the Provisional Article 2 of the Regulation on the Equity of Banks. (-)	-	
Portion of the total of net long positions of investments made in Common Equity items of banks and financial institutions outside the scope of consolidation where the Bank owns 10% or more of the issued common share capital, deferred tax assets based on temporary differences and mortgage servicing rights not deducted from Common Equity as per the 1 st and 2 nd Paragraph of the 2 nd clause of the Provisional Article 2 of the Regulation on the Equity of Banks (-)	-	
CAPITAL	20.220.839	
Total capital	20.220.839	
Total risk weighted items	112.236.560	
CAPITAL ADEQUACY RATIOS		
Core Capital Adequacy Ratio (%)	12,95	
Tier I Capital Adequacy Ratio (%)	14,94	
Capital Adequacy Standard Ratio (%)	18,02	
BUFFERS		
Total buffer requirement	2,500	
Capital conservation buffer requirement (%)	2,500	
Bank specific countercyclical buffer requirement (%)	-	
Systemically important bank buffer requirement (%)	-	
The ratio of Additional Common Equity Tier 1 capital which will be calculated by the first paragraph of the Article 4 of Regulation on Capital Conservation and Countercyclical Capital buffers to Risk Weighted Assets (%)	8,45	
Amounts Lower than Excesses as per Deduction Rules	117.530	
Remaining Total of the Net Long Positions of the Investments in Equity Items of Unconsolidated Banks and Financial Institutions where the Bank owns 10% or less of the Issued Share Capital	117.530	
Remaining Total of the Net Long Positions of the Investments in Equity Items of Unconsolidated Banks and Financial Institutions where the Bank owns 10% or more of the Issued Share Capital	-	
Remaining Mortgage Servicing Rights	-	
Net Deferred Tax Assets arising from Temporary Differences	-	
Limits related to provisions considered in Tier II calculation		
General provisions for standard based receivables (before tenthousandtwentyfive limitation)	546.132	
Up to 1,25% of total risk-weighted amount of general reserves for receivables where the standard approach used	546.132	
Excess amount of total provision amount to credit risk Amount of the Internal Ratings Based Approach in accordance with the Communiqué on the Calculation	-	
Excess amount of total provision amount to 0,6% of risk weighted receivables of credit risk Amount of the Internal Ratings Based Approach in accordance with the Communiqué on the Calculation	-	
Debt instruments subjected to Article 4 (to be implemented between 1 January 2018 and 1 January 2022)		
Upper limit for Additional Tier I Capital subjected to temporary Article 4	-	
Amounts Excess the Limits of Additional Tier I Capital subjected to temporary Article 4	-	
Upper limit for Additional Tier II Capital subjected to temporary Article 4	-	
Amounts Excess the Limits of Additional Tier II Capital subjected to temporary Article 4	-	
Portion of the total of net long positions of direct or indirect investments made in Additional Tier I and Tier II Capital items of banks and financial institutions outside the scope of consolidation where the Bank owns 10% or more of the issued common share capital exceeding 10% of Common Equity of the Bank not to be deducted from the Additional Tier I Capital and Tier II Capital as per the 1st clause of the Provisional Article 2 of the Regulation on the Equity of Banks. (-)	-	

TÜRKİYE İHRACAT KREDİ BANKASI A.Ş.
NOTES TO THE UNCONSOLIDATED FINANCIAL STATEMENTS
AS AT 31 DECEMBER 2022

(Amounts expressed in thousands of Turkish Lira (TL) unless otherwise stated.)

SECTION FOUR (Continued)

INFORMATION RELATED TO FINANCIAL POSITION AND RISK MANAGEMENT OF THE BANK (Continued)

I. Information about shareholders' equity items (Continued)

Information about the instruments to be included in the capital adequacy calculation:	
Issuer	Türkiye İhracat Kredi Bankası AŞ
Instrument code (CUSIP, ISIN etc.)	TRSEXIM92818
Legislation to which the instrument is subject to	BRSA ve CMB Legislation
Estimated status in equity calculation	
Since 1 January 2015, being subjected to consideration by reducing it by 10%	No
Eligible at unconsolidated / consolidated	Consolidated and unconsolidated basis is taken into account.
Type of instrument	Private Sector Bond
Amount considered in equity calculation (As of the latest reporting date – TL Million)	2.902
Nominal value of the instrument (TL Million)	2.902
Account number in trial balance	3460110
Date of issue of the instrument	27 September 2018
The maturity structure of the instrument (Demand / Forward)	Forward
Starting maturity of the instrument	27 September 2018
Whether the issuer has the right of reimbursement due to BRSA approval	Has an early redemption option at the end of the fifth year
Reimbursement option date, contingent repayment options and refundable amount	The Bank will be able to use the early redemption option based on BRSA approval, five years after the date of issue.
Subsequent reimbursement option dates	-
Interest/dividend payments	
Fixed or variable interest/dividend payments	Fixed Coupon
Interest rate and index value for interest rate	12,5449%
Whether there are any restrictions that stop the payment of dividends	None.
Fully optional, partially optional or mandatory	None.
Whether there is an element that will encourage repayment, such as increase in the interest rate	None.
Being cumulative or noncumulative	None.
The ability to be converted into shares	
Triggering events / events that can cause a conversion if converted to a stock	None.
Full or partial conversion if convertible	None.
If convertible, conversion rate	None.
If convertible, mandatory convertible or optionally convertible	None.
Convertible instrument types if converted to stock	None.
Issuer of the debt instrument to be converted if it can be converted into a stock	None.
Value reduction feature	
Trigger events / events that will cause a reduction if it has a value reduction feature	None.
Total or partial value reduction if value reduction is available	None.
Temporary or permanent if it has a value reduction feature	None.
Value increment if the value can be temporarily reduced	None.
In which order in terms of the right to take in the case of liquidation (Instrument just above this instrument)	After borrowings before additional Tier-1 capital
Whether subject to requirements of Articles 7 and 8 of the Regulation on Equity of Banks	It has the requirements of article 8 of the Regulation.
Define if subject to requirements of Articles 7 and 8 of the Regulation on Equity of Banks	It does not have the requirements of article 7 of the Regulation.

TÜRKİYE İHRACAT KREDİ BANKASI A.Ş.
NOTES TO THE UNCONSOLIDATED FINANCIAL STATEMENTS
AS AT 31 DECEMBER 2022

(Amounts expressed in thousands of Turkish Lira (TL) unless otherwise stated.)

SECTION FOUR (Continued)

INFORMATION RELATED TO FINANCIAL POSITION AND RISK MANAGEMENT OF THE BANK (Continued)

I. Information about shareholders' equity items (Continued)

Information about the instruments to be included in the capital adequacy calculation:	
Issuer	Türkiye İhracat Kredi Bankası A.Ş.
Instrument code (CUSIP, ISIN etc.)	-
Legislation to which the instrument is subject to	BRSA Legislation
Estimated status in equity calculation	
Since 1 January 2015, being subjected to consideration by reducing it by 10%	No
Eligible at unconsolidated / consolidated	Consolidated and unconsolidated basis is taken into account.
Type of instrument	Loan that can be Included in Additional Tier I Capital Calculation
Amount considered in equity calculation (As of the latest reporting date - Million TL)	2.968,4
Nominal value of the instrument (Million TL)	2.968,4
Account number in trial balance	34700010
Date of issue of the instrument	24 April 2019
The maturity structure of the instrument (Demand / Forward)	Forward
Starting maturity of the instrument	24 April 2019
Whether the issuer has the right of reimbursement due to BRSA approval	Has an early redemption option at the end of the fifth year
Reimbursement option date, contingent repayment options and refundable amount	The Bank will be able to use the early redemption option based on BRSA approval, five years after the date of issue.
Subsequent reimbursement option dates	-
Interest/dividend payments	
Fixed or variable interest/dividend payments	Fixed Coupon
Interest rate and index value for interest rate	4,61% (Compound)
Whether there are any restrictions that stop the payment of dividends	None.
Fully optional, partially optional or mandatory	None.
Whether there is an element that will encourage repayment, such as increase in the interest rate	None.
Being cumulative or noncumulative	None.
The ability to be converted into shares	
Triggering events / events that can cause a conversion if converted to a stock	None.
Full or partial conversion if convertible	None.
If convertible, conversion rate	None.
If convertible, mandatory convertible or optionally convertible	None.
Convertible instrument types if converted to stock	None.
Issuer of the debt instrument to be converted if it can be converted into a stock	None.
Value reduction feature	
Trigger events / events that will cause a reduction if it has a value reduction feature	Capital adequacy ratio or Consolidated Capital adequacy rate to fall below 5,125 percent
Total or partial value reduction if value reduction is available	Totally or partially
Temporary or permanent if it has a value reduction feature	Temporary
Value increment if the value can be temporarily reduced	None
In which order in terms of the right to take in the case of liquidation (Instrument just above this instrument)	After borrowings before additional Tier-1 capital
Whether subject to requirements of Articles 7 and 8 of the Regulation on Equity of Banks	It has the requirements of article 7 of the Regulation.
Define if subject to requirements of Articles 7 and 8 of the Regulation on Equity of Banks	It has the requirements of article 7 of the Regulation.

TÜRKİYE İHRACAT KREDİ BANKASI A.Ş.
NOTES TO THE UNCONSOLIDATED FINANCIAL STATEMENTS
AS AT 31 DECEMBER 2022

(Amounts expressed in thousands of Turkish Lira (TL) unless otherwise stated.)

SECTION FOUR (Continued)

INFORMATION RELATED TO FINANCIAL POSITION AND RISK MANAGEMENT OF THE BANK
(Continued)

II. Explanations on credit risk

As the Bank does not accept deposits, it is not subject to the provisions of Article 77 of the Banking Act No. 5411. However, the Bank applies general loan restrictions stated in the 54th article of the Banking Law.

Limit controls on the basis of the company and bank, financial statements provided for the related credits, profit and loss statements as the appendix of these statements, along with cash/non-cash guarantees given for the relevant transactions are regularly inspected by the Internal Control and Monitoring Unit. Credit ratings for the credits and other receivables are followed by the Risk Analysis and Evaluation Division together with the Credit and Risk Assessment Directorate.

In accordance with the collateral policy, domestic short, medium and long term loans are based on risk of bank.

The cash and non-cash domestic bank limits for the Bank's short, medium and long-term Turkish Lira and Foreign Currency loans are approved by the Board of Directors.

The Bank's Board of Directors authorized loan extensions to real and corporate persons in the scope of the Article 5 of the Regulation for Banks' Loan Transactions ("Loan Transactions Regulation") and these authorization levels were determined as restricted by loans made available with certain collateral mentioned in the Article 5 of the Loan Transactions Regulation.

The risk limits of the foreign country loans are determined by annual programs which are approved by the SCLGC within the foreign economic policy.

The fundamental collateral of the foreign country loans are the government guarantees of the counter country and the guarantees of banks that the Bank accepts as accredited.

The limit of a country is restricted by both the maximum limit that can be undertaken and the maximum amount that can be used annually which are determined by the Bank's Annual Program.

Each year, 60% of risks that emerge in the Short Term Export Insurance Program is transferred to international reinsurance companies under renewed agreements.

According to article 4/C of Act number 3332 that was appended by Act number 3659 and the Act number 4749 regarding the regulation of Public Financing and Debt Management dated 28 March 2002, the losses incurred by the Bank in its credit, guarantee and insurance transactions as a result of political risks are covered by the Turkish Ministry of Treasury and Finance.

The Bank reviews reports of OECD country risk groupings, reports of the members of the International Union of Credit (Berne - Union) and Investment Insurers, reports of independent credit rating institutions and the financial statements of the banks during the assessment and review of loans granted. At the same time, the Bank benefits from the reports prepared in-house related with the country loans and short-term country risk groupings.

Risks and limits of the banks and companies are monitored daily and weekly by the responsible departments.

The cash and non-cash limits of the Bank for transactions in terms of foreign currency and the other financial instruments are approved by the Board of Directors.

Business and geographic distribution of the loan risks run parallel with the export composition of Turkey and this is followed up by the Bank regularly.

Non-cash loans turned into cash loans are classified under follow-up accounts with the approval of the Loan Committee. Uncollected non-cash loans are subject to the same risk weights as cash loans and classified under the relevant follow-up accounts.

The Bank provides expected credit loss for loans and other receivables in accordance with TFRS 9.

TÜRKİYE İHRACAT KREDİ BANKASI A.Ş.
NOTES TO THE UNCONSOLIDATED FINANCIAL STATEMENTS
AS AT 31 DECEMBER 2022

(Amounts expressed in thousands of Turkish Lira (TL) unless otherwise stated.)

SECTION FOUR (Continued)

INFORMATION RELATED TO FINANCIAL POSITION AND RISK MANAGEMENT OF THE BANK (Continued)

II. Explanations on credit risk (Continued)

In accordance with article 4/C, which was added to the Law No. 3332 regulating the establishment of Türk Eximbank by the Law No. 3659, with the Article 10 of the Law on the Regulation of Public Finance and Debt Management numbered 4749, and pursuant to the Council of Ministers Decree No. 2009/15198, amended by the Council of Ministers Decision no 2013/5148; Receivables arising from the political risks of Turk Eximbank due to credit, insurance and guarantee activities and debts related to debt deferment are reported to the Ministry of Treasury and Finance by the end of September each year.

As of 31 December 2022, the Bank has restructured loans amounted 1.843.620 (31 December 2021: 2.481.032) from standard loans and loans under close monitoring and TL 10.765 (31 December 2021: TL 7.519) from non-performing loans which have been subject to changes in contract conditions.

Although the Bank has an exception of provision practices in accordance within the Article 21 entitled “Exceptions”, “Regulation on the Procedures and Principles for Determination of Classifications of Loans Provisions to be Set Aside (Regulation)” published in the Official Gazette no. 29750 and dated 22 June 2016 which says “specific and general provision rates for transactions made in accordance with Law No: 3332 dated 25 March 1987 are considered as zero percent”, the Bank calculates impairment and expected loss provision within the framework of TFRS 9.

The proportion of the Bank’s top 100 cash loan balances (whose risk belongs to the Bank) in total cash loans portfolio is 52% and 54% as of 31 December 2022 and 2021, respectively.

The proportion of the Bank’s top 200 cash loan balances (whose risk belongs to the Bank) in total cash loans portfolio is 62% and 68% as of 31 December 2022 and 2021, respectively.

The proportion of the Bank’s top 100 non-cash loan balances (whose risk belongs to the Bank) in total non-cash loans portfolio is 58% and 22% as of 31 December 2022 and 2021, respectively.

The proportion of the Bank’s top 200 non-cash loan balances (whose risk belongs to the Bank) in total non-cash loans portfolio is 70% and 28% as of 31 December 2022 and 2021, respectively.

As of 31 December 2022, the share of cash and non-cash receivable amounts belonging to its top 100 and 200 credit customers in the total cash and non-cash loans are 52% and 63%, respectively (31 December 2021: 51% and 64%).

The Bank grants loans only to corporate customers in line with its mandate and follows its credit portfolio under categories specified below:

	Current Period		Prior Period	
	Corporate	Personnel loans	Corporate	Personnel loans
Standard loans	302.913.980	19.129	284.543.261	13.324
Loans under close monitoring	2.031.106	-	3.008.715	-
Loans under follow-up	647.773	18	559.727	29
Gross	305.592.859	19.147	288.111.703	13.353
Expected credit loss	(772.037)	(18)	(649.925)	(47)
Net	304.820.822	19.129	287.461.778	13.306

As of 31 December 2022 and 31 December 2021, there is not any past due loans classified under standard loans and the details of the loans under close monitoring are as follows:

	Current Period	Prior Period
Past due up to 30 days	1.582.150	2.463.252
Past due 31-60 days	287.015	366.135
Past due 61-90 days	161.941	179.328
Total	2.031.106	3.008.715

TÜRKİYE İHRACAT KREDİ BANKASI A.Ş.
NOTES TO THE UNCONSOLIDATED FINANCIAL STATEMENTS
AS AT 31 DECEMBER 2022

(Amounts expressed in thousands of Turkish Lira (TL) unless otherwise stated.)

SECTION FOUR (Continued)

INFORMATION RELATED TO FINANCIAL POSITION AND RISK MANAGEMENT OF THE BANK
(Continued)

II. Explanations on credit risk (Continued)

Loan rating policy of the Bank

Risk evaluation of banks and other financial institution:

In the evaluation system of domestic banks and financial institutions, the CAMELS approach, which is a generally accepted analysis method, is adopted, and the BRSA and Basel regulations and TFRS 9 application are also covered by criteria and ratios. In the rating system, financial figures and ratios selected based on the financial statements of financial institutions prepared on a solo basis and the independent audit reports consisting of footnotes and explanations related to them are entered into the database. Financial ratios and selected basic sizes integrated into the database are aggregated on the basis of groups determined by considering the scales, fields of activity, partnership structures and status of financial institutions.

Weighted quantitative and qualitative criteria are used for rating domestic banks and financial institutions. While the quantitative criteria consist of the ratios related to the financial structure of banks and financial institutions (capital adequacy, asset quality, liquidity, profitability), the qualitative criteria include sector position, shareholding structure, sensitivity to market risks and expert opinion, as well as shadow variables. The weights of the criteria are determined by taking into account the risk factors that come to the fore in the sector.

Financial ratios, quantitative and qualitative criteria, which are calculated by taking into account the comprehensive audit reports of domestic banks and financial institutions published at the end of the year, are rated in the range of 1-10 (1 being the least risky, 10 being the highest risky). The final ratings of the banks are determined by weighting the ratings of the criteria with the coefficient of the relevant criteria.

As of 31 December 2022, loans granted by the Bank to domestic banks and other financial institutions amount to TL 16.978.194 (31 December 2021: TL 19.152.303). The concentration levels of the loans to Banks and other financial institutions in accordance with the defined financial analysis groups of the Bank are as follows:

			Current Period	Prior Period
			Concentration Level	Concentration Level
	Rating Groups	Rating Class	(%)	(%)
Low	A-B	1 – 6	90	87
Medium	C-D	6 – 8	9	12
High	E	8 - 10	1	1

The risk evaluation of companies:

In the risk evaluation of the companies, the Bank obtains financial and organizational information both from the companies and also from various sources (such as CBRT records, Trade Registry Gazette, Chamber of Trade records, information obtained from the Undersecretariat of Foreign Trade, Banks, companies operating in the same sector) and uses comprehensive investigation and verification methods. In addition to the analysis of last three year financial statements of companies, the Bank also analyzes the current status of the sectors in which the companies operate, economic and political changes affecting the target sectors in the international markets, the advantages and disadvantages of the companies compared to their rival companies operating in or outside Turkey. In case the company is a member of a group of companies not organized as holding companies, the developments that affect the group's operations are monitored and outstanding bank debts of group are also assessed and company analysis reports are prepared taking into account the group risk as well. The Bank does not utilize a separate rating system regarding the risk assessment of the companies.

TÜRKİYE İHRACAT KREDİ BANKASI A.Ş.
NOTES TO THE UNCONSOLIDATED FINANCIAL STATEMENTS
AS AT 31 DECEMBER 2022

(Amounts expressed in thousands of Turkish Lira (TL) unless otherwise stated.)

SECTION FOUR (Continued)

INFORMATION RELATED TO FINANCIAL POSITION AND RISK MANAGEMENT OF THE BANK (Continued)

II. Explanations on credit risk (Continued)

Miscellaneous Information by Major Sectors or Type of Counterparty

Key Sectors / Counterparties	Loans		Provisions
	Impaired (TFRS 9)		Expected Loss Provision
	Significant Increase in Credit Risk (Second Stage)	Default (Third Stage)	
Agriculture	-	101.557	101.557
Farming and Livestock	-	81.913	81.913
Forestry	-	19.644	19.644
Fishery	-	-	-
Manufacturing	1.318.466	298.975	301.671
Mining and Quarrying	-	-	-
Production	1.318.466	294.853	297.549
Electricity, Gas and Water	-	4.122	4.122
Construction	148.108	71.720	71.897
Services	551.881	147.878	147.990
Wholesale and Retail Trade	54.116	88.464	88.479
Hotel, Food and Beverage services	96.361	51.111	51.154
Transportation and Telecom	-	6.397	6.397
Financial Institutions	-	292	292
Real Estate and Rental Services	-	-	-
Self-employment Services	-	-	-
Educational Services	-	-	-
Health and Social Services	401.404	1.614	1.668
Other	12.651	27.661	27.669
Total	2.031.106	647.791	650.784

The Bank's maximum exposure to credit risk as of 31 December 2022 and 31 December 2021

	Current Period	Prior Period
Banks	6.025.168	5.851.411
Interbank money market placements	1.960.381	2.329.447
Loans to domestic banks and other financial institutions	16.978.194	19.152.303
Loans to foreign banks and other financial institutions	13.974.730	9.781.508
Loans to companies and individuals	274.659.082	259.191.245
Financial assets at fair value through other comprehensive income	2.325.386	1.391.467
Financial assets at fair value through profit or loss	253.714	178.275
Trading derivative financial assets	7.286	40.982
Financial assets measured at amortised cost	12.110.668	9.957.445
Other assets ^(*)	11.915.981	3.842.126
Credit risk exposures relating to off-balance sheet items:		
Financial guarantees	34.771.285	26.067.008
Commitments	-	-
Total	374.981.875	337.783.217

(*) Intangible assets and expected credit losses are not included.

TÜRKİYE İHRACAT KREDİ BANKASI A.Ş.
NOTES TO THE UNCONSOLIDATED FINANCIAL STATEMENTS
AS AT 31 DECEMBER 2022

(Amounts expressed in thousands of Turkish Lira (TL) unless otherwise stated.)

SECTION FOUR (Continued)

INFORMATION RELATED TO FINANCIAL POSITION AND RISK MANAGEMENT OF THE BANK (Continued)

II. Explanations on credit risk (Continued)

The Risk Profile According to Substantial Regions

		Risk Groups ^(*)																	
		Conditional or Unconditional Receivables from Central Administrations or Central Banks	Conditional or Unconditional Receivables from Regional Administrations or Local Administrations	Conditional or Unconditional Receivables from Administrative Units and Non-commercial Ventures	Conditional or Unconditional Receivables from Multi-lateral Development Banks	Conditional or Unconditional Receivables from International Organizations	Conditional or Unconditional Receivables from Banks and Intermediary Institutions	Conditional and Unconditional Corporate Receivables	Conditional and Unconditional Retail Receivables	Conditional and Unconditional Receivables Collateralized with Real Estate	Non-performing Receivables	Receivables determined to have high levels of risk by the Board	Securities with Mortgage Guarantees	Securitization Positions	Current Receivables from Banks and Intermediary Institutions and Current Corporate Receivables	Investments in the Nature of Collective Investment Organization	Shares	Other Receivables (net)	Total
	Current Period																		
1	Domestic	28.161.133	-	-	-	-	92.438.866	301.262.109	13.485.748	99.106	-	47.861	-	-	-	-	388.788	9.928.781	445.812.392
2	European Union Countries	-	-	-	-	-	582.585	9.867.026	1.147.408	-	-	-	-	-	-	-	-	-	11.597.019
3	OECD Countries	-	-	-	-	-	4.746	3.261.826	335.247	-	-	-	-	-	-	-	-	-	3.601.819
4	Offshore Banking Regions	-	-	-	-	-	-	343.012	25.117	-	-	-	-	-	-	-	-	-	368.129
5	USA, Canada	-	-	-	-	-	40.364	1.591.561	117.403	-	-	-	-	-	-	-	-	-	1.749.328
6	Other Countries	9.513.884	-	-	-	-	661.982	5.412.367	383.624	-	-	-	-	-	-	-	-	-	15.971.857
7	Affiliate, Subsidiary and Jointly Controlled Partnerships	-	-	-	-	-	-	-	-	-	-	-	-	-	-	-	-	-	-
8	Undistributed Assets/Liabilities	-	-	-	-	-	-	-	-	-	-	-	-	-	-	-	-	-	-
9	Total	37.675.017	-	-	-	-	93.728.543	321.737.901	15.494.547	99.106	-	47.861	-	-	-	-	388.788	9.928.781	479.100.544

(*) EU countries, OECD countries except USA and Canada

TÜRKİYE İHRACAT KREDİ BANKASI A.Ş.
NOTES TO THE UNCONSOLIDATED FINANCIAL STATEMENTS
AS AT 31 DECEMBER 2022

(Amounts expressed in thousands of Turkish Lira (TL) unless otherwise stated.)

SECTION FOUR (Continued)

INFORMATION RELATED TO FINANCIAL POSITION AND RISK MANAGEMENT OF THE BANK (Continued)

II. Explanations on credit risk (Continued)

The Risk Profile According to Substantial Regions

	Risk Groups ^(*)														Other Receivables (net)	Total		
	Conditional or Unconditional Receivables from Central Administrations or Central Banks	Conditional or Unconditional Receivables from Regional Administrations or Local Administrations	Conditional or Unconditional Receivables from Administrative Units and Non-commercial Ventures	Conditional or Unconditional Receivables from Multi-lateral Development Banks	Conditional or Unconditional Receivables from International Organizations	Conditional or Unconditional Receivables from Banks and Intermediary Institutions	Conditional and Unconditional Corporate Receivables	Conditional and Unconditional Retail Receivables	Conditional and Unconditional Receivables Collateralized with Real Estate	Non-performing Receivables	Receivables determined to have high levels of risk by the Board	Securities with Mortgage Guarantees	Securitization Positions	Current Receivables from Banks and Intermediary Institutions and Current Corporate Receivables			Investments in the Nature of Collective Investment Organization	Shares
Prior Period																		
1 Domestic	24.303.911	-	-	-	-	66.354.126	225.850.655	7.867.680	92.123	-	-	-	-	-	-	190.530	2.028.691	326.687.716
2 European Union Countries	-	-	-	-	-	713.117	6.439.661	953.887	-	-	-	-	-	-	-	-	-	8.106.665
3 OECD Countries	-	-	-	-	-	535	2.163.401	298.925	-	-	-	-	-	-	-	-	-	2.462.861
4 Offshore Banking Regions	-	-	-	-	-	-	232.633	21.614	-	-	-	-	-	-	-	-	-	254.247
5 USA, Canada	-	-	-	-	-	1.657.695	1.032.823	85.293	-	-	-	-	-	-	-	-	-	2.775.811
6 Other Countries	6.342.874	-	-	-	-	334.623	3.719.909	401.679	-	-	-	-	-	-	-	-	-	10.799.085
7 Affiliate, Subsidiary and Jointly Controlled Partnerships	-	-	-	-	-	-	-	-	-	-	-	-	-	-	-	-	-	-
8 Undistributed Assets/Liabilities	-	-	-	-	-	-	-	-	-	-	-	-	-	-	-	-	-	-
9 Total	30.646.785	-	-	-	-	69.060.096	239.439.082	9.629.078	92.123	-	-	-	-	-	-	190.530	2.028.691	351.086.385

^(*) EU countries, OECD countries except USA and Canada

TÜRKİYE İHRACAT KREDİ BANKASI A.Ş.
NOTES TO THE UNCONSOLIDATED FINANCIAL STATEMENTS
AS AT 31 DECEMBER 2022

(Amounts expressed in thousands of Turkish Lira (TL) unless otherwise stated.)

SECTION FOUR (Continued)

INFORMATION RELATED TO FINANCIAL POSITION AND RISK MANAGEMENT OF THE BANK (Continued)

II. Explanations on credit risk (Continued)

The Risk Profile According to Sector or Third Party

	Conditional or Unconditional Receivables from Central Administrations or Central Banks	Conditional or Unconditional Receivables from Regional Administrations or Local Administrations	Conditional or Unconditional Receivables from Administrative Units and Non-commercial Ventures	Conditional or Unconditional Receivables from Multi-lateral Development Banks	Conditional or Unconditional Receivables from International Organizations	Conditional or Unconditional Receivables from Banks and Intermediary Institutions	Conditional and Unconditional Corporate Receivables	Conditional and Unconditional Retail Receivables	Conditional and Unconditional Receivables Collateralized with Real Estate	Non-performing Receivables	Receivables determined to have high levels of risk by the Board	Securities with Mortgage Guarantees	Securitization Positions	Current Receivables from Banks and Intermediary Institutions and Current Corporate Receivables	Investments in the Nature of Collective Investment Organization	Shares	Other Receivables (net)	TL	FC	Total
I. Sectors and third parties	-	-	-	-	-	-	-	-	-	-	-	-	-	-	-	-	-	-	-	-
I.1 Agriculture	-	-	-	-	-	-	1.866.472	37.202.689	1.678.314	12.371	5.975	-	-	-	-	-	-	14.659.319	26.106.502	40.765.821
I.1.1 Farming and Livestock	-	-	-	-	-	-	1.348.966	26.887.723	1.212.979	8.941	4.318	-	-	-	-	-	-	10.594.818	18.868.109	29.462.927
I.2 Forestry	-	-	-	-	-	-	204.546	4.077.026	183.925	1.356	655	-	-	-	-	-	-	1.606.508	2.861.000	4.467.508
I.3 Fishery	-	-	-	-	-	-	312.960	6.257.940	281.410	2.074	1.002	-	-	-	-	-	-	2.457.993	4.377.393	6.835.386
D. Industry	-	-	-	-	-	-	7.191.131	143.334.269	6.466.198	47.664	23.019	-	-	-	-	-	-	56.479.327	100.582.954	157.062.281
D.1 Mining and Quarry Sector	-	-	-	-	-	-	-	-	-	-	-	-	-	-	-	-	-	-	-	-
D.2 Manufacturing Industry	-	-	-	-	-	-	6.939.690	138.322.524	6.240.105	45.997	22.214	-	-	-	-	-	-	54.504.503	97.066.027	151.570.530
D.3 Electric, Gas and Water	-	-	-	-	-	-	251.441	5.011.745	226.093	1.667	805	-	-	-	-	-	-	1.974.824	3.516.927	5.491.751
B. Construction	9.513.884	-	-	-	-	-	1.109.089	22.106.466	997.285	7.351	3.550	-	-	-	-	-	-	8.710.816	25.026.808	33.737.624
I. Services	-	-	-	-	-	-	71.188.338	72.705.849	3.279.959	24.178	11.676	-	-	-	-	388.788	-	37.491.831	110.106.957	147.598.788
I.1 Wholesale and retail trade	-	-	-	-	-	-	1.158.698	23.095.267	1.041.891	7.680	3.709	-	-	-	-	-	-	9.100.442	16.206.803	25.307.245
I.2 Hotel and Restaurant Services	-	-	-	-	-	-	-	-	-	-	-	-	-	-	-	-	-	-	-	-
I.3 Transportation and Communications	-	-	-	-	-	-	2.368.877	47.216.670	2.130.071	15.702	7.583	-	-	-	-	-	-	18.605.221	33.133.682	51.738.903
I.4 Financial institutions	-	-	-	-	-	-	67.540.660	-	-	-	-	-	-	-	-	388.788	-	8.842.873	59.086.575	67.929.448
I.5 Real Estate and Leasing Services	-	-	-	-	-	-	-	-	-	-	-	-	-	-	-	-	-	-	-	-
I.6 Professional Services	-	-	-	-	-	-	-	-	-	-	-	-	-	-	-	-	-	-	-	-
I.7 Training Services	-	-	-	-	-	-	-	-	-	-	-	-	-	-	-	-	-	-	-	-
I.8 Health and Social Services	-	-	-	-	-	-	120.103	2.393.912	107.997	796	384	-	-	-	-	-	-	943.295	1.679.897	2.623.192
S. Other	28.161.133	-	-	-	-	-	12.373.513	46.388.628	3.072.791	7.542	3.642	-	-	-	-	-	9.928.781	22.840.749	77.095.281	99.936.030
6 Total	37.675.017	-	-	-	-	-	93.728.543	321.737.901	15.494.547	99.106	47.861	-	-	-	-	388.788	9.928.781	140.182.042	338.918.502	479.100.544

TÜRKİYE İHRACAT KREDİ BANKASI A.Ş.
NOTES TO THE UNCONSOLIDATED FINANCIAL STATEMENTS
AS AT 31 DECEMBER 2022

(Amounts expressed in thousands of Turkish Lira (TL) unless otherwise stated.)

SECTION FOUR (Continued)

INFORMATION RELATED TO FINANCIAL POSITION AND RISK MANAGEMENT OF THE BANK
(Continued)

III. Explanations on credit risk (Continued)

Distribution of the Risks related to Maturity by Remaining Periods to Maturity

Risk Groups	Remaining Period to Maturity				
	1 month	1-3 months	3-6 months	6-12 months	More than 1 year
Conditional or Unconditional Receivables from Central Administrations or Central Banks	7.841.437	5.066.448	-	2.628.684	22.138.448
Conditional or Unconditional Receivables from Regional Administrations or Local Administrations	-	-	-	-	-
Conditional or Unconditional Receivables from Administrative Units and Non-commercial Ventures	-	-	-	-	-
Conditional or Unconditional Receivables from Multi-lateral Development Banks	-	-	-	-	-
Conditional or Unconditional Receivables from International Organizations	-	-	-	-	-
Conditional or Unconditional Receivables from Banks and Intermediary Institutions	69.625.734	7.171.762	3.442.440	6.730.032	6.758.575
Conditional and Unconditional Corporate Receivables	90.896.838	31.121.105	35.089.316	100.858.217	63.772.425
Conditional and Unconditional Retail Receivables	4.429.825	1.130.945	1.882.915	7.050.434	1.000.428
Conditional and Unconditional Receivables Guaranteed with Real Estate Mortgages	-	374	898	9.249	88.585
Non-performing Receivables (Net)	-	-	-	-	-
Receivables determined to have high levels of risk by the Board	-	-	-	34.022	13.839
Securities with Mortgage Guarantees	-	-	-	-	-
Securitization Positions	-	-	-	-	-
Current Receivables from Banks and Intermediary Institutions and Current Corporate Receivables	-	-	-	-	-
Investments in the Nature of Collective Investment Organization	-	-	-	-	-
Shares	388.788	-	-	-	-
Other Receivables(net)	9.928.781	-	-	-	-

There are not any credit rating company or export credit agency assigned.

Risk Amounts by Risk Weights

Risk Weight	%0	%2	%10	%20	%35	%50	%75	%100	%150	Mitigation in Shareholders' Equity
The amount before credit risk mitigation	159.578.597	1.560.970	-	8.431.081	-	10.759.862	6.425.028	137.378.858	14.288	287.560
The amount after credit risk mitigation	168.122.525	1.560.970	-	8.335.216	12.259	19.532.890	2.491.042	124.079.494	14.288	287.560

TÜRKİYE İHRACAT KREDİ BANKASI A.Ş.
NOTES TO THE UNCONSOLIDATED FINANCIAL STATEMENTS
AS AT 31 DECEMBER 2022

(Amounts expressed in thousands of Turkish Lira (TL) unless otherwise stated.)

SECTION FOUR (Continued)

INFORMATION RELATED TO FINANCIAL POSITION AND RISK MANAGEMENT OF THE BANK (Continued)

III. Explanations on currency risk

1. If the parent bank is subject to the exchange risk, the effects of such occurrence are estimated and the Board of Directors determines the limits regarding the positions monitored daily

The Bank's foreign exchange position is followed daily and the transactions are performed in accordance with the expectations in the market and within the limits determined by the Risk Management Principles approved by the Board of Directors of the Bank.

2. The scale of the hedging performed through hedge-oriented derivatives for debt instruments in foreign currency and net foreign currency investments

The basic principle for foreign currency assets and liabilities is to secure a balance between currency type, maturity and interest type. For this purpose, borrowing strategies are determined in accordance with the Bank's asset structure to the extent possible. When this determination is not possible, the Bank aims to change the asset structure or utilize derivative instruments such as swap, forward, option. The majority of the Bank's foreign currency assets are denominated in US Dollars and Euros, and their funding is realized in US Dollar and Euro borrowings.

	TL	USD	GBP	EURO	JPY	Total
TRADING DERIVATIVE FINANCIAL INSTRUMENTS	-	6.485.435	269.128	6.194.114	18.776	12.967.453
Forward Transactions	-	-	-	-	-	-
Forward Foreign Exchange Purchase Transactions	-	-	-	-	-	-
Forward Foreign Exchange Sell Transactions	-	-	-	-	-	-
Swap Transactions	-	6.485.435	269.128	6.194.114	18.776	12.967.453
Swap Money Purchase Transactions FC - TL	-	-	-	-	-	-
Swap Money Purchase Transactions FC-FC	-	6.485.435	-	-	-	6.485.435
Swap Money Sale Transactions FC-TL	-	-	-	-	-	-
Swap Money Sale Transactions FC-FC	-	-	269.128	6.194.114	18.776	6.482.018
Swap Interest Purchase Transactions FC-FC	-	-	-	-	-	-
Swap Interest Sale Transactions FC-FC	-	-	-	-	-	-
Option Purchase Transactions	-	-	-	-	-	-
Money Purchase of Options	-	-	-	-	-	-
Money Sale of Options	-	-	-	-	-	-
HEDGING DERIVATIVE FINANCIAL INSTRUMENTS	-	50.724.479	-	19.594.367	-	70.318.846
Forward Transactions	-	-	-	-	-	-
Forward Foreign Exchange Purchase Transactions	-	-	-	-	-	-
Forward Foreign Exchange Sell Transactions	-	-	-	-	-	-
Swap Transactions	-	50.724.479	-	19.594.367	-	70.318.846
Swap Money Purchase Transactions	-	20.982.559	-	-	-	20.982.559
Swap Money Sale Transactions	-	-	-	19.594.367	-	19.594.367
Swap Interest Purchase Transactions	-	14.870.960	-	-	-	14.870.960
Swap Interest Sale Transactions	-	14.870.960	-	-	-	14.870.960
TOTAL	-	57.209.914	269.128	25.788.481	18.776	83.286.299

TÜRKİYE İHRACAT KREDİ BANKASI A.Ş.
NOTES TO THE UNCONSOLIDATED FINANCIAL STATEMENTS
AS AT 31 DECEMBER 2022

(Amounts expressed in thousands of Turkish Lira (TL) unless otherwise stated.)

SECTION FOUR (Continued)

INFORMATION RELATED TO FINANCIAL POSITION AND RISK MANAGEMENT OF THE BANK (Continued)

III. Explanations on currency risk (Continued)

2. The scale of the hedging performed through hedge-oriented debt instruments in foreign currency and net foreign currency investments (Continued)

Fair value hedge accounting

TFRS 9 permits to defer application of TFRS 9 hedge accounting and continue to apply hedge accounting in accordance with TAS 39 as a policy choice. Accordingly, the Bank continue to apply hedge accounting in accordance with TAS 39 in this context.

The Bank uses “Fair Value Hedge Accounting” as of the balance sheet date starting from 1 January 2013.

Financial derivatives which are used for Fair Value Hedge Accounting are cross currency interest swap and forward transactions.

	31 December 2022		
	Principal ⁽¹⁾	Asset	Liability
Derivative Financial Instruments			
Swaps	54.761.137	932.814	448.516
Total	54.761.137	932.814	448.516

⁽¹⁾ Sum of purchase and sale.

The method of derivatives’ fair value measurement shown above is explained in the accounting policy in Section Three Note III.

- The Bank has subjected the bond with the amount of USD 500 million issued in May 2018 with a maturity of six years and a fixed interest payment rate of 6,125% per six months, is subjected to hedge accounting by cross currency swap transactions in May 2018. The Bank has signed a partial termination agreement dated 28 February 2020 and 13 May 2020 and has subjected USD 250 million and USD 50 million of this cross currency swap subject to hedge accounting to partial termination, respectively.
- The Bank has subjected the bond with the amount of USD 500 million, issued in January 2019 with a fixed interest payment rate of 8,250% per six months, is subjected hedge accounting by cross currency swap transactions in January 2019.

In addition, the changes in the fair value of the bond issued in October 2016 with a 7-year fixed interest rate of 5,375 percent and USD 500 million were offset by applying fair value hedge accounting with interest rate swap transactions.

The impact of fair value hedge accounting is summarized below:

31 December 2022					
Hedging instrument	Hedged items	Hedged risk	Net fair value of hedged items		Amount of hedge funds
			Asset	Liability	
Interest rate swaps	Issued securities denominated in USD with fixed interest rate	Fixed interest rate risk	-	-	-
Cross Currency Swap Transactions	Fixed interest rate US dollar debt securities	Currency and interest rate risk	932.814	448.516	-

TÜRKİYE İHRACAT KREDİ BANKASI A.Ş.
NOTES TO THE UNCONSOLIDATED FINANCIAL STATEMENTS
AS AT 31 DECEMBER 2022

(Amounts expressed in thousands of Turkish Lira (TL) unless otherwise stated.)

SECTION FOUR (Continued)

INFORMATION RELATED TO FINANCIAL POSITION AND RISK MANAGEMENT OF THE BANK (Continued)

III. Explanations on currency risk (Continued)

2. The scale of the hedging performed through hedge-oriented derivatives for debt instruments in foreign currency and net foreign currency investments (Continued)

Fair value hedge accounting (Continued)

The Bank evaluates the effectiveness of the hedge accounting at initial date and at every reporting period. Effectiveness test is performed by using “Dollar off-set method”.

Changes in fair values of derivative transactions determined as hedge for fair value are recorded in profit or loss together with changes in hedging asset or liability. The difference in current values of derivative transactions subject to fair value hedge is shown in “Profit/Losses from Derivative Financial Transactions” account. In the balance sheet, change in fair value of hedge asset or liability during the hedge accounting to be effective is shown with the related asset or liability. If the underlying hedge does not conform to the hedge accounting requirements, according to the adjustments made to the carrying value (amortized cost) of the hedged item, for which the risk is hedged by a portfolio hedge, which are amortized with the straight line method within the time to maturity and recognized under “Profit/Losses from Derivative Financial Transaction” account in the statement of profit or loss.

At the inception date, the Bank documents the relationship between the hedging instruments and hedged items required by the fair value hedge accounting in accordance with TAS 39 and its own risk management policies and principles. Every individual relationship is approved and documented in the same way in accordance with the Bank’s risk management policies. Effectiveness tests were chosen among methods allowed within the context of TAS 39 in accordance with the Bank’s risk management policies. The Bank’s assumptions, which used for determining fair values of derivative instruments, were used while calculating fair value of hedged items on the effectiveness tests. The effectiveness tests are performed and effectiveness of risk relations are measured on a monthly basis. The effectiveness tests are performed rewardingly at the beginning of risk relations. If the management voluntarily decides to discontinue the hedging relation or the hedging instrument is sold or closed before its maturity, in the context of the fair value hedge, adjustments on the carrying value of the hedged item is reflected on the on “Profit/Losses from Derivative Financial Transactions” account by using straight line method of amortization.

Cash flow hedge accounting

Starting from 13 August 2015, the Bank applies “Cash Flow Hedge” accounting.

Financial derivatives which are used for Cash Flow Hedge Accounting are cross currency swaps.

	31 December 2022		
	Principal ⁽¹⁾	Asset	Liability
Derivative Financial Instruments			
Cross Currency Swap Interest Transactions	15.557.709	492.789	28.757
Total	15.557.709	492.789	28.757

⁽¹⁾ Sum of purchase and sale.

The method for cash flow hedge presented above is explained in the accounting policies mentioned in Section Three, Note III.

The impact of cash flow hedge accounting is summarized below:

31 December 2022					
Hedging Instrument	Hedged Asset and Liability	Hedged Risk	Fair value of hedging instrument		Amount at hedging account
			Asset	Liability	
Cross Currency Swap Transactions	Floating Rate US Dollar Loan	Currency and Interest Rate Risk	492.789	28.757	(64.057)

TÜRKİYE İHRACAT KREDİ BANKASI A.Ş.
NOTES TO THE UNCONSOLIDATED FINANCIAL STATEMENTS
AS AT 31 December 2022

(Amounts expressed in thousands of Turkish Lira (TL) unless otherwise stated.)

SECTION FOUR (Continued)

**INFORMATION RELATED TO FINANCIAL POSITION AND RISK MANAGEMENT OF THE BANK
(Continued)**

III. Explanations on currency risk (Continued)

2. The scale of the hedging performed through hedge-oriented derivatives for debt instruments in foreign currency and net foreign currency investments (Continued)

Cash flow accounting (Continued)

At the inception date, the Bank documents the relationship between the hedging instruments and hedged items required by the cash flow hedge accounting application in accordance with TAS 39 and its own risk management policies and principles. Every individual relationship is approved and documented in the same way. In accordance with the Bank's risk management policies. The effectiveness tests are performed on a monthly basis. If the management voluntarily decides to discontinue the hedging relation or the hedging instrument is sold or closed before its maturity, the cumulative gain or loss on the hedging instrument that has been recognized in other comprehensive income from the period when the hedge was effective shall remain separately in equity until the forecast transaction occurs or is no longer expected to occur the net cumulative gain or loss is reclassified from other comprehensive income to "Profit/Losses from Derivative Financial Transactions" account in profit or loss.

There is no reclassified amount from equity to profit or loss statement from discontinued hedging transactions in the current period.

3. Policy on foreign currency risk management

The Bank has followed a balanced policy of assets and liabilities with respect to currency risk during the period. As of 31 December 2022, the Net Foreign Currency Position/Shareholders' Equity ratio is 2,97 percent and as of 31 December 2021 the ratio is 0,40 percent. Foreign currency position is followed daily by the type of foreign currency. The Bank monitors the changes in the market conditions and their effect over the activities and positions of the Bank and make decisions in line with the strategies of the Bank.

4. Approach adopted under internal capital adequacy assessment process for monitoring the adequacy of internal capital for current and future activities

Fully paid capital by the Turkish Republic Treasury, the Bank's legal capital is evaluated prospectively, in order to protect capital adequacy under some stress scenarios like rapid and largescale currency and interest rate changes the Bank calculates capital requirement. First pillar credit for calculation of legal capital adequacy, adding to market and operational risk, interest rate risk in the banking book ("IRRBB") and concentration risk are considered.

TÜRKİYE İHRACAT KREDİ BANKASI A.Ş.
NOTES TO THE UNCONSOLIDATED FINANCIAL STATEMENTS
AS AT 31 DECEMBER 2022

(Amounts expressed in thousands of Turkish Lira (TL) unless otherwise stated.)

SECTION FOUR (Continued)

INFORMATION RELATED TO FINANCIAL POSITION AND RISK MANAGEMENT OF THE BANK (Continued)

III. Explanations on currency risk (Continued)

5. The Bank's foreign exchange bid rates as of the date of the financial statements and for the last five days prior to that date are presented below

DATE	26 December 2022	27 December 2022	28 December 2022	29 December 2022	30 December 2022
USD	18,5375	18,5520	18,5656	18,5603	18,5887
AUD	12,4553	12,5430	12,5615	12,4855	12,6069
DKK	2,6486	2,6555	2,6576	2,6513	2,6623
SEK	1,7616	1,7725	1,7736	1,7708	1,7762
CHF	19,8581	19,9291	19,9780	20,0197	20,0959
100 JPY	13,9522	13,9571	13,8588	13,8554	14,0458
CAD	13,6305	13,6915	13,7391	13,6473	13,7156
NOK	1,8776	1,8853	1,8891	1,8731	1,8766
GBP	22,3340	22,4294	22,3586	22,3280	22,4273
SAR	4,9289	4,9327	4,9364	4,9365	4,9400
EUR	19,6924	19,7449	19,7594	19,7055	19,7895
KWD	60,5405	60,5681	60,5927	60,5161	60,7275
XDR	24,6697	24,6890	24,7071	24,7000	24,7378
BGN	10,0496	10,0575	10,0648	10,0784	10,1185
100 IRR	0,0441	0,0442	0,0442	0,0442	0,0443
RON	3,9790	4,0242	4,0063	3,9863	3,9983
RUB	0,2682	0,2622	0,2601	0,2546	0,2530
CNH	2,6623	2,6630	2,6633	2,6633	2,6732

6. The simple arithmetic averages of the Bank's foreign exchange bid rates for the last thirty days preceding the balance sheet date are presented in the table below

Currency	Average December 2022
USD	18,5078
AUD	12,4980
DKK	2,6341
SEK	1,7807
CHF	19,8561
100 JPY	13,7327
CAD	13,6289
NOK	1,8732
GBP	22,5237
SAR	4,9209
EUR	19,5865
KWD	60,3511
XDR	24,5903
BGN	10,0083
100 IRR	0,0441
RON	3,9780
RUB	0,2783
CNH	2,6524

TÜRKİYE İHRACAT KREDİ BANKASI A.Ş.
NOTES TO THE UNCONSOLIDATED FINANCIAL STATEMENTS
AS AT 31 DECEMBER 2022

(Amounts expressed in thousands of Turkish Lira (TL) unless otherwise stated.)

SECTION FOUR (Continued)

INFORMATION RELATED TO FINANCIAL POSITION AND RISK MANAGEMENT OF THE BANK
(Continued)

III. Explanations on currency risk (Continued)

7. Information related to Bank's Currency Risk

Current Period	EURO	USD	Other FC	Total
Assets				
Cash (Cash in Vault, Effectives, Cash in Transit, Cheques Purchased)	3.166.320	3.364.555	-	6.530.875
Banks	2.931.587	988.362	1.043.930	4.963.879
Financial Assets at Fair Value Through Profit or Loss	-	253.714	-	253.714
Interbank Money Market Placements	-	-	-	-
Financial Assets Measured at Fair Value through Other Comprehensive Income	-	2.084.176	-	2.084.176
Loans	123.064.258	75.260.180	223.540	198.547.978
Investments in Associates, Subsidiaries and Joint Ventures	-	-	-	-
Financial Assets Measured at Amortised Cost	3.549.574	4.291.736	-	7.841.310
Derivative Financial Assets for Hedging Purposes ^(*)	-	-	-	-
Tangible Assets	-	-	-	-
Intangible Assets	-	-	-	-
Other Assets ^(*)	602.610	949.415	16.098	1.568.123
Total Assets	133.314.349	87.192.138	1.283.568	221.790.055
Liabilities				
Bank Deposits	-	-	-	-
Foreign Currency Deposits	-	-	-	-
Funds from Interbank Money Market	5.553.501	1.873.157	-	7.426.658
Funds Borrowed from Other Financial Institutions ^(**)	99.798.897	67.087.631	970.721	167.857.249
Marketable Securities Issued ^(*)	-	41.615.170	-	41.615.170
Miscellaneous Payables	741.879	1.891.454	23.133	2.656.466
Derivative Financial Liabilities for Hedging Purposes ^(*)	-	422.955	-	422.955
Other Liabilities ^(*)	745.161	1.061.575	5.439	1.812.175
Total Liabilities	106.839.438	113.951.942	999.293	221.790.673
Net Balance Sheet Position	26.474.911	(26.759.804)	284.275	(618)
Net Off Balance Sheet Position	(25.788.480)	27.467.994	(287.904)	1.391.610
Derivative Assets	-	27.467.994	-	27.467.994
Derivative Liabilities	25.788.480	-	287.904	26.076.384
Non-Cash Loans ^(***)	16.865.069	15.926.927	1.161.121	33.953.117
Prior Period				
Total Assets	171.778.217	123.470.775	1.066.582	296.315.574
Total Liabilities	142.401.087	153.261.109	1.012.982	296.675.178
Net On Balance Sheet Position	29.377.130	(29.790.334)	53.600	(359.604)
Net Off Balance Sheet Position	(29.270.358)	29.865.903	(63.642)	531.903
Derivative Assets	-	29.865.903	-	29.865.903
Derivative Liabilities	29.270.358	-	63.642	29.334.000
Non-Cash Loans	12.185.074	12.392.215	1.009.894	25.587.183

(*) In accordance with the provisions of the "Regulation on Calculation and Application of Foreign Currency Net General Position / Equity Standard Ratio on a Consolidated and Unconsolidated Basis by Banks Foreign Currency Income Accruals of Derivative Financial Instrument, and hedge accounting records for these accruals and Foreign Currency Expense Accruals of Derivative Financial Instrument and hedge accounting records for these accruals and were not taken into account in the currency risk calculation.

(**) Subordinated Debt Instruments are included in the Funds From Other Financial Institutions line.

(***) Not included in the net off-balance sheet position.

TÜRKİYE İHRACAT KREDİ BANKASI A.Ş.
NOTES TO THE UNCONSOLIDATED FINANCIAL STATEMENTS
AS AT 31 DECEMBER 2022

(Amounts expressed in thousands of Turkish Lira (TL) unless otherwise stated.)

SECTION FOUR (Continued)

INFORMATION RELATED TO FINANCIAL POSITION AND RISK MANAGEMENT OF THE BANK (Continued)

III. Explanation on currency risk (Continued)

7. Information related to Bank's Currency Risk (Continued)

The effect of the Bank's currency positions as of 31 December 2022 and 31 December 2021 on net profit and equity under the assumption of devaluation of TL against other currencies by 10% with all other variables held constant is as follows:

	Current Period		Prior Period	
	Gain/(Loss) Effect	Effect on Equity ⁽¹⁾	Gain/(Loss) Effect	Effect on Equity ⁽¹⁾
USD	52.133	70.819	17.423	7.557
EUR	68.643	68.643	10.677	10.677
Other foreign currency	(363)	(363)	(1.004)	(1.004)
Total	120.413	139.099	27.096	17.230

⁽¹⁾ Effects on equity also include the effects on the profit or loss statement.

As of 31 December 2022 and 31 December 2021, the effect of the appreciation of TL by 10% against other currencies with all other variables held constant on net profit and equity of the Bank is the same as the total amount with a negative sign as presented in the above table.

IV. Explanation on interest rate risk

The Bank estimates the effects of the changes in interest rates over the profitability of the Bank by analyzing TL and foreign currency denominated interest rate sensitive assets and liabilities considering both their interest components as being fixed rate or variable rate and also analyzing their weights among the Bank's total assets and liabilities. Long or short positions (gapping report) arising from interest rate risk are determined by currency types at the related maturity intervals (1 month, 1-3 months, 3-12 months, 1-5 years and over 5 years) as of the period remaining to reprising date, considering the reprising of TL and foreign currency-denominated "interest sensitive" assets and liabilities at maturity date (for fixed rate) or at interest payment dates (for floating rate). By classifying interest sensitive assets and liabilities according to their reprising dates, Bank's exposure to possible variations in market interest rates are determined.

Since the tables showing the weighted average days to maturity of foreign currency denominated (separate for each currency and their total USD equivalent) and TL assets and liabilities are prepared periodically, the maturity differences between assets and liabilities (mismatch) are determined.

According to the Risk Management Policy approved by the Board of Directors, the Bank emphasizes the matching of foreign currency denominated assets and liabilities with fixed and floating interest rates. The Bank also pays special attention to the level of maturity mismatch of assets and liability with floating and fixed interests in order to restrict negative effects of interest rate changes on the Bank's profitability.

TÜRKİYE İHRACAT KREDİ BANKASI A.Ş.
NOTES TO THE UNCONSOLIDATED FINANCIAL STATEMENTS
AS AT 31 DECEMBER 2022

(Amounts expressed in thousands of Turkish Lira (TL) unless otherwise stated.)

SECTION FOUR (Continued)

INFORMATION RELATED TO FINANCIAL POSITION AND RISK MANAGEMENT OF THE BANK
(Continued)

IV. Explanation on interest rate risk (Continued)

1. Interest rate sensitivity of assets, liabilities and off-balance sheet items

(Periods remaining to repricing dates)

Current Period	Up to 1 Month	1-3 Months	3-12 Months	1-5 Years	Over 5 Year	Non-Interest Bearing	Total
Assets							
Cash (Cash in Vault, Effectives, Cash in Transit, Cheques Purchased) and CBRT	-	-	-	-	-	6.548.492	6.548.492
Banks	1.922.641	2.771.145	-	-	-	1.331.382	6.025.168
Financial Assets Measured at Fair Value Through Profit/Loss	-	-	-	253.714	-	-	253.714
Money Market Placements	1.950.381	10.000	-	-	-	-	1.960.381
Financial Assets Measured at Fair Value Reported in Other Comprehensive Income	-	-	626.774	690.904	788.118	219.590	2.325.386
Loans	25.420.244	80.501.448	192.463.033	6.579.490	-	647.791	305.612.006
Financial Assets Measured at Amortised Cost	165.850	10.720	1.065.975	9.146.581	1.721.542	-	12.110.668
Other Assets ⁽²⁾	623.445	126.210	8.110.721	572.854	-	1.767.675	11.200.905
Total Assets	30.082.561	83.419.523	202.266.503	17.243.543	2.509.660	10.514.930	346.036.720
Liabilities							
Bank Deposits	-	-	-	-	-	-	-
Other Deposits	-	-	-	-	-	-	-
Money Market Funds	483.849	3.781.983	1.280.644	2.364.032	-	-	7.910.508
Miscellaneous Payables	-	-	-	-	-	2.990.804	2.990.804
Securities Issued	-	-	9.119.194	32.602.947	-	-	41.722.141
Other Funds	14.684.175	47.580.165	193.630.455	3.124.095	-	-	259.018.890
Other Liabilities ⁽¹⁾	36.106	102.748	630.265	3.514.048	2.901.759	27.209.451	34.394.377
Total Liabilities	15.204.130	51.464.896	204.660.558	41.605.122	2.901.759	30.200.255	346.036.720
On Balance Sheet Long Position	14.878.431	31.954.627	-	-	-	-	46.833.058
On Balance Sheet Short Position	-	-	(2.394.055)	(24.361.579)	(392.099)	(19.685.325)	(46.833.058)
Off-balance Sheet Long Position	21.356.395	894.309	20.088.251	-	-	-	42.338.955
Off-balance Sheet Short Position	(20.745.091)	(868.369)	(19.333.885)	-	-	-	(40.947.345)
Total Position	15.489.735	31.980.567	(1.639.689)	(24.361.579)	(392.099)	(19.685.325)	1.391.610

⁽¹⁾ In other liabilities line the "non-interest bearing" column amounting TL 27.209.541 TL includes equity amounting to TL 23.750.636 and provisions amounting to TL 1.115.588.

⁽²⁾ In other assets line the "non-interest bearing" column amounting TL 1.767.675 includes expected loss provisions amounting to TL 773.116.

TÜRKİYE İHRACAT KREDİ BANKASI A.Ş.
NOTES TO THE UNCONSOLIDATED FINANCIAL STATEMENTS
AS AT 31 DECEMBER 2022

(Amounts expressed in thousands of Turkish Lira (TL) unless otherwise stated.)

SECTION FOUR (Continued)

INFORMATION RELATED TO FINANCIAL POSITION AND RISK MANAGEMENT OF THE BANK
(Continued)

IV. Explanation on interest rate risk (Continued)

1. Interest rate sensitivity of assets, liabilities and off-balance sheet items (Continued)

(Periods remaining to reprising dates)

Prior Period	Up to 1 month	1-3 Months	3 -12 Months	1-5 Years	Over 5 Year	Non-Interest Bearing	Total
Assets							
Cash (Cash in Vault, Effectives, Cash in Transit, Cheques Purchased) and CBRT	-	-	-	-	-	11.300.265	11.300.265
Banks	3.211.000	-	-	-	-	2.640.411	5.851.411
Financial Assets Measured at Fair Value Through Profit/Loss	-	-	-	178.275	-	-	178.275
Money Market Placements	2.207.202	112.409	9.836	-	-	-	2.329.447
Financial Assets Measured at Fair Value Reported in Other Comprehensive Income	-	-	7.380	767.855	498.701	117.531	1.391.467
Loans	27.497.765	80.234.542	175.779.557	4.053.436	-	559.756	288.125.056
Financial Assets Measured at Amortised Cost	-	1.365.009	-	6.559.265	2.033.171	-	9.957.445
Other Assets	516.240	538.725	840.963	-	-	1.348.186	3.244.114
Total Assets	33.432.207	82.250.685	176.637.736	11.558.831	2.531.872	15.966.149	322.377.480
Liabilities							
Bank Deposits	-	-	-	-	-	-	-
Other Deposits	-	-	-	-	-	-	-
Money Market Funds	1.445.436	2.410.345	2.661.900	-	-	-	6.517.681
Miscellaneous Payables	-	-	-	-	-	2.964.018	2.964.018
Securities Issued	-	-	6.739.447	30.544.857	-	-	37.284.304
Other Funds	21.757.507	52.901.204	170.260.610	4.112.833	1.333.220	-	250.365.374
Other Liabilities ⁽¹⁾	27.171	29.612	282.039	2.526.272	2.901.759	19.479.250	25.246.103
Total Liabilities	23.230.114	55.341.161	179.943.996	37.183.962	4.234.979	22.443.268	322.377.480
On Balance Sheet Long Position	10.202.093	26.909.524	-	-	-	-	37.111.617
On Balance Sheet Short Position	-	-	(3.306.260)	(25.625.131)	(1.703.107)	(6.477.119)	(37.111.617)
Off-balance Sheet Long Position	9.212.392	12.096.695	15.150.066	-	-	-	36.459.153
Off-balance Sheet Short Position	(9.118.952)	(11.731.901)	(15.076.397)	-	-	-	(35.927.250)
Total Pozisyon	10.295.533	27.274.318	(3.232.591)	(25.625.131)	(1.703.107)	(6.477.119)	531.903

⁽¹⁾ In other liabilities line the "non-interest bearing" column amounting TL 19.479.250 includes equity amounting to 14.550.311 TL and provisions amounting to TL 743.337

TÜRKİYE İHRACAT KREDİ BANKASI A.Ş.
NOTES TO THE UNCONSOLIDATED FINANCIAL STATEMENTS
AS AT 31 DECEMBER 2022

(Amounts expressed in thousands of Turkish Lira (TL) unless otherwise stated.)

SECTION FOUR (Continued)

INFORMATION RELATED TO FINANCIAL POSITION AND RISK MANAGEMENT OF THE BANK
(Continued)

IV. Explanation on interest rate risk (Continued)

2. Average interest rates for monetary financial instruments

As of 31 December 2022, average interest rates applied to monetary financial instruments are shown below;

	EUR	USD	GBP	JPY	TL
Current Period					
Assets					
Cash (Cash in Vault, Effectives, Cash in Transit, Cheques Purchased) and CBRT	-	-	-	-	-
Banks	21,05	18,45	-	-	20,48
Financial Assets Measured at Fair Value Through Profit/Loss	-	5,47	-	-	-
Interbank Money Market Placements	-	-	-	-	17,18
Financial Assets Measured at FVOCI	-	6,56	-	-	20,10
Loans	4,09	6,06	9,66	6,19	13,08
Financial Assets Measured at Amortised Cost	0,06	5,66	-	-	9,33
Liabilities					
Bank Deposits	-	-	-	-	-
Other Deposits	-	-	-	-	-
Money Market Funds	3,42	2,69	-	-	12,00
Miscellaneous Payables	-	-	-	-	-
Securities Issued	-	6,36	-	-	-
Other Funds	0,10	0,13	0,09	-	10,70

As of 31 December 2021, average interest rates applied to monetary financial instruments are shown below;

	EUR	USD	GBP	JPY	TL
Prior Period					
Assets					
Cash (Cash in Vault, Effectives, Cash in Transit, Cheques Purchased) and CBRT	-	-	-	-	-
Banks	-	0,08	-	-	-
Financial Assets at Fair Value Through Profit/Loss	-	7,03	-	-	-
Interbank Money Market Placements	-	-	-	-	16,88
Financial Assets Measured at FVOCI	-	6,46	-	-	4,25
Loans	1,85	1,90	0,78	-	14,92
Financial Assets Measured at Amortised Cost	8,28	5,66	-	-	6,73
Liabilities					
Bank Deposits	-	-	-	-	-
Other Deposits	-	-	-	-	-
Due to Money Markets	2,11	2,2	-	-	-
Miscellaneous Payables	-	-	-	-	-
Securities Issued	-	5,99	-	-	-
Other Funds	0,27	0,70	0,11	-	11,21

TÜRKİYE İHRACAT KREDİ BANKASI A.Ş.
NOTES TO THE UNCONSOLIDATED FINANCIAL STATEMENTS
AS AT 31 DECEMBER 2022

(Amounts expressed in thousands of Turkish Lira (TL) unless otherwise stated.)

SECTION FOUR (Continued)

INFORMATION RELATED TO FINANCIAL POSITION AND RISK MANAGEMENT OF THE BANK (Continued)

V. Explanations on position risk of equity securities

1. Assumptions, factors affecting valuation, significant changes and general information about valuation methods and accounting methods used and separation of risks according to purpose including strategic reasons and relationship between earnings presented in equity

The Bank owns 9,78% of the Garanti Faktoring A.Ş shares. At the end of the month shares are valued with the stock market value and the fair value difference is monitored in financial assets measured at fair value through other comprehensive income.

The Bank has participated in Credit Guarantee Fund (“CGF”) shares with its 1,49% shares.

In the framework of provision in the Capital Markets Law No.6362 Articles of Associations’ which express four percent of capital is transferred without charge subsequent to registration and announcement of articles of association, 15.971.094 units BIST group (C) shares, each one of BIST group C shares being worth 1 Kuruş, total amounting to TL 160 were transferred to the Bank without charge.

As of 17 January 2020, the Bank has participated in JCR Avrasya Derecelendirme A.Ş. with a share of 2,86%. Related transaction is monitored at cost.

2. Comparison with market price if the balance sheet value, the fair value and market value for publicly traded is significantly different

None.

3. Types and amounts of positions traded, private equity investments in sufficiently diversified portfolios and other risks

None.

4. Cumulative realized gains and losses resulting from the sales and liquidations during the period

There are no cumulative realized gains or losses arising from sales and liquidations made during the period.

5. Total unrealized gains and losses, total revaluation value increases and their amounts included in core and supplementary capital

	Portfolio	Realized gains/losses during the period	Revaluation value increases		Unrealized gains/losses		
			Total	Included in supplementary capital	Total	Included in the core capital	Included in supplementary capital
1	Private equity investments	-	-	-	-	-	-
2	Shares quoted to the stock market	-	-	-	-	-	-
3	Other shares	101.204	197.958	-	-	-	-
4	Total	101.204	197.958	-	-	-	-

TÜRKİYE İHRACAT KREDİ BANKASI A.Ş.
NOTES TO THE UNCONSOLIDATED FINANCIAL STATEMENTS
AS AT 31 DECEMBER 2022

(Amounts expressed in thousands of Turkish Lira (TL) unless otherwise stated.)

SECTION FOUR (Continued)

INFORMATION RELATED TO FINANCIAL POSITION AND RISK MANAGEMENT OF THE BANK (Continued)

V. Explanations on position risk of equity securities (Continued)

6. The bank has chosen a capital requirement calculation method as stated in the official statements concerning credit risk standard qualifications and internal-based rating approach to credit risk total has affected the stock investments diffraction

The Bank does not have investment in associates or subsidiaries quoted on BIST. According to credit positions in banking accounts standard approach, stock investments amounting to TL 219.950 thousand are 100% risk weighted (31 December 2021: TL 117.530 and are 100% risk weighted).

VI. Explanations on liquidity risk and liquidity coverage ratio

a) The Bank's risk capacity is the legal limits stipulated by the BRSA Regulation on the Measurement and Evaluation of Liquidity Adequacy of Banks. General policy of the Bank's liquidity risk, cost-effective in amounts that can meet the needs of potential cash flow under various operational conditions are based on maintaining a liquidity level. For this purpose, the existing loan stock and move weekly from existing cash balances, including the monthly and annual basis, debt payment obligations, estimated disbursements, credit collections, taking into account the political risk of loss compensation with potential capital inflows Turkish lira and foreign currency denominated cash flow statements are prepared separately and the need for additional resources from the movement and timing of cash flows results are determined. The Bank's cash flows, credit collections and additional fundings can be found, are designed under optimistic, neutral and pessimistic scenarios in terms of liquidity management mechanisms. As well as liquidity ratios, liquidity management, other balance sheet ratios, liquid assets in the amount and maturity structure and rules relating to the diversification of funding sources are taken into account.

b) The Bank's sole shareholder is the Republic of Turkey Undersecretariat of Treasury. Therefore, another shareholding structure is not available. In terms of liquidity, share of resources that has original maturity longer than 1 year, cannot exceed 20% share in total resources of future repayments.

c) The Bank maintains its short term liquidity needs through short term loans from international and domestic banks and long term liquidity needs through capital markets funds such as medium and long term loans and bonds issued by international institutions such as the World Bank and the European Investment Bank. The Bank tries to fund short-term loans from short-term, medium-long-term loans from medium-long-term sources, and tries to reduce the inconsistency in this issue as much as possible.

ç) The Bank's main funding is denominated in USD and EUR and TL denominated loans are financed with equity on the liabilities side and in order to avoid to foreign currency risk USD and EUR denominated loans are granted.

d) In terms of liquidity, the Bank prefers to use borrowing limits from Central Bank, Foreign Exchange markets and other domestic and foreign sources only in emergency situations. In addition, due to the status of the Bank's as an investment and development bank, the risk of sudden absence of deposits and draws are eliminated, which is a significant contribution to the reduction of liquidity risk. In addition, the bank's fundamental liquidity risk reduction techniques are finding the fund first and then providing credit facilities and before amortization of external obligations such as syndicated loans etc., repaying a debt by accumulating money. Additionally, In order to meet the urgent liquidity need as specified in the Liquidity Action Plan, liquid asset (Asset in Article 5 of the Regulation on Measurement and Evaluation of Banks' Liquidity Adequacy) which is a minimum of 1 percent of the asset size of the Bank is held to be determined by the Assistant General Manager responsible for the Treasury, in addition to "The Ratio to be taken as a basis in Measuring Liquidity Risk".

e) Stress tests are made by the end of the year and sent to BRSA within the frame of the Regulation on Internal Systems of Banks and Internal Capital Adequacy Assessment Process and BRSA good practice guideline until the end of March of the following year. Our Bank's the results of stress tests are reported to top management and considered on internal bank decisions.

TÜRKİYE İHRACAT KREDİ BANKASI A.Ş.
NOTES TO THE UNCONSOLIDATED FINANCIAL STATEMENTS
AS AT 31 DECEMBER 2022

(Amounts expressed in thousands of Turkish Lira (TL) unless otherwise stated.)

SECTION FOUR (Continued)

INFORMATION RELATED TO FINANCIAL POSITION AND RISK MANAGEMENT OF THE BANK (Continued)

VI. Explanations on liquidity risk and liquidity coverage ratio (Continued)

f) The first measure for unexpected liquidity needs that may arise, having more short-term assets with a high liquidity rather than short term greater amount of liabilities. In this context:

- Increasing the level of liquid assets and/or
- Trying to extend the maturity of existing debt and/or,
- Limited new loan demand is covered and/or,
- Maturity of the loans be shortened and/or,
- Limits of traded financial institutions are constantly reviewed and/or,
- Part of the securities turn into more liquid form through outright sale or repurchase.

1. Liquidity Coverage Ratio (%) Max and Minimum Weeks

In accordance with the “Regulation on Calculation of Bank’s Liquidity Coverage Ratio”, published in Official Gazette no. 28948, dated 21 March 2014, the weeks in which the highest and the lowest liquidity coverage ratio is calculated over the last three months are presented below.

Current Period							
Week Info	TL+FC (Max)	Week Info	TL+FC (Min)	Week Info	FC (Max)	Week Info	FC (Min)
30 December 2022	259,22	21 October 2022	12,51	30 December 2022	214,59	11 November 2022	4,48

Prior Period							
Week Info	TL+FC (Max)	Week Info	TL+FC (Min)	Week Info	FC (Max)	Week Info	FC (Min)
28 November 2021	540,75	31 October 2021	266,54	28 November 2021	449,04	31 October 2021	211,95

According to the Banking Regulation and Supervision Agency’s 7123 numbered and 12 December 2016 dated decision, unless otherwise stated, the consolidated and non-consolidated total money and foreign money liquidation rates shall be considered zero for development and investment banks. The aforementioned rates are still being reported to the BRSA.

In addition, Eximbank is subject to the liquidity coverage ratio outlined in Regulation Considering the Calculation and Assessment of Bank Liquidity Coverage Ratio and the Bank is keeping these ratios above the stated limit.

In this period, liquidity coverage rates have increased considerably due to the increase in high quality liquid asset stocks. However, the fact that Türk Eximbank has a mission to support exports should not be kept out of sight. Within this framework and within the scope of BRSA’s facility for investment and development banks, the focus is on export support aim rather than compliance with the related ratios.

TÜRKİYE İHRACAT KREDİ BANKASI A.Ş.
NOTES TO THE UNCONSOLIDATED FINANCIAL STATEMENTS
AS AT 31 DECEMBER 2022

(Amounts expressed in thousands of Turkish Lira (TL) unless otherwise stated.)

SECTION FOUR (Continued)

INFORMATION RELATED TO FINANCIAL POSITION AND RISK MANAGEMENT OF THE BANK (Continued)

VI. Explanations on liquidity risk and liquidity coverage ratio (Continued)

2. Liquidity Coverage Ratio

Current Period		Total Unweighted Value ^(*)		Total Weighted Value ^(*)	
		TL+FC	FC	TL+FC	FC
High-Quality Liquid Assets					
1	Total high-quality liquid assets (HQLA)			3.716.652	3.102.633
Cash Outflows					
2	Retail deposits and deposits from small business customers, of which:	-	-	-	-
3	Stable deposits	-	-	-	-
4	Less stable deposits	-	-	-	-
5	Unsecured wholesale funding, of which:	33.374.301	30.610.380	20.229.617	17.963.939
6	Operational deposits	-	-	-	-
7	Non-operational deposits	-	-	-	-
8	Unsecured funding	33.374.301	30.610.380	20.229.617	17.963.939
9	Secured wholesale funding			-	-
10	Other cash outflows of which:	1.226.950	1.221.845	1.123.343	1.118.447
11	Outflows related to derivative exposures and other collateral requirements	1.054.272	1.049.517	1.054.272	1.049.516
12	Outflows related to restructured financial instruments	-	-	-	-
13	Payment commitments and other off-balance sheet commitments granted for debts to financial markets	172.678	172.328	69.071	68.931
14	Other revocable off-balance sheet commitments and contractual obligations	-	-	-	-
15	Other irrevocable or conditionally revocable off-balance sheet obligations	34.427.402	33.687.050	1.721.370	1.684.352
16	Total Cash Outflows			23.074.330	20.766.738
Cash Inflows					
17	Secured receivables	-	-	-	-
18	Unsecured receivables	38.854.494	24.343.611	24.780.935	13.266.718
19	Other cash inflows	8.620	7.323	8.619	7.322
20	Total Cash Inflows	38.863.114	24.350.934	24.789.554	13.274.040
				<i>Upper limit applied value</i>	
21	Total HQLA			3.716.652	3.102.633
22	Total Net Cash Outflows			6.097.782	8.752.041
23	Liquidity Coverage Ratio (%)			60,95	35,45

^(*)Simple arithmetic average calculated for the last three months by using the amounts calculated based on weekly simple arithmetic averages.

TÜRKİYE İHRACAT KREDİ BANKASI A.Ş.
NOTES TO THE UNCONSOLIDATED FINANCIAL STATEMENTS
AS AT 31 DECEMBER 2022

(Amounts expressed in thousands of Turkish Lira (TL) unless otherwise stated.)

SECTION FOUR (Continued)

INFORMATION RELATED TO FINANCIAL POSITION AND RISK MANAGEMENT OF THE BANK (Continued)

VI. Explanations on liquidity risk and liquidity coverage ratio (Continued)

2. Liquidity Coverage Ratio (Continued)

Prior Period	Total Unweighted Value ^(*)		Total Weighted Value ^(*)	
	TL+FC	TL+FC	TL+FC	YP
High-Quality Liquid Assets				
1	Total high-quality liquid assets (HQLA)		12.684.172	10.894.332
Cash Outflows				
2	Retail deposits and deposits from small business customers, of which:			
3	Stable deposits	-	-	-
4	Less stable deposits	-	-	-
5	Unsecured wholesale funding, of which:	23.218.258	23.191.225	11.391.166
6	Operational deposits	-	-	-
7	Non-operational deposits	-	-	-
8	Unsecured funding	23.218.258	23.191.225	11.391.166
9	Secured wholesale funding			
10	Other cash outflows of which:	948.881	917.775	902.650
11	Outflows related to derivative exposures and other collateral requirements	871.832	842.973	871.831
12	Outflows related to restructured financial instruments	-	-	-
13	Payment commitments and other off-balance sheet commitments granted for debts to financial markets	77.049	74.802	30.819
14	Other revocable off-balance sheet commitments and contractual obligations	-	-	-
15	Other irrevocable or conditionally revocable off-balance sheet obligations	20.687.099	20.687.099	1.034.355
16	Total Cash Outflows		13.328.171	13.280.842
Cash Inflows				
17	Secured receivables	-	-	-
18	Unsecured receivables	26.045.142	22.607.629	15.227.192
19	Other cash inflows	10.494	5.406	10.494
20	Total Cash Inflows	26.055.636	22.613.035	15.237.686
			<i>Upper limit applied value</i>	
21	Total HQLA		12.684.172	10.894.332
22	Total Net Cash Outflows		3.370.187	3.411.760
23	Liquidity Coverage Ratio (%)		376,36	319,32

^(*) Simple arithmetic average calculated for the last three months by using the amounts calculated based on weekly simple arithmetic averages.

Explanations on liquidity coverage ratio:

a) Due to the low level of complexity of the Bank, cash inflows and outflows have not shown significant fluctuations during the period and cash inflows have been realized above the cash outflows throughout the period.

b) The most important items of high quality liquid assets of the Bank, which does not accept deposits due to being a Development and Investment Bank, are the Turkish Lira and foreign currency securities issued by the Treasury of the Republic of Turkey.

c) Main funding sources of the Bank are funds from CBRT rediscount loans, short-term loans from domestic and overseas banks, medium and long-term funds borrowed from international organizations like World Bank, European Investment Bank and funds obtained from capital market transactions by issuing debt securities.

ç) Most of the derivative instruments used for hedging purposes are swap transactions within the scope of currency and interest rate risk.

d) The Bank distributes funding sources between CBRT, domestic banks and international development and investment banks carefully and in a balanced manner. The Bank's principle to take first quality collaterals such as letters of guarantee. To prevent concentration risk, the Bank monitors the breakdown of the collaterals taken from banks and made policy limit controls to keep the risk up to 20% of each banks' total cash and non-cash loans.

TÜRKİYE İHRACAT KREDİ BANKASI A.Ş.
NOTES TO THE UNCONSOLIDATED FINANCIAL STATEMENTS
AS AT 31 DECEMBER 2022

(Amounts expressed in thousands of Turkish Lira (TL) unless otherwise stated.)

SECTION FOUR (Continued)

INFORMATION RELATED TO FINANCIAL POSITION AND RISK MANAGEMENT OF THE BANK
(Continued)

VI. Explanations on liquidity risk and liquidity coverage ratio (Continued)

2. Liquidity Coverage Ratio (Continued)

e) Taking into account the legal and operational liquidity transfer inhibiting factors, the needed funds and the liquidity risk exposure based on the Bank itself, the branches in foreign countries and consolidated partnerships:

None.

f) Taken in the calculation of liquidity coverage ratio but not included in the disclosure template in the second paragraph and the information regarding the other cash inflows and cash outflows items which are thought to be related to the Bank's liquidity profile:

None.

TÜRKİYE İHRACAT KREDİ BANKASI A.Ş.
NOTES TO THE UNCONSOLIDATED FINANCIAL STATEMENTS
AS AT 31 DECEMBER 2022

(Amounts expressed in thousands of Turkish Lira (TL) unless otherwise stated.)

SECTION FOUR (Continued)

INFORMATION RELATED TO FINANCIAL POSITION AND RISK MANAGEMENT OF THE BANK
(Continued)

VI. Explanations on liquidity risk and liquidity coverage ratio (Continued)

3. Groupings of assets and liabilities on the remaining period to maturity

	Demand	Up to 1 Month	1-3 Months	3-12 Months	1-5 Years	Over 5 Years	Unallocated ⁽¹⁾	Total
Current Period								
Assets								
Cash (Cash on Hand in Transit, Purchased Cheques) and Balances with the Central Bank	6.548.492	-	-	-	-	-	-	6.548.492
Banks	1.331.382	1.922.641	2.771.145	-	-	-	-	6.025.168
Financial Assets Measured at Fair Value through Profit or Loss	-	-	-	-	253.714	-	-	253.714
Money Market Placements	-	1.950.381	10.000	-	-	-	-	1.960.381
Financial Assets Measured at Fair Value Through Other Comprehensive Income	219.590	-	-	626.774	690.904	788.118	-	2.325.386
Loans	-	8.456.409	38.786.808	155.881.500	79.012.587	22.826.911	647.791	305.612.006
Financial Assets Measured at Amortised Cost	-	165.850	10.720	1.065.975	9.146.581	1.721.542	-	12.110.668
Other Assets	-	32.424	90.982	7.311.367	1.777.238	221.219	1.767.675	11.200.905
Total Assets	8.099.464	12.527.705	41.669.655	164.885.616	90.881.024	25.557.790	2.415.466	346.036.720
Liabilities								
Bank Deposits	-	-	-	-	-	-	-	-
Other Deposits	-	-	-	-	-	-	-	-
Other Funds	-	7.341.553	34.329.045	162.885.571	43.646.625	10.816.096	-	259.018.890
Money Market Funds	-	483.850	3.781.983	1.280.644	2.364.031	-	-	7.910.508
Securities Issued	-	-	-	9.119.194	32.602.947	-	-	41.722.141
Miscellaneous Payables	-	-	-	-	-	-	2.990.804	2.990.804
Other Liabilities ^(2,3,4)	-	41.880	102.748	468.059	3.656.053	2.916.186	27.209.451	34.394.377
Total Liabilities	-	7.867.283	38.213.776	173.753.468	82.269.656	13.732.282	30.200.255	346.036.720
Liquidity Gap	8.099.464	4.660.422	3.455.879	(8.867.852)	8.611.368	11.825.508	(27.784.789)	-
Net Off Balance Sheet Position	-	3.417	-	1.186.789	-	201.404	-	1.391.610
Derivative Financial Assets	-	6.485.435	-	23.956.752	9.294.350	2.602.418	-	42.338.955
Derivative Financial Liabilities	-	6.482.018	-	22.769.963	9.294.350	2.401.014	-	40.947.345
Non-Cash Loans	-	49.649	-	199.371	176.975	-	34.409.947	34.835.942
Prior Period								
Total Assets	14.058.206	22.929.260	42.988.194	136.390.325	80.287.054	23.816.499	1.907.942	322.377.480
Total Liabilities	-	17.688.942	46.690.955	157.607.381	64.229.901	13.717.034	22.443.267	322.377.480
Liquidity Gap	14.058.206	5.240.318	(3.702.761)	(21.217.056)	16.057.153	10.099.465	(20.535.325)	-
Net Off-Balance Sheet Position	-	42.504	31.631	360.625	59.386	37.757	-	531.903
Derivative Financial Assets	-	2.619.142	4.615.275	6.593.250	20.785.376	1.846.110	-	36.459.153
Derivative Financial Liabilities	-	2.576.638	4.583.644	6.232.625	20.725.990	1.808.353	-	35.927.250
Non-Cash Loans	-	-	65.933	48.701	-	-	25.952.374	26.067.008

(1) Assets such as tangible and intangible assets, investments, subsidiaries, office supply inventory, prepaid expenses, miscellaneous receivables and other assets are classified in this column.

(2) Liabilities that are necessary for banking activities and that cannot be liquidated in the short-term, such as equity, provisions, miscellaneous payables are classified in this column.

(3) In other liabilities, the amount of TL 27.209.451 at the "unallocated" column, includes the shareholders' equity amounting to TL 23.750.636 TL unearned revenue amounting to TL, 1.104.308, provisions amounting to TL 1.115.588 TL.

(4) Subordinated debt instruments amounting to TL 2,901,759 are included in TL 2,916,186 in the column of 5 years or more in the other liabilities row.

TÜRKİYE İHRACAT KREDİ BANKASI A.Ş.
NOTES TO THE UNCONSOLIDATED FINANCIAL STATEMENTS
AS AT 31 DECEMBER 2022

(Amounts expressed in thousands of Turkish Lira (TL) unless otherwise stated.)

SECTION FOUR (Continued)

INFORMATION RELATED TO FINANCIAL POSITION OF THE BANK (Continued)

VI. Explanations on liquidity risk and liquidity coverage ratio (Continued)

4. The undiscounted cash flows of liabilities based on the remaining period to maturity dates are as follows:

Current Period	Book Value	Demand and up to 1 Month	1-3 Months	3-12 Months	1-5 Years	Over 5 Years	Unallocated	Total
Liabilities								
Bank deposits	-	-	-	-	-	-	-	-
Other deposits	-	-	-	-	-	-	-	-
Funds borrowed from other financial institutions	259.018.890	5.858.074	29.699.969	125.732.824	90.706.647	17.640.706	-	269.638.220
Funds borrowed from Interbank money market	7.910.508	6.269	3.719.639	1.408.668	2.896.307	-	-	8.030.883
Marketable securities issued	41.722.141	784.211	-	11.147.411	35.603.170	-	-	47.534.792
Miscellaneous payables	2.990.804	-	-	-	-	-	2.990.804	2.990.804
Other liabilities	10.160.694	36.106	183.245	330.625	5.177.722	3.264.787	3.458.815	12.451.300
Total liabilities	321.803.037	6.684.660	33.602.853	138.619.528	134.383.846	20.905.493	6.449.619	340.645.999

Prior Period	Book Value	Demand and up to 1 Month	1-3 Months	3-12 Months	1-5 Years	Over 5 Years	Unallocated	Total
Liabilities								
Bank deposits	-	-	-	-	-	-	-	-
Other deposits	-	-	-	-	-	-	-	-
Funds borrowed from other financial institutions	250.365.374	16.700.469	44.345.225	147.530.418	30.120.295	12.445.156	-	251.141.563
Funds borrowed from Interbank money market	6.517.681	3.124	2.395.178	1.780.645	2.353.042	-	-	6.531.989
Marketable securities issued	37.284.304	565.800	140.107	8.047.887	33.720.355	-	-	42.474.149
Miscellaneous payables	2.964.017	-	-	-	-	-	2.964.017	2.964.017
Other liabilities	10.578.812	12.995	184.990	289.519	4.256.802	3.627.815	4.928.937	13.301.058
Total liabilities	307.710.188	17.282.388	47.065.500	157.648.469	70.450.494	16.072.971	7.892.954	316.412.776

TÜRKİYE İHRACAT KREDİ BANKASI A.Ş.
NOTES TO THE UNCONSOLIDATED FINANCIAL STATEMENTS
AS AT 31 DECEMBER 2022

(Amounts expressed in thousands of Turkish Lira (TL) unless otherwise stated.)

SECTION FOUR (Continued)

INFORMATION RELATED TO FINANCIAL POSITION OF THE BANK (Continued)

VI. Explanations on liquidity risk and liquidity coverage ratio (Continued)

5. The undiscounted cash inflows and outflows of derivatives of the Bank

Current Period	Up to 1 Month	1-3 Months	3-12 Months	1-5 Years	Over 5 Years	Total
Derivatives held for trading						
Foreign exchange derivatives						
- Outflow	6.482.018	-	-	-	-	6.482.018
- Inflow	6.485.435	-	-	-	-	6.485.435
Interest rate derivatives						
- Outflow	-	-	-	-	-	-
- Inflow	-	-	-	-	-	-
Derivatives held for hedging						
Foreign exchange derivatives						
- Outflow	245.972	184.733	2.425.127	18.437.401	244.418	21.537.651
- Inflow	383.392	202.899	2.770.306	19.901.567	266.167	23.524.331
Interest rate derivatives						
- Outflow	152.714	-	10.325.566	6.611.602	-	17.089.882
- Inflow	160.329	-	9.954.251	6.538.584	-	16.653.164
Total outflow	6.880.704	184.733	12.750.693	25.049.003	244.418	45.109.551
Total inflow	7.029.156	202.899	12.724.557	26.440.151	266.167	46.662.930

Prior Period	Up to 1 Month	1-3 Months	3-12 Months	1-5 Years	Over 5 Years	Total
Derivatives held for trading						
Foreign exchange derivatives						
- Outflow	2.583.080	-	-	-	-	2.583.080
- Inflow	2.623.792	-	-	-	-	2.623.792
Interest rate derivatives						
- Outflow	-	-	-	-	-	-
- Inflow	-	-	-	-	-	-
Derivatives held for hedging						
Foreign exchange derivatives						
- Outflow	146.241	4.815.577	7.668.510	21.364.427	547.997	34.542.752
- Inflow	271.972	4.930.761	8.696.533	22.932.092	569.361	37.400.719
Interest rate derivatives						
- Outflow	-	-	274.458	6.925.478	-	7.199.936
- Inflow	-	-	354.388	6.947.638	-	7.302.026
Total outflow	2.729.321	4.815.577	7.942.968	28.289.905	547.997	44.325.768
Total inflow	2.895.764	4.930.761	9.050.921	29.879.730	569.361	47.326.537

TÜRKİYE İHRACAT KREDİ BANKASI A.Ş.
NOTES TO THE UNCONSOLIDATED FINANCIAL STATEMENTS
AS AT 31 DECEMBER 2022

(Amounts expressed in thousands of Turkish Lira (TL) unless otherwise stated.)

SECTION FOUR (Continued)

INFORMATION RELATED TO FINANCIAL POSITION OF THE BANK (Continued)

VII. Explanations on leverage ratio

a) Explanations on Differences between Current and Prior Years' Leverage Ratios

The unconsolidated leverage ratio calculated by the Bank in accordance with the "Regulation on the Measurement and Evaluation of the Leverage Level of Banks" was 6,50%. (31.12.2021: 4,79%). According to the regulation, the minimum leverage is 3%. The change in the leverage ratio is mainly due to the increase in the total risk amount stemming from the exchange rate.

b) Comparison of the total amount of assets and the total amount of risk included in the Consolidated Financial Statements in accordance with TAS

The Bank has unconsolidated financial reporting however, there is no consolidated financial reporting since there is no subsidiaries.

c) The leverage ratio table is presented below:

	Current Period^(*)	Prior Period^(*)
On-Balance Sheet Items		
On-balance sheet items (excluding derivatives and SFTs, but including collateral)	342.006.026	301.006.214
Assets amounts deducted in determining Basel III Tier 1 capital	(62.831)	(21.694)
Total on balance sheet exposures	341.943.195	300.984.520
Derivative exposures and credit derivatives		
Replacement cost associated with derivative financial instruments and credit derivatives	65.920	3.001
The potential amount of credit risk with derivative financial instruments and credit derivatives	428.606	675.710
The total amount of risk on derivative financial instruments and credit derivatives	494.526	678.711
Investment securities or commodity collateral financing transactions		
The amount of risk investment securities or commodity collateral financing transactions (Excluding on balance sheet items)	3.511.491	2.329.877
Risk amount of exchange brokerage operations	-	-
Total risks related with securities or commodity financing transactions	3.511.491	2.329.877
Off -Balance Sheet Items		
Gross notional amount of off-balance sheet items	224.491.092	137.729.104
Adjustments for conversion to credit equivalent amounts	(169.725.994)	(103.592.333)
The total risk of off-balance sheet items	54.765.098	34.136.771
Capital and Total Exposures		
Tier 1 capital	26.029.106	16.201.432
Total exposures	400.714.310	338.129.879
Leverage Ratio		
Leverage ratio	%6,50	%4,79

^(*) Three-month average of the amounts in Leverage Ratio table.

TÜRKİYE İHRACAT KREDİ BANKASI A.Ş.
NOTES TO THE UNCONSOLIDATED FINANCIAL STATEMENTS
AS AT 31 DECEMBER 2022

(Amounts expressed in thousands of Turkish Lira (TL) unless otherwise stated.)

SECTION FOUR (Continued)

INFORMATION RELATED TO FINANCIAL POSITION AND RISK MANAGEMENT OF THE BANK (Continued)

VIII. Presentation of financial assets and liabilities at their fair values

	Carrying Value		Fair Value	
	Current Period	Prior Period	Current Period	Prior Period
Financial Assets				
Due from interbank money market	1.960.381	2.329.447	1.960.381	2.329.447
Banks	6.025.168	5.851.411	6.025.168	5.851.411
Financial assets measured at fair value through other comprehensive income	219.590	117.530	219.590	117.530
Financial assets measured at amortised cost	12.110.668	9.957.445	15.923.751	8.584.989
Loans	305.612.006	288.125.056	354.004.977	301.216.417
Financial Liabilities				
Bank deposits	-	-	-	-
Other deposits	-	-	-	-
Funds borrowed from other financial institutions	259.018.890	250.365.374	292.328.802	261.060.111
Issued marketable securities ⁽¹⁾	41.722.141	37.284.304	40.415.459	35.940.234
Miscellaneous payables	2.990.804	2.964.017	2.990.804	2.964.017

⁽¹⁾ Securities traded in the markets are taken into consideration.

The fair values of financial assets measured at amortized cost are determined as Level 1 for presentation purposes.

The fair values of the loans and funds provided from other financial institutions for presentation purposes have been determined as Level 2.

Fair value measurement classification

In the table below, valuation method of financial instruments valued by fair value is given. Valuation methods according to the levels are defined as follows:

Level 1: Fair value measurements using quoted prices (unadjusted) in active markets for identical assets or liabilities;

Level 2: Fair value measurements using inputs other than quoted prices included within Level 1 that are observable for the asset or liability, either directly (as prices) or indirectly (derived from prices).

Level 3: Fair value measurements using inputs for the assets or liability that are not based on observable market data (unobservable inputs).

Current Period	Level 1	Level 2	Level 3	Total
Financial assets				
Derivative financial assets measured at fair value through profit or loss	253.714	-	-	253.714
Financial assets at fair value through other comprehensive income ⁽¹⁾	2.105.796	-	-	2.105.796
Derivative financial Assets held for fair value hedges	-	7.287	-	7.287
Derivative Financial Assets for Hedging Purposes	-	1.425.602	-	1.425.602
Financial liabilities				
Derivative financial liabilities held for trading	-	5.774	-	5.774
Derivative financial assets held for fair value hedges	-	477.273	-	477.273

⁽¹⁾Refers to the balance of financial assets traded in stock exchanges and monitored within financial assets at fair value through other comprehensive income.

TÜRKİYE İHRACAT KREDİ BANKASI A.Ş.
NOTES TO THE UNCONSOLIDATED FINANCIAL STATEMENTS
AS AT 31 DECEMBER 2022

(Amounts expressed in thousands of Turkish Lira (TL) unless otherwise stated.)

SECTION FOUR (Continued)

INFORMATION RELATED TO FINANCIAL POSITION AND RISK MANAGEMENT OF THE BANK (Continued)

VIII. Presentation of financial assets and liabilities at their fair values (Continued)

Fair value measurement classification (Continued)

Prior Period	Level 1	Level 2	Level 3	Total
Financial assets				
Derivative financial assets measured at fair value through profit or loss	178.275	-	-	178.275
Financial assets at fair value through other comprehensive income ⁽¹⁾	1.273.937	-	-	1.273.937
Derivative financial Assets held for fair value hedges	-	40.982	-	40.982
Derivative Financial Assets for Hedging Purposes	-	1.498.107	-	1.498.107
Financial liabilities				
Derivative financial liabilities held for trading	-	638	-	638
Derivative financial liabilities held for fair value hedges	-	116.339	-	116.339

(1) Fair value represents the balance of financial assets traded in stock exchanges, which are followed in financial assets at fair value through other comprehensive income.

IX. Explanations on activities carried out on behalf and account of other parties

The Bank does not carry out transactions on behalf of and account of others and there are not any trust transactions.

X. Information on risk management

1. The Bank's risk management policy

Eximbank, as Turkey's official Export Support Organization, provides export sector with credit, guarantee and insurance programs. While the Bank is not primarily engaged in profit-making activities, it maintains the level of risk that it must undertake when it fulfills its legal functions of "providing financial support to the export sector" with an approach that does not weaken the financial power and conforms to generally accepted banking and investment policies.

Eximbank supports exporters, export oriented manufacturers and exporters with contractors, entrepreneurs and foreign exchange earning companies operating with short, medium and long term cash / non-cash loans, insurance and guarantee programs. The bank applies the principle of obtaining first-quality guarantees such as letters of guarantee from commercial banks, bills of exchange, KGF and IGE guarantees for its loans. Cash, non-cash credit and treasury transaction limits for guarantee letters and warranties issued by the banks to constitute the guarantees of the credits granted by the banks through Türk Eximbank and the loans granted directly to the firm are determined and monitored within the framework of financial analysis and risk assessment studies of domestic banks. In order to carry out the activities at the optimum level, a risk appetite framework integrated with the budget process has been established considering the risk capacity of the Bank by the Board of Directors of the Bank and thus, it was ensured that the right risk position was taken.

Türk Eximbank's short, medium and long-term loan programs are implemented in accordance with the financial conditions (term, interest, collateral, etc.) approved by the Board of Directors and in accordance with the framework application principles. In loan pricing, the resource cost is determined by the Asset-Liability Committee, taking into account the maturity of the transaction, the collateral structure, and the change in interest rates in the markets, and the mission of the Bank to provide financing opportunities to exporters at costs that will make them competitive in existing markets and risky/new countries is pursued.

Commercial and political risks arising within the scope of insurance programs are transferred to reinsurer companies with agreements renewed every year. As a general principle, a certain percentage of the aforementioned risks are kept on Türk Eximbank. As of 2022, this rate is 40%.

Within the framework of export credit insurance activities, premium rates are determined by considering the risk group of the country where the buyer is resident, the payment method and maturity of the shipment, the type of the buyer (public or private) and the risk group of the buyer. The higher the risk of the country, the buyer or the payment method, or the longer the delivery term, the higher the premium rates. Pricing strategy, which is the basis for the

TÜRKİYE İHRACAT KREDİ BANKASI A.Ş.
NOTES TO THE UNCONSOLIDATED FINANCIAL STATEMENTS
AS AT 31 DECEMBER 2022

(Amounts expressed in thousands of Turkish Lira (TL) unless otherwise stated.)

SECTION FOUR (Continued)

INFORMATION RELATED TO FINANCIAL POSITION AND RISK MANAGEMENT OF THE BANK (Continued)

X. Information on risk management (Continued)

determination of premium rates; market conditions, international prices of export credit insurance services and the size of losses experienced in the past years.

General risk policy including risk appetite and indicators; It is determined by the Board of Directors. The risk management process, which is organized within the framework of risk management regulations and serves to create a common risk culture across the organization; Is a structure in which risks are defined in line with international regulations, and measurement, analysis, monitoring and reporting activities are carried out in this framework. Risk management activities are structured under the responsibility of Audit Committee.

It is essential that all employees of the Bank fulfill their duties with a sense of responsibility that aims to develop controls to eliminate or reduce the possibility of the Bank incurring losses due to the risks that may be incurred in relation to its activities. In this context, the Risk Management Department develops the necessary systems to carry out its activities, monitors the compliance of the risks with the policies and standards and the Bank limits, and continues to work on compliance with the relevant legal regulations and Basel criteria. In addition to the standard approaches used for statutory reporting, reporting risk measures are also developed through internal models and are supported by applied stress tests.

Both company and bank-based limit controls, cash and non-cash guarantees received for the said loans, the account status documents provided for the financial analysis / allocation process and the attached profit and loss statements are audited by the Board of Inspectors and the Internal Control Department over the selected files. The credit worthiness of loans and other receivables is monitored by the Credit Monitoring unit. The risks and limits of companies and banks are monitored daily and weekly by the responsible units and can be canceled instantly. Domestic and foreign bank limits are calculated using a Bank methodology based on the simplification of unnecessary allocated limit amounts and their full compliance with Basel III Rules. In terms of the creditworthiness of countries, OECD country risk groupings, reports of Berne Union member institutions, reports of independent credit rating agencies, country reports prepared within the Bank and financial statements of banks whose risk is taken are monitored regularly.

The risk management process, which is organized within the framework of risk management regulations and serves to create a common risk culture throughout the organization; It is in a structure that prioritizes "good corporate governance", where the executive units that undertake the risk, and the internal audit and surveillance units are independent from each other, the risk is defined in accordance with international regulations, and measurement, analysis, monitoring, reporting and auditing activities are carried out within this framework. The units within the internal systems undertake the task of coordination at the point of dissemination and adoption of the necessary corporate culture in order to ensure that the operational risks are managed by the risk-bearing staff. The procedures and risk definitions to be followed in exceeding the risk thresholds are included in the risk policies.

The Bank considers the establishment of risk culture throughout the Bank as an important factor, and aims to understand the importance of risk management in the execution of activities and to ensure risk awareness and sensitivity in the decision-making and action processes of all personnel.

Trainings given to employees, risk reporting to the Board of Directors, Senior Management and committees, the risk appetite framework created by the Bank and ISEDES make an important contribution to the dissemination of risk culture.

The capital adequacy standard ratio is obtained by dividing the equity by the risk weighted asset amount calculated by multiplying the cash and non-cash loans with the risk weight ratios in the relevant legislation. Calculation is made according to the standard method for credit and market risk, and according to the basic indicator approach for operational risk. Counterparty Credit Risk is measured according to the Basel 3 Standard Method. While calculating the Liquidity Coverage Ratio, one of the liquidity metrics, the action plans prepared within the scope of the Liquidity Action Plan are also taken into account to monitor the medium-long term liquidity balance of the Bank. In addition, daily liquidity monitoring is carried out by Risk Management, taking into account the cash inflows and outflows arising from all product segments.

Within the framework of the "Regulation on the Measurement and Evaluation of the Interest Rate Risk Arising from Banking Accounts with the Standard Shock Method", a stress test report to measure the effect of interest rate shocks (+5 and -4 for TL, +2 and -2) on the bank's balance sheet is published monthly. It is sent to the BRSA. According to the regulation, the ratio of the net present value changes that will be created in the bank balance sheet by the interest shocks to the equities in the relevant month should not exceed 20%. The related ratio is well below the legal limit due to the strong equity structure of the Bank and the high matching of assets and liabilities.

TÜRKİYE İHRACAT KREDİ BANKASI A.Ş.
NOTES TO THE UNCONSOLIDATED FINANCIAL STATEMENTS
AS AT 31 DECEMBER 2022

(Amounts expressed in thousands of Turkish Lira (TL) unless otherwise stated.)

SECTION FOUR (Continued)

INFORMATION RELATED TO FINANCIAL POSITION AND RISK MANAGEMENT OF THE BANK (Continued)

X. Information on risk management (Continued)

The risk of the bank is reported to the senior management on an integrated basis with Risk Assessment and Problem Loans Reports. In addition, the risks arising from treasury transactions and the total risks directly or indirectly on commercial banks are monitored daily by the relevant units and reported to the management. Within the scope of the “Regulation on the Procurement of Support Services by Banks” Board of Directors, through the Audit Committee at least once a year, determines the general policies and principles regarding the services that the Bank receives/will receive support services. The Risk Analysis Report submitted to the company is being prepared.

As the Risk Management Presidency, active participation is ensured in the Assets and Liabilities Committee, which is held every month, and the Senior Management is informed about the current situation regarding risk management.

The effects of developments related to COVID-19 on the Bank's risk profile and risk appetite framework are closely monitored within the Bank's risk measurement, reporting and management processes. In addition, based on Article 93 of the Banking Law No. 5411, the capital adequacy ratio regarding various regulations published by the BRSA (Risk Center notifications, derivative transactions, etc.) within the scope of the coordinated macro-prudential steps taken to strengthen financial stability and to use resources more efficiently and to operate the credit system effectively. calculations are carried out and reflected in the legal reports.

Stress tests are carried out at year-ends within the framework of the text of the Regulation on Banks' Internal Systems and Internal Capital Adequacy Assessment Process and BRSA good practice guidelines and sent to the BRSA until the end of March of the following year. At the Bank, the results of the stress test are also reported to the senior management and are taken into account in internal decisions. Within the scope of İSEDES, in addition to credit risk, market risk and operational risk, which are also included in the calculation of regulatory capital liability, interest rate risk arising from banking accounts, yield curve risk, reinvestment risk, non-repayment risk, optionality risk, duration-convexity, value at risk. analysis, concentration risks and liquidity risk assessments on the basis of country and banks accepted as collateral within the scope of credit risk. Recently, environmental and social risks and climate-related risks have been closely monitored.

The Bank issuing the loans with the guarantee of the commercial banks in Turkey (guarantee letter, warranty etc.) is not subject to any risk arising from the companies. On the other hand, a systemic risk that may be experienced in the banking sector is monitored closely and the intention and controls are used to prevent concentration on the bank basis. Credit policies are based on improving asset quality, supporting effective risk management and compliance with legal practices.

TÜRKİYE İHRACAT KREDİ BANKASI A.Ş.
NOTES TO THE UNCONSOLIDATED FINANCIAL STATEMENTS
AS AT 31 DECEMBER 2022

(Amounts expressed in thousands of Turkish Lira (TL) unless otherwise stated.)

SECTION FOUR (Continued)

INFORMATION RELATED TO FINANCIAL POSITION AND RISK MANAGEMENT OF THE BANK
(Continued)

X. Information on risk management (Continued)

2. Overview of risk weighted amounts

	Risk Weighted Amount		Minimum Capital Requirements
	Current Period	Prior Period	Current Period
1 Credit risk (excluding counterparty credit risk) (CCR)	135.670.039	106.408.634	10.853.603
2 Of which standardized approach (SA)	135.670.039	106.408.634	10.853.603
3 Of which internal rating-based (IRB) approach		-	
4 Counterparty credit risk	1.944.345	2.100.913	155.548
5 Of which standardized approach for counterparty credit risk (SA-CCR)	1.944.345	2.100.913	155.548
6 Of which internal model method (IMM)		-	
7 Equity positions in banking book under basic risk weighting or internal rating-based approach			
8 Equity investments in funds – look-through approach		-	
9 Equity investments in funds – mandate-based approach		-	
10 Equity investments in funds – 1250% weighted risk approach		-	
11 Settlement risk		-	
12 Securitization positions in banking accounts		-	
13 Of which IRB ratings-based approach (RBA)		-	
14 Of which IRB Supervisory formula approach (SFA)		-	
15 SA/simplified supervisory formula approach (SSFA)		-	
16 Market risk	1.189.180	334.850	95.134
17 Of which standardized approach (SA)	1.189.180	334.850	95.134
18 Of which internal model approaches (IMM)		-	
19 Operational Risk	5.144.913	3.392.163	411.593
20 Of which Basic Indicator Approach	5.144.913	3.392.163	411.593
21 Of which Standardized approach (SA)		-	
22 Of which Advanced measurement approach		-	
23 The amounts below the thresholds for deduction from capital (subject to a 250% risk weight)		-	
24 Floor adjustment		-	
25 Total (1+4+7+8+9+10+11+12+16+19+23+24)	143.948.477	112.236.560	11.515.878

TÜRKİYE İHRACAT KREDİ BANKASI A.Ş.
NOTES TO THE UNCONSOLIDATED FINANCIAL STATEMENTS
AS AT 31 DECEMBER 2022

(Amounts expressed in thousands of Turkish Lira (TL) unless otherwise stated.)

SECTION FOUR (Continued)

INFORMATION RELATED TO FINANCIAL POSITION OF THE BANK (Continued)

X. Information on risk management (Continued)

3. Linkages between Financial Statements and Risk Amounts

Differences and matching between asset and liabilities' carrying values in financial statements and risk amounts in capital adequacy calculation

	Carrying values in financial statements prepared as per TAS	Carrying values of items in accordance with Turkish Accounting Standards				Not subject to capital requirements or subject to deduction from capital
		Subject to credit risk	Subject to counterparty credit risk	Securitization Positions	Subject to market risk	
Assets						
Cash and CBRT	6.548.492	6.548.492	-	-	-	-
Banks	6.024.835	6.025.168	-	-	-	(333)
Money market placements	1.960.381	1.960.381	-	-	-	-
Financial assets at fair value through profit/loss	253.714	-	-	-	253.714	-
Financial assets measured at fair value through other comprehensive income	2.325.386	2.662.519	-	-	-	-
Derivative financial assets	1.432.889	-	1.432.889	-	-	-
Loans	304.838.890	304.964.215	-	-	-	(125.325)
Lease receivables	-	-	-	-	-	-
Factoring receivables	-	-	-	-	-	-
Financial assets measured at amortised cost	12.110.668	12.110.668	-	-	-	-
Assets held for sale and discontinued operations	-	-	-	-	-	-
Investment in associates	169.198	169.198	-	-	-	-
Subsidiaries	-	-	-	-	-	-
Joint ventures	-	-	-	-	-	-
Tangible assets	32.751	32.131	-	-	-	620
Intangible assets	51.087	-	-	-	-	51.087
Investment property	1.906	1.905	-	-	-	-
Tax asset	-	-	-	-	-	-
Deferred Tax Asset	-	-	-	-	-	-
Other assets	10.286.523	10.310.849	-	-	-	(24.326)
Total assets	346.036.720	344.785.526	1.432.889	-	253.714	(98.277)
Liabilities						
Deposits	-	-	-	-	-	-
Funds borrowed	259.018.890	-	-	-	-	259.018.890
Money market funds	7.910.508	-	7.910.508	-	-	-
Securities issued (net)	41.722.141	-	-	-	-	41.722.141
Funds	944.914	-	-	-	-	944.914
Financial liabilities at Fair Value through Profit and Loss	-	-	-	-	-	-
Derivative financial liabilities	483.047	-	483.047	-	-	-
Factoring payables	-	-	-	-	-	-
Lease payables	11.996	-	-	-	-	11.996
Provisions	1.115.588	-	-	-	-	1.115.588
Current tax liability	36.106	-	-	-	-	36.106
Deferred Tax Liability	-	-	-	-	-	-
Liabilities for tangible assets held for sale and related to discontinued operations	-	-	-	-	-	-
Subordinated loans	6.507.220	-	-	-	-	6.507.220
Other liabilities	4.535.674	-	-	-	-	4.535.674
Shareholders' equity	23.750.636	-	-	-	-	23.750.636
Total liabilities	346.036.720	-	8.393.555	-	-	337.643.165

TÜRKİYE İHRACAT KREDİ BANKASI A.Ş.
NOTES TO THE UNCONSOLIDATED FINANCIAL STATEMENTS
AS AT 31 DECEMBER 2022

(Amounts expressed in thousands of Turkish Lira (TL) unless otherwise stated.)

SECTION FOUR (Continued)

INFORMATION RELATED TO FINANCIAL POSITION OF THE BANK (Continued)

X. Information on risk management (Continued)

4. Linkages Between Financial Statements and Risk Amounts

The main sources of the differences between the risk amounts and the amounts assessed in accordance with TAS in the financial statements

		Total	Credit Risk	Securitization Positions	Counterparty credit risk	Market risk	Not Subject to Capital Requirements or Deducted from Capital
1	Asset carrying value amount under regulatory in financial statement	346.036.720	344.785.526	-	1.432.889	253.714	(98.277)
2	Liabilities carrying value amount under regulatory in financial statement	346.036.720	-	-	-	-	-
3	Total net amount scope of financial statement	-	-	-	-	-	-
4	Off-balance sheet amounts	17.972.104	17.972.104	-	-	-	-
5	Differences in valuations	-	-	-	-	-	-
6	Differences due to different netting rules (except those put in line 2)	-	-	-	-	-	-
7	Differences due to consideration of provisions	-	-	-	-	-	-
8	Differences due to prudential filters	-	-	-	-	-	-
9	Risk Amounts	364.008.824	362.757.630		1.432.889	253.714	(98.277)

There is a slight difference between the amounts in the respective columns by securities. The reason for this difference is that while the said securities are written off by netting in the accounting presentation, they are taken into account in the capital adequacy calculations without such an accounting netting.

According to TAS, there is no difference between the Bank's risk assessed amounts and risk amounts. There is a little difference by securities. The reason for this difference is that while the said securities are written off by netting in the accounting presentation, they are taken into account in the capital adequacy calculations without such an accounting netting.

- Valuation methodologies including a description of the use of market value and model value methodologies.

- Definition of independent price approval processes

- Processes for valuation adjustments or differences. (Includes definition of process and methodology for valuation of trading positions according to the type of financial instrument.)

Bank Position transactions are all kinds of money market, capital market, foreign exchange market and derivative market transactions (excluding transactions for trading purposes) performed by the Treasury Directorate for currency, interest and liquidity risk management.

For the purpose of hedging against the market risk that the Bank may be exposed to through the trading portfolio, all trading securities portfolio, trading / foreign currency and foreign currency / Turkish currency transactions are evaluated on a daily basis with the current market rates.

In order to limit possible loss that may arise from market risk, the maximum amounts that can be carried per day, the maximum amount of transactions and the limit of termination of damages shall be applied within the limits set by the Board of Directors for all Turkish Currency and Foreign Exchange transactions for trading purposes. In other words, these limitations are determined on a product basis and are also subject to limitations according to the duties and authorities of the traders, and compliance with these limits is automatically made by the system.

Financial assets measured at amortised costs are valued by internal rate of return.

The Bank applies the principle which is accepting first group guarantee like letter of guarantee from commercial banks, warranty etc. for its loans. For this reason, the "institutional receivables" risk category is largely transformed into "receivables from banks and intermediary institutions".

TÜRKİYE İHRACAT KREDİ BANKASI A.Ş.
NOTES TO THE UNCONSOLIDATED FINANCIAL STATEMENTS
AS AT 31 DECEMBER 2022

(Amounts expressed in thousands of Turkish Lira (TL) unless otherwise stated.)

SECTION FOUR (Continued)

INFORMATION RELATED TO FINANCIAL POSITION OF THE BANK (Continued)

X. Information on risk management (Continued)

5. Public Disclosures on Credit Risk

In order to avoid the risk of concentration, the bank-based distribution of collateral is monitored closely and the policy of undertaking risk up to 20% of total cash and non-cash credit risk, except treasury transactions for a single bank, is followed by limit controls. In addition, credit limits to be used by a single company are determined by the Credit Committee within the limits of the Board of Directors and legal limits.

In order to ensure that credits are in line with company and bank limits, there are controls on the system that prevent limit overruns. These checks are periodically tested by the Internal Control Department. The limits of the banks that receive guarantees are monitored daily by the Financial Institutions Directorate. Limit change requirements are regularly monitored and necessary updates are made by the Board of Directors.

Both the company and bank-based limit controls, the cash and non-cash guarantees received for the said loans, the account status documents provided for the financial analysis / allocation process and the attached profit and loss statements are prepared by the Board of Inspectors and the Internal Control Department over the files selected for the sample is inspected. The credit worthiness of loans and other receivables is monitored by the Credit Monitoring unit. The risks and limits of companies and banks are monitored daily and weekly by the responsible units and can be canceled instantly. Domestic and foreign bank limits are calculated using a Bank methodology based on the simplification of unnecessary allocated limit amounts and their full compliance with Basel III Rules. In terms of the creditworthiness of countries, OECD country risk groupings, reports of Berne Union member institutions, reports of independent credit rating agencies, country reports prepared within the Bank and financial statements of banks whose risk is taken are monitored regularly.

The Risk Assessment Report prepared by the Risk Management Department and senior management and board of directors lending programs are periodically informed on the basis of total risks and problem loans. The Financial Institutions Department monitors the existing risks on an intermediary bank basis on a daily basis.

5.1. Credit quality of assets

		Gross Carrying Value in Financial Statements Prepared in Accordance with Turkish Accounting Standards (TAS)		Allowances/ amortization and impairments	Net Values
		Defaulted	Non-defaulted		
1	Loans	647.791	254.379.790	771.181	254.256.400
2	Debt Securities		12.110.893	120.297	11.990.596
3	Off-balance sheet exposures		26.025.966	426.194	25.599.772
4	Total	647.791	292.516.649	1.317.672	291.846.768

5.2. Changes in stock of default loans and debt securities

1	Defaulted loans and debt securities at end of the previous reporting period	559.756
2	Loans and debt securities that have defaulted since the last reporting period	289.422
3	Receivables back to non-defaulted status	-
4	Amounts written off	(29.082)
5	Other changes	(172.305)
6	Defaulted loans and debt securities at end of the reporting period (1+2-3-4±5)	647.791

5.3. Additional Explanation about the Credit Quality of Asset

Additional qualitative disclosures about the credit quality of assets

Due to the fact that loan debt is not performed or cannot be paid by the debtor in the loan repayment period, the loans that are not paid in due period are considered as overdue receivables in terms of accounting practices.

With the transition to TFRS 9, the impairment model and expected loss provision calculation methodology used by the Bank in determining the provisions for its financial assets and overdue receivables are explained in the Section III Note VII.

TÜRKİYE İHRACAT KREDİ BANKASI A.Ş.
NOTES TO THE UNCONSOLIDATED FINANCIAL STATEMENTS
AS AT 31 DECEMBER 2022

(Amounts expressed in thousands of Turkish Lira (TL) unless otherwise stated.)

SECTION FOUR (Continued)

INFORMATION RELATED TO FINANCIAL POSITION OF THE BANK (Continued)

X. Information on risk management (Continued)

5.3 Additional Explanation about the Credit Quality of Asset (Continued)

Additional qualitative disclosures about the credit quality of assets (Continued)

Loans and other receivables restructured or rescheduled in order to provide liquidity to the borrower and to collect the receivables of the borrower pursuant to the related provisions of the regulation are followed by debt to the relevant loan accounts after the conditions specified in the said Regulation are fulfilled. As of 31 December 2022, there are restructured or rescheduled loans among the standard loans and loans in close follow-up with a total amount of TL 1.843.620 and there are restructured or rescheduled loans and receivables with a total amount of TL 10.765 among the non-performing loans.

Additional quantitative disclosures about the credit quality of assets

- a) According to the geographical area of the receivables, according to the sector and according to the remaining maturity.

Explanations about the breakdown of receivables according to geographical regions, sectors and residuals are included in the “Explanations on Credit Risk” section.

- b) Amounts of receivables that are provisioned on geographical regions and sector basis and related provisions and amounts deleted from assets

Current Period	Non-Performing Loans^(*)	Expected Loss Provisions
Domestic	2.159.117	131.005
EU Countries	397.408	397.408
OECD Countries	9.375	9.375
Off-shore Banking Regions	-	-
USA, Canada	2.614	2.614
Other Countries	110.382	110.382
Total	2.678.896	650.784

Current Period	Non-Performing Loans^(*)	Expected Loss Provisions
Agriculture	101.557	101.557
Farming and Stockbreeding	81.913	81.913
Forestry	19.644	19.644
Fishery	-	-
Industry	1.617.441	301.671
Mining and Quarrying	-	-
Production	1.613.319	297.549
Electricity, Gas and Water	4.122	4.122
Construction	219.828	71.897
Services	699.759	147.990
Wholesale and Retail Trade	142.580	88.479
Hotel, Food and Beverage services	147.472	51.154
Transportation and Telecom	6.397	6.397
Financial Institutions	292	292
Real Estate and Rental Services	-	-
Self-employment Services	-	-
Educational Services	-	-
Health and Social Services	403.018	1.668
Other	40.311	27.669
Total	2.678.896	650.784

^(*) Non-performing loans include non-performing loans and loans under close monitoring.

As of 31 December 2022, the total of non-performing loans written off from assets is amounting to TL 29.082.

TÜRKİYE İHRACAT KREDİ BANKASI A.Ş.
NOTES TO THE UNCONSOLIDATED FINANCIAL STATEMENTS
AS AT 31 DECEMBER 2022

(Amounts expressed in thousands of Turkish Lira (TL) unless otherwise stated.)

SECTION FOUR (Continued)

INFORMATION RELATED TO FINANCIAL POSITION OF THE BANK (Continued)

X. Information on risk management (Continued)

5. Public Explanations on Credit Risk (Continued)

5.3. Additional Explanation about the Credit Quality of Asset (Continued)

c) Aging analysis for overdue receivables

Past due items (*)	Current Period	Prior Period
Up to 3 months	2.032.423	3.018.540
3-12 months	4.699	3.770
1-5 years	20.792	415.732
5 years and over	620.982	130.384
Total	2.678.896	3.568.426

(*) Non-performing receivables include non-performing loans and loans under close monitoring.

d) Analysis of restructured loans according to making provision

Current Period	Restructured Receivables	Expected Loss Provisions
Restructured Standard Loans and Other Receivables	-	-
Loans and Other Receivables Under Close Monitoring	1.843.620	2.849
Restructured Non-performing Loans	10.765	10.765
Total	1.854.385	13.614

Prior Period	Restructured Receivables	Expected Loss Provisions
Restructured Standard Loans and Other Receivables	-	-
Loans and Other Receivables Under Close Monitoring	2.481.032	5.341
Restructured Non-performing Loans	7.519	7.519
Total	2.488.551	12.860

5.4. Credit risk mitigation techniques

5.4.1. Politics and processes of offsetting balance sheet and off-balance sheet items

The Bank does not make balance sheet and off-balance sheet offsetting as risk mitigation technique.

5.4.2. Basic characteristics of policies and processes related to the assessment and management of collateral

The Bank receives letters of guarantee for all cash loans granted by the banks in Turkey and abroad. Within this scope, the limits given to the banks are checked regularly and amendments are made with the decision of the Board of Directors when necessary.

5.4.3. Intensification of market and credit risk arising from credit risk mitigation tools used

The letters of guarantee and bills of exchange issued by the banks, as well as the cash, non-cash loan and treasury transaction limits, are determined and monitored within the framework of the financial analysis and risk assessment studies of domestic banks by Türk Eximbank to constitute the guarantee for the loans extended through banks and the loans extended directly to companies. In order to avoid the risk of concentration, the distribution of collateral on a bank basis is closely monitored, and the policy of assuming up to 20% of the total cash and non-cash credit risk for a single bank, excluding treasury transactions, is followed by limit controls. In the stress test report, which is sent to the BRSA every year, concentration risk measurements are made by using the Herfindahl-Hirschman Index, Shannon-Wiener Index, Simpson's Index and Berger-Parker Index, which differ on the basis of banks that receive collateral and customers using loans.

5.4.4. Risk Decreasing Techniques – General Overview

	Exposures unsecured	Exposures secured by collateral	Exposures secured by collateral, of which: secured amount	Exposures secured by financial guarantees	Exposures secured by financial guarantees, of which: secured amount	Exposures secured by credit derivatives	Exposures secured by credit derivatives, of which: secured amount
1 Loans	4.840	254.251.559	253.663.416	-	-	-	-
2 Debt securities	11.990.597	-	-	-	-	-	-
3 Total	11.995.437	254.251.559	253.663.416	-	-	-	-
4 Of which defaulted	-	-	-	-	-	-	-

According to the Regulation on the Measurement and Evaluation of Capital Adequacy of Banks, the external rating grades of the counterparties of Fitch Ratings International Rating Agency are used in determining the risk weights for the entire risk class from central government or central banks. There has been no change in the rating agency used during the period.

TÜRKİYE İHRACAT KREDİ BANKASI A.Ş.
NOTES TO THE UNCONSOLIDATED FINANCIAL STATEMENTS
AS AT 31 DECEMBER 2022

(Amounts expressed in thousands of Turkish Lira (TL) unless otherwise stated.)

SECTION FOUR (Continued)

INFORMATION RELATED TO FINANCIAL POSITION OF THE BANK (Continued)

X. Information on risk management (Continued)

5. Public Explanations on Credit Risk (Continued)

5.4. Credit risk mitigation techniques (Continued)

5.4.5. Standard approach - Exposure credit risk and credit risk mitigation effects

Risk Groups		Exposures before CCF and CRM		Exposures post-CCF and CRM		RWA and RWA density	
		On-balance sheet amount	Off-balance sheet amount	On-balance sheet Amount	Off-balance sheet amount	Risk-weighted amount	Risk-weighted amount density (%)
1	Exposures to sovereigns and their central banks	25.926.788	373.210	22.197.589	-	13.062.574	58,85
2	Exposures to regional and local governments	-	-	-	-	-	-
3	Exposures to administrative bodies and non-commercial entities	-	-	-	-	-	-
4	Exposures to multilateral development banks	-	-	-	-	-	-
5	Exposures to international organizations	-	-	-	-	-	-
6	Exposures to banks and securities firms	21.973.850	60.518.982	253.996.880	-	97.763.125	38,49
7	Exposures to corporates	219.872.966	101.864.934	1.691	12.417.160	12.418.850	100,00
8	Retail exposures	9.893.801	5.600.747	1.471.246	1.022.425	1.870.910	75,03
9	Exposures secured by residential property	12.259	-	12.259	-	4.290	35,00
10	Exposures secured by commercial property	86.847	-	86.847	-	43.424	50,00
11	Past-due loans	-	-	-	-	-	-
12	Exposures in higher-risk categories	47.861	-	47.861	-	189.296	395,51
13	Exposures in the form of bonds secured by mortgages	-	-	-	-	-	-
14	Short term exposures to banks, brokerage houses and corporates	-	-	-	-	-	-
15	Equity investments in the form of collective investment undertakings	-	-	-	-	-	-
16	Other exposures	9.928.781	-	9.928.781	-	9.928.781	100,00
17	Equity investments	388.788	-	388.788	-	388.788	100,00
18	Total	288.131.941	168.357.873	288.131.942	13.439.585	135.670.038	44,99

TÜRKİYE İHRACAT KREDİ BANKASI A.Ş.
NOTES TO THE UNCONSOLIDATED FINANCIAL STATEMENTS
AS AT 31 DECEMBER 2022

(Amounts expressed in thousands of Turkish Lira (TL) unless otherwise stated.)

SECTION FOUR (Continued)

INFORMATION RELATED TO FINANCIAL POSITION OF THE BANK (Continued)

X. Information on risk management (Continued)

5. Public Explanations on Credit Risk (Continued)

5.4. Credit risk mitigation techniques (Continued)

5.4.6. Standard Approach - Receivables according to risk classes and risk weights

	Risk Groups/ Risk Weights	0%	10%	20%	35% ⁽¹⁾	50%	75%	100%	150%	500%	Others	Total risk amount ⁽²⁾
1	Exposures to sovereigns and their central banks	9.135.015	-	-	-	-	-	13.062.574	-	-	-	22.197.589
2	Exposures to regional and local governments	-	-	-	-	-	-	-	-	-	-	-
3	Exposures to administrative bodies and non-commercial entities	-	-	-	-	-	-	-	-	-	-	-
4	Exposures to multilateral development banks	-	-	-	-	-	-	-	-	-	-	-
5	Exposures to international organizations	-	-	-	-	-	-	-	-	-	-	-
6	Exposures to banks and securities firms	144.823.978	-	3.207.542	-	17.687.488	-	88.277.872	-	-	-	253.996.880
7	Exposures to corporates	-	-	-	-	-	-	12.418.851	-	-	-	12.418.851
8	Retail exposures	1	-	-	-	-	2.491.042	2.628	-	-	-	2.493.671
9	Exposures secured by residential property	-	-	-	12.259	-	-	-	-	-	-	12.259
10	Exposures secured by commercial property	-	-	-	-	86.847	-	-	-	-	-	86.847
11	Past-due loans	-	-	-	-	-	-	-	-	-	-	-
12	Exposures in higher-risk categories	-	-	-	-	-	-	-	14.288	33.573	-	47.861
13	Exposures in the form of bonds secured by mortgages	-	-	-	-	-	-	-	-	-	-	-
14	Short term exposures to banks, brokerage houses and corporates	-	-	-	-	-	-	-	-	-	-	-
15	Equity investments in the form of collective investment undertakings	-	-	-	-	-	-	-	-	-	-	-
16	Equity investments	-	-	-	-	-	-	388.788	-	-	-	388.788
17	Other exposures	-	-	-	-	-	-	9.928.781	-	-	-	9.928.781
18	Total	153.958.994	-	3.207.542	12.259	17.774.335	2.491.042	124.079.494	14.288	33.573	-	301.571.527

⁽¹⁾ Secured by residential property

⁽²⁾ Exposures post-CCR and CRM

6. Explanations on counterparty credit risk

6.1. Qualitative Explanations on Counterparty credit risk

For transactions made with foreign banks, the amount and the maturity limit are established by the resolution of the Board of Directors. Limits are checked by Treasury Directorate. The majority of transactions that create counterparty risk in the Bank are money, interest swaps and forward transactions intended for hedging purposes. Fair value appraisal method is used in determining the amount subject to counterparty risk in accordance with the principles stated in Appendix-2 of the Regulation on Measurement and Evaluation of Capital Adequacy of Banks. There is no reverse trend risk due to counterparty credit risk policies. If Repo transactions are carried out in our bank under Takasbank guarantee, the Central Counterparty Risk is calculated by taking into account the tables revised by Takasbank and containing the values that the Banks will use in calculating the capital requirement for the risks related to the qualified transactions with the Central Counterparties. In addition, OTC money market transactions, which do not have the characteristics of a Central Counterparty, are also carried out, and the counterparty credit risk is measured by taking into account the collateral and haircut ratios for the relevant transactions.

TÜRKİYE İHRACAT KREDİ BANKASI A.Ş.
NOTES TO THE UNCONSOLIDATED FINANCIAL STATEMENTS
AS AT 31 DECEMBER 2022

(Amounts expressed in thousands of Turkish Lira (TL) unless otherwise stated.)

SECTION FOUR (Continued)

INFORMATION RELATED TO FINANCIAL POSITION OF THE BANK (Continued)

X. Information on risk management (Continued)

6. Explanations on counterparty credit risk (Continued)

6.2. Counterparty credit risk (CCR) approach analysis

		Replacement Cost	Potential Credit Risk	EEPE	Alpha used for computing regulatory EAD	Exposure after Credit Risk Mitigation	Risk Weighted Amounts
1	Standardized Approach -CCR (for derivatives)	31.033	340.653		1,40	371.686	172.567
2	Internal Model Method (for derivative financial instruments, repo transactions, securities or commodity lending or borrowing transactions, long settlement transactions and securities financing transactions)			-	-	-	-
3	Simple Approach for credit risk mitigation (for repo transactions, securities or commodity lending or borrowing transactions, long settlement transactions and securities financing transactions)					9.508.622	1.722.689
4	Comprehensive Approach for credit risk mitigation (for repo transactions, securities or commodity lending or borrowing transactions, long settlement transactions and securities financing transactions)					47.778	9.556
5	Value-at-Risk (VaR) for repo transactions, securities or commodity lending or borrowing transactions, long settlement transactions and securities financing transactions					-	-
6	Total						1.904.812

6.3 Credit valuation adjustment (CVA) for capital obligation

		Risk Amounts (After use of credit risk mitigation techniques)	Risk Weighted Amounts
	Total portfolio value with comprehensive approach CVA capital adequacy	-	-
1	(i) Value at Risk component (including the 3*multiplier)		-
2	(ii) Stressed Value at Risk component (including the 3*multiplier)		-
3	Total portfolio value with standardized approach CVA capital charge	83.286.299	-
4	Total subject to the CVA capital charge	17.363	8.313

TÜRKİYE İHRACAT KREDİ BANKASI A.Ş.
NOTES TO THE UNCONSOLIDATED FINANCIAL STATEMENTS
AS AT 31 DECEMBER 2022

(Amounts expressed in thousands of Turkish Lira (TL) unless otherwise stated.)

SECTION FOUR (Continued)

INFORMATION RELATED TO FINANCIAL POSITION OF THE BANK (Continued)

X. Information on risk management (Continued)

6. Explanations on counterparty credit risk (Continued)

6.4. CCR Exposures by Risk Class and Risk Weights

Risk Weights	0%	10%	20%	50%	75%	100%	150%	Other	Total Credit Risk
Risk Groups									
Conditional and unconditional exposures to sovereigns and their central banks	9.843.254	-	-	-	-	-	-	-	-
Conditional and unconditional exposures to regional and local governments	-	-	-	-	-	-	-	-	-
Conditional and unconditional exposures to administrative bodies and non-commercial entities	-	-	-	-	-	-	-	-	-
Conditional and unconditional exposures to multilateral development banks	-	-	-	-	-	-	-	-	-
Conditional and unconditional exposures to international organizations	-	-	-	-	-	-	-	-	-
Conditional and unconditional exposures to banks and securities firms	2.711.426	-	5.129.129	1.774.599	-	-	-	-	1.913.125
Exposures to corporates	-	-	-	-	-	-	-	-	-
Retail exposures	-	-	-	-	-	-	-	-	-
Exposures secured by residential property	-	-	-	-	-	-	-	-	-
Exposures secured by commercial property	-	-	-	-	-	-	-	-	-
Exposures in high-risk categories	-	-	-	-	-	-	-	-	-
Exposures in the form of bonds secured by mortgages	-	-	-	-	-	-	-	-	-
Securitization positions	-	-	-	-	-	-	-	-	-
Short term exposures to banks, brokerage houses and corporates	-	-	-	-	-	-	-	-	-
Equity investments in the form of collective investment undertakings	-	-	-	-	-	-	-	-	-
Equity investments	-	-	-	-	-	-	-	-	-
Other Exposures	-	-	-	-	-	-	-	-	-
Other Assets	-	-	-	-	-	-	-	-	-
Total	12.554.680	-	5.129.129	1.774.599	-	-	-	-	1.913.125

TÜRKİYE İHRACAT KREDİ BANKASI A.Ş.
NOTES TO THE UNCONSOLIDATED FINANCIAL STATEMENTS
AS AT 31 DECEMBER 2022

(Amounts expressed in thousands of Turkish Lira (TL) unless otherwise stated.)

SECTION FOUR (Continued)

INFORMATION RELATED TO FINANCIAL POSITION OF THE BANK (Continued)

X. Information on risk management (Continued)

6. Explanations on counterparty credit risk (Continued)

6.5. Collateral for CCR

	Collateral used in derivative transactions				Collateral used in other transactions	
	Collateral received		Posted collateral		Collateral received	Posted collateral
	Segregated	Unsegregated	Segregated	Unsegregated		
Cash-domestic currency	-	-	-	-	330.431	-
Cash-foreign currency	-	-	-	-	-	-
Domestic sovereign debts	-	-	-	-	-	-
Other sovereign debts	-	-	-	-	2.711.426	-
Government agency debts	-	-	-	-	-	-
Corporate debts	-	-	-	-	-	-
Equity securities	-	-	-	-	-	-
Other collateral	-	-	-	-	-	-
Total	-	-	-	-	3.041.857	-

6.6. Exposures to central counterparties

None.

6.7. Counterparty credit risk based on risk class and probability of default

None.

6.8. Counterparty credit risk based on credit variety

None.

TÜRKİYE İHRACAT KREDİ BANKASI A.Ş.
NOTES TO THE UNCONSOLIDATED FINANCIAL STATEMENTS
AS AT 31 DECEMBER 2022

(Amounts expressed in thousands of Turkish Lira (TL) unless otherwise stated.)

SECTION FOUR (Continued)

INFORMATION RELATED TO FINANCIAL POSITION OF THE BANK (Continued)

X. Information on risk management (Continued)

7. Change Table of Risk Weighted Amounts Based on Internal Rating (IRB) Approach

None.

7.1. Internal Rating (IRB) Portfolio and Default Probability credit risk amounts based on interval

None.

7.2. Effect of Credit Derivatives Used as Internal Rating (IRB) Credit Risk Mitigation Technique on Risk Weighted Amount

None.

7.3. Specialized loans based on Internal Rating (IRB) and stock investments subject to simple risk weighting approach

None.

7.4. Risk Weighted Assets within Internal Model Methodology

None.

8. Market Risk Disclosures

8.1. Qualitative information to be disclosed to the public regarding market risk

Market risk refers to the possibility of loss that may arise due to the interest, exchange rate and price changes arising from the fluctuations in the financial markets in the positions of the Bank in the on-balance sheet and off-balance sheet accounts, and as a result, the changes that may occur in the Bank's income/expenses item and return on equity. In order to hedge the market risk that the Bank may be exposed to as a result of its financial activities, the entire trading portfolio of Turkish Lira (TL) and Foreign Currency securities is evaluated daily at current rates in the market. In order to limit the possible loss that may arise from the market risk, for all TL and foreign currency transactions for trading purposes, including securities transactions, the daily maximum amount that can be carried, maximum transaction amounts and stop loss limits are applied within the limits determined by the Board of Directors. In calculating the market risk that the Bank is exposed to in the Capital Adequacy Analysis Form, "Currency Risk", "Interest Risk" and "Specific Risk" are calculated based on the "Market Risk Measurement Method with the Standard Method" published by the BRSA. In addition, Value at Risk (VAR) calculations are carried out to comply with international studies and for information purposes only, apart from legal reporting.

Derivative transactions are initially measured at fair value and transaction costs that are attributable to them are recognized in profit or loss as they are incurred. They are valued with their fair values in subsequent periods. This valuation result is reflected in the financial statements as a single asset or liability on a contract basis by netting off the receivables and payables arising from each contract within their fair values. The method of accounting for the resulting profit or loss varies depending on whether the derivative is intended for hedging or not and the content of the hedged asset.

TÜRKİYE İHRACAT KREDİ BANKASI A.Ş.
NOTES TO THE UNCONSOLIDATED FINANCIAL STATEMENTS
AS AT 31 DECEMBER 2022

(Amounts expressed in thousands of Turkish Lira (TL) unless otherwise stated.)

SECTION FOUR (Continued)

INFORMATION RELATED TO FINANCIAL POSITION OF THE BANK (Continued)

X. Information on risk management (Continued)

8. Market Risk Explanations (Continued)

8.2. Standardized Approach

		Risk Weighted Amounts
	Outright Products	
1	Interest rate risk (general and specific)	307.081
2	Equity risk (general and specific)	-
3	Foreign exchange risk	882.099
4	Commodity risk	-
	Options	
5	Simplified approach	-
6	Delta-plus method	-
7	Scenario approach	-
8	Securitizations	-
9	Total	1.189.180

8.3. Internal model approach for trading account

None.

8.4. Comparison of Risk Exposure Value (VAR) estimates with profit / loss

None.

9. Explanations on Operational Risk

Calculation of the operational risk capital requirement is measured using the Basic Indicator Approach once a year in parallel with domestic regulations.

The information contained in the following table when using the basic indicator method:

Current Period	2 PP Amount	1 PP Amount	CP Amount	Total/No. of Years of Positive Gross	Rate (%)	Total
Gross Income	1.924.446	2.307.058	4.000.352	3/3	15	411.593
Value at operational risk (Total*12.5)						5.144.913

Prior Period	2 PP Amount	1 PP Amount	CP Amount	Total/No. of Years of Positive Gross	Rate (%)	Total
Gross Income	1.195.959	1.924.446	2.307.058	1.809.154	15	271.373
Value at operational risk (Total*12.5)						3.392.163

TÜRKİYE İHRACAT KREDİ BANKASI A.Ş.
NOTES TO THE UNCONSOLIDATED FINANCIAL STATEMENTS
AS AT 31 DECEMBER 2022

(Amounts expressed in thousands of Turkish Lira (TL) unless otherwise stated.)

SECTION FOUR (Continued)

INFORMATION RELATED TO FINANCIAL POSITION OF THE BANK (Continued)

X. Information on risk management (Continued)

10. The interest rate risk of the banking book items

Interest rate risk arising from banking accounts is measured and monitored on a monthly basis within the scope of the “Regulation on the Measurement and Evaluation of Interest Rate Risk Arising from Banking Accounts with the Standard Shock Method”.

Current Period				
	Currency	Applied Shock (+/- x basis point)	Revenue/ Loss	Revenue/Shareholders' Equity – Loss/ Shareholders' Equity
1	TL	500	76.506	% 0,25
	TL	(400)	(116.083)	%(0,39)
2	EUR	200	152.986	%0,51
	EUR	(200)	(158.737)	%(0,53)
3	USD	200	320.111	%1,06
	USD	(200)	(335.422)	%(1,11)
	Total (for Negative Shocks)		(610.242)	%(2,02)
	Total (for Positive Shocks)		549.603	%1,82

Prior Period				
	Currency	Applied Shock (+/- x basis point)	Revenue/ Loss	Revenue/Shareholders' Equity – Loss/ Shareholders' Equity
1	TL	500	(184.871)	%(0,91)
	TL	(400)	140.077	%0,69
2	EUR	200	165.363	%0,82
	EUR	(200)	(173.102)	%(0,86)
3	USD	200	584.895	%2,89
	USD	(200)	(637.306)	%(3,15)
	Total (for Negative Shocks)		(670.331)	%(3,32)
	Total (for Positive Shocks)		565.387	%2,80

XI. Explanations on securitization

1. Securitization positions on banking accounts

None.

2. Securitization positions in trading accounts

None.

3. Securitization positions in banking accounts and related capital requirement

None.

TÜRKİYE İHRACAT KREDİ BANKASI A.Ş.
NOTES TO THE UNCONSOLIDATED FINANCIAL STATEMENTS
AS AT 31 DECEMBER 2022

(Amounts expressed in thousands of Turkish Lira (TL) unless otherwise stated.)

SECTION FOUR (Continued)

INFORMATION RELATED TO FINANCIAL POSITION OF THE BANK (Continued)

XII. Explanations on operating segments

Information regarding operating segments as of 31 December 2022 and 31 December 2021 has been given in the following table:

Current Period	Corporate Banking	Investment Banking	Undistributed	Total Operations of the Bank
Interest income	15.001.519	2.230.721	-	17.232.240
Interest income on loans	14.988.374	-	-	14.988.374
Interest received from banks	-	285.068	-	285.068
Interest received from money market transactions	-	754.447	-	754.447
Interest received from marketable securities	-	1.191.206	-	1.191.206
Other interest income	13.145	-	-	13.145
Interest expense	(8.298.035)	(3.171.327)	(3.145)	(11.472.507)
Interest on loans borrowed	(7.972.580)	-	-	(7.972.580)
Interest paid for money market transactions	-	-	-	-
Interest on securities issued	-	(3.171.327)	-	(3.171.327)
Lease interest expenses	-	-	(3.145)	(3.145)
Other interest expenses	(325.455)	-	-	(325.455)
Net fees and commissions income	1.011.565	(39.940)	(114.381)	857.244
Fees and commissions received	1.672.536	-	7.288	1.679.824
Fees and commissions paid	660.971	39.940	121.669	822.580
Trade profit/ loss (net)	-	3.591.303	(2.865.594)	725.709
Profit/ loss on capital market transactions	-	587	-	587
Profit /loss on derivative financial transactions	-	3.590.716	-	3.590.716
Foreign exchange profit/ loss	-	-	(2.865.594)	(2.865.594)
Other operating income	208.401	853	-	209.254
Provision for impairment of loan and other receivables	(277.707)	-	-	(277.707)
Other provisions	-	-	(166.545)	(166.545)
Other operating expenses	-	-	(875.208)	(875.208)
Net period profit	7.645.741	2.611.610	(4.024.871)	6.232.480
Total segment assets	304.840.824	30.654.431	10.541.465	346.036.720
Banks and money market placements	-	14.533.708	-	14.533.708
Financial assets designated at fair value through profit or loss	-	253.714	-	253.714
Financial assets measured at fair value through other comprehensive income	-	2.325.386	-	2.325.386
Financial assets measured at amortised cost	-	12.110.668	-	12.110.668
Derivative financial assets measured at fair value through profit/loss	-	940.100	-	940.100
Derivative financial assets measured at fair value through other comprehensive income	-	492.789	-	492.789
Loans	305.612.006	-	-	305.612.006
Tangible assets (net)	-	-	34.657	34.657
Intangible assets (net)	-	-	51.087	51.087
Affiliates	-	-	169.198	169.198
Other assets	-	-	10.286.523	10.286.523
Loan loss provision	(771.182)	(1.934)	-	(773.116)
Total segment liabilities	259.963.804	56.622.916	29.450.000	346.036.720
Funds borrowed and funds	259.963.804	-	-	259.963.804
Borrowings from money markets	-	7.910.508	-	7.910.508
Securities issued	-	41.722.141	-	41.722.141
Subordinated loans	-	6.507.220	-	6.507.220
Derivative financial liabilities measured at fair value through profit/loss	-	454.290	-	454.290
Derivative financial liabilities measured at fair value through other comprehensive income	-	28.757	-	28.757
Provisions	-	-	1.115.588	1.115.588
Shareholders' equity	-	-	23.750.636	23.750.636
Other liabilities	-	-	4.583.776	4.583.776

TÜRKİYE İHRACAT KREDİ BANKASI A.Ş.
NOTES TO THE UNCONSOLIDATED FINANCIAL STATEMENTS
AS AT 31 DECEMBER 2022

(Amounts expressed in thousands of Turkish Lira (TL) unless otherwise stated.)

SECTION FOUR (Continued)

INFORMATION RELATED TO FINANCIAL POSITION OF THE BANK (Continued)

XII. Explanations on operating segments (Continued)

Prior Period	Corporate Banking	Investment Banking	Undistributed	Total Operations of the Bank
Interest income	6.013.269	1.177.470	-	7.190.739
Interest income on loans	6.009.864	-	-	6.009.864
Interest received from banks	-	261.088	-	261.088
Interest received from money market transactions	-	128.648	-	128.648
Interest received from marketable securities	-	787.734	-	787.734
Other interest income	3405	-	-	3.405
Interest expense	(2.309.811)	(2.077.074)	(1.545)	(4.388.430)
Interest on loans borrowed	(2.212.652)	-	-	(2.212.652)
Interest paid for money market transactions	-	(115)	-	(115)
Interest on securities issued	-	(2.076.959)	-	(2.076.959)
Lease interest expenses	-	-	(1.545)	(1.545)
Other interest expenses	(97.159)	-	-	(97.159)
Net fees and commissions income	447.739	(37.154)	20.067	430.652
Fees and commissions received	902.878	-	21.642	924.520
Fees and commissions paid	(455.139)	(37.154)	(1.575)	(493.868)
Trade profit/ loss (net)	-	2.023.245	(1.380.172)	643.073
Profit/ loss on capital market transactions	-	4.098	-	4.098
Profit/ loss on derivative financial transactions	-	2.019.147	-	2.019.147
Foreign exchange profit/ loss	-	-	(1.380.172)	(1.380.172)
Other operating income	126.071	200	-	126.271
Provision for impairment of loan and other receivables	(231.578)	-	-	(231.578)
Other provisions	-	-	(151.073)	(151.073)
Other operating expenses	-	-	(513.137)	(513.137)
Net period profit	4.045.690	1.086.687	(2.025.860)	3.106.517
Total segment assets	287.475.084	32.545.623	2.356.773	322.377.480
Banks and money market placements	-	19.480.810	-	19.480.810
Financial assets designated at fair value through profit or loss	-	178.275	-	178.275
Financial assets measured at fair value through other comprehensive income	-	1.391.467	-	1.391.467
Financial assets measured at amortised cost	-	9.957.445	-	9.957.445
Derivative financial assets measured at fair value through profit/loss	-	1.442.689	-	1.442.689
Derivative financial assets measured at fair value through other comprehensive income	-	96.400	-	96.400
Loans	288.125.056	-	-	288.125.056
Tangible assets (net)	-	-	11.722	11.722
Intangible assets (net)	-	-	12.754	12.754
Affiliates	-	-	73.000	73.000
Other assets	-	-	2.259.297	2.259.297
Loan loss provision	(649.972)	(1.463)	-	(651.435)
Total segment liabilities	250.964.076	49.442.799	21.970.605	322.377.480
Funds borrowed and funds	250.612.170	-	-	250.612.170
Borrowings from money markets	-	6.517.681	-	6.517.681
Securities issued	-	37.284.304	-	37.284.304
Subordinated loans	-	5.523.837	-	5.523.837
Derivative financial liabilities measured at fair value through profit/loss	-	19.580	-	19.580
Derivative financial liabilities measured at fair value through other comprehensive income	-	97.397	-	97.397
Provisions	351.906	-	391.431	743.337
Shareholders' equity	-	-	14.550.311	14.550.311
Other liabilities	-	-	7.028.863	7.028.863

TÜRKİYE İHRACAT KREDİ BANKASI A.Ş.
NOTES TO THE UNCONSOLIDATED FINANCIAL STATEMENTS
AS AT 31 DECEMBER 2022

(Amounts expressed in thousands of Turkish Lira (TL) unless otherwise stated.)

SECTION FIVE

EXPLANATIONS AND DISCLOSURES ON UNCONSOLIDATED FINANCIAL STATEMENTS

I. Explanations and notes related to assets

1. Cash equivalents and the account of CBRT

	Current Period		Prior Period	
	TL	FC	TL	FC
Cash/Foreign currency	-	-	-	-
CBRT	17.617	6.530.875	1.057	11.299.208
Other	-	-	-	-
Total	17.617	6.530.875	1.057	11.299.208

Account of CBRT

	Current Period		Prior Period	
	TL	FC	TL	FC
Unrestricted Demand Deposits	17.617	6.530.875	1.057	11.299.208
Unrestricted Time Deposits	-	-	-	-
Restricted Time Deposits	-	-	-	-
Total	17.617	6.530.875	1.057	11.299.208

2. With their net values and comparison, information on financial assets at fair value through profit or loss subject to repo transactions and given as collateral/blocked

Financial Assets at Fair Value through Profit/Loss	Current Period		Prior Period	
	TL	FC	TL	FC
Financial Assets Subject to Repo Transaction	-	176.485	-	111.458
Financial Assets Given / Blocked as Collateral	-	-	-	-
Total	-	176.485	-	111.458

3. Derivative financial assets

3.1. Derivative financial assets measured at fair value through profit/loss

3.1.1. Derivative financial assets held for trading

	Current Period		Prior Period	
	TL	FC	TL	FC
Forward Transactions	-	-	-	-
Swap Transactions	-	7.286	-	40.982
Futures Transactions	-	-	-	-
Options	-	-	-	-
Other	-	-	-	-
Total	-	7.286	-	40.982

3.1.2. Derivative financial instruments held for risk management

Derivative financial instruments held for risk management	Current Period		Prior Period	
	TL	FC	TL	FC
Fair value hedges	-	932.814	-	1.401.707
Cash flow hedges	-	-	-	-
Net foreign investment hedges	-	-	-	-
Total	-	932.814	-	1.401.707

3.2. Derivative financial assets measured at fair value through other comprehensive income

3.2.1. Derivative financial assets held for trading

None.

TÜRKİYE İHRACAT KREDİ BANKASI A.Ş.
NOTES TO THE UNCONSOLIDATED FINANCIAL STATEMENTS
AS AT 31 DECEMBER 2022

(Amounts expressed in thousands of Turkish Lira (TL) unless otherwise stated.)

SECTION FIVE (Continued)

EXPLANATIONS AND DISCLOSURES ON UNCONSOLIDATED FINANCIAL STATEMENTS (Continued)

I. Explanations and notes related to assets (Continued)

3. Derivative financial assets (Continued)

3.2. Derivative financial assets measured at fair value through other comprehensive income (Continued)

3.2.2. Derivative financial instruments held for risk management

Derivative Financial Instruments Held for Risk Management	Current Period		Prior Period	
	TL	FC	TL	FC
Fair Value Hedges	-	-	-	-
Cash Flow Hedges	-	492.789	-	96.400
Net Foreign Investment Hedges	-	-	-	-
Total	-	492.789	-	96.400

4. Information on banks and foreign bank accounts

	Current Period		Prior Period	
	TL	FC	TL	FC
Banks				
Domestic banks	1.061.289	4.660.280	3.223.642	3.629
Foreign banks	-	303.599	-	2.624.140
Foreign head offices and branches	-	-	-	-
Total	1.061.289	4.963.879	3.223.642	2.627.769

Foreign Bank Account

	Unrestricted Amount		Restricted Amount	
	Current Period	Prior Period	Current Period	Prior Period
European Union Countries	109.965	107.955	-	-
USA, Canada	56.292	2.460.133	-	-
OECD Countries ⁽¹⁾	137.342	56.052	-	-
Off-shore Banking Regions	-	-	-	-
Other	-	-	-	-
Total	303.599	2.624.140	-	-

⁽¹⁾ OECD countries except EU countries, USA and Canada.

5. With net values and comparison, financial assets measured at fair value through other comprehensive income subject to repo transactions and given as collateral/blocked

Financial Assets Measured at Fair Value through Other Comprehensive Income	Current Period		Prior Period	
	TL	FC	TL	FC
Financial Assets Subject to Repo Transaction	-	2.084.176	-	750.209
Financial Assets Given / Blocked as Collateral	-	-	-	-
Total	-	2.084.176	-	750.209

TÜRKİYE İHRACAT KREDİ BANKASI A.Ş.
NOTES TO THE UNCONSOLIDATED FINANCIAL STATEMENTS
AS AT 31 DECEMBER 2022

(Amounts expressed in thousands of Turkish Lira (TL) unless otherwise stated.)

SECTION FIVE (Continued)

EXPLANATIONS AND DISCLOSURES ON UNCONSOLIDATED FINANCIAL STATEMENTS
(Continued)

I. Explanations and notes related to assets (Continued)

6. Information related financial assets measured at fair value through other comprehensive income

	Current Period	Prior Period
Debt Securities		
Quoted to Stock Exchange	2.251.045	1.343.634
Not Quoted	-	-
Share Certificates		
Quoted to Stock Exchange	-	-
Not Quoted	219.590	117.530
Impairment Provision (-)	145.249	69.697
Total	2.325.386	1.391.467

As of 31 December 2022 and 31 December 2021, financial assets measured at fair value through other comprehensive income of the Bank consist of Garanti Faktoring A.Ş. and Kredi Garanti Fonu A.Ş. with the shareholding percentages of 9,78% and 1,49%, respectively.

In addition, the Bank classifies the Borsa Istanbul A.Ş. (BIST) shares included in its portfolio under Financial Assets at Fair Value Through Other Comprehensive Income.

As of 17 January 2020, the Bank participates in JCR Avrasya Rating A.Ş. with a 2.86% stake.

All debt securities in the Bank's portfolio of financial assets at fair value through other comprehensive income consist of government bonds.

7. Information related to loans

7.1. Information on all types of loans and advances given to shareholders and employees of the Bank:

	Current Period		Prior Period	
	Cash	Non-Cash Loans	Cash	Non-Cash Loans
Direct Lendings to Shareholders	-	-	-	-
Corporates	-	-	-	-
Individuals	-	-	-	-
Indirect Lendings to Shareholders	-	-	-	-
Loans to Employees	19.129	-	13.324	-
Total	19.129	-	13.324	-

TÜRKİYE İHRACAT KREDİ BANKASI A.Ş.
NOTES TO THE UNCONSOLIDATED FINANCIAL STATEMENTS
AS AT 31 DECEMBER 2022

(Amounts expressed in thousands of Turkish Lira (TL) unless otherwise stated.)

SECTION FIVE (Continued)

EXPLANATIONS AND DISCLOSURES ON UNCONSOLIDATED FINANCIAL STATEMENTS (Continued)

I. Explanations and notes related to assets (Continued)

7. Information related to loans (Continued)

7.2. Information on the first and second group loans and other receivables including loans that have been restructured or rescheduled

		Loans Under Close Monitoring		
		Loans not Subject to Restructuring	Restructured	
Cash Loans	Standard Loans		The ones whose payment plans have changed	Refinancing
Non-specialized Loans	299.054.247	183.957	1.329.085	-
Working capital loans	44.672.181	29.765	819.034	-
Export loans	201.177.546	49.414	338.994	-
Import loans	-	-	-	-
Loans granted to financial sector	16.978.195	-	-	-
Consumer loans	19.129	-	-	-
Credit cards	-	-	-	-
Other	36.207.196	104.778	171.057	-
Specialized loans	3.878.862	3.529	514.535	-
Other receivables	-	-	-	-
Total	302.933.109	187.486	1.843.620	-

	Standard Loans	Loans Under Close Monitoring
12 months expected credit loss	120.396	-
Increase in credit risk	-	2.993

7.3. Information on the first and second group loans and other receivables including loans that have been restructured or rescheduled

Number of Amendments Related to the Extension of the Payment Plan	Standard Loans	Loans Under Close Monitoring
Extended for 1 or 2 Times	12.751	702.831
Extended for 3, 4 or 5 Times	4.545	681.800
Extended for More than 5 Times	38	532.593

The Time Extended via the Amendment on Payment Plan	Standard Loans	Loans Under Close Monitoring
0-6 Months	3.573	147.597
6-12 months	6.522	255.130
1-2 Years	6.963	307.869
2-5 Years	276	666.498
5 Years and More	-	540.130

TÜRKİYE İHRACAT KREDİ BANKASI A.Ş.
NOTES TO THE UNCONSOLIDATED FINANCIAL STATEMENTS
AS AT 31 DECEMBER 2022

(Amounts expressed in thousands of Turkish Lira (TL) unless otherwise stated.)

SECTION FIVE (Continued)

EXPLANATIONS AND DISCLOSURES ON UNCONSOLIDATED FINANCIAL STATEMENTS
(Continued)

I. Explanations and notes related to assets (Continued)

7. Information related to loans (Continued)

7.4. Distribution of loans by maturity structure

Current Period	Standart Loans	Loans Under Close Monitoring	
		Loans and Other Receivables	Restructured Loans
Short-term Loans	184.023.269	28.203	311.736
Medium and Long-term Loans	118.909.840	159.283	1.531.884
Total	302.933.109	187.486	1.843.620

Prior Period	Standart Loans	Loans Under Close Monitoring	
		Loans and Other Receivables	Restructured Loans
Short-term Loans	179.436.259	133.402	286.642
Medium and Long-term Loans	105.120.326	394.281	2.194.390
Total	284.556.585	527.683	2.481.032

TÜRKİYE İHRACAT KREDİ BANKASI A.Ş.
NOTES TO THE UNCONSOLIDATED FINANCIAL STATEMENTS
AS AT 31 DECEMBER 2022

(Amounts expressed in thousands of Turkish Lira (TL) unless otherwise stated.)

SECTION FIVE (Continued)

EXPLANATIONS AND DISCLOSURES ON UNCONSOLIDATED FINANCIAL STATEMENTS (Continued)

I. Explanations and notes related to assets (Continued)

7. Information related to loans (Continued)

7.5. Information on consumer loans, personal credit cards, personnel loans and personnel credit cards

There are not any consumer loans, consumer credit cards and personnel credit cards.

As of 31 December 2022, the Bank has personnel loans amounting to TL 19.129.

	Short-term	Medium and Long-term	Total
Consumer Loans-TL	-	-	-
Mortgage Loans	-	-	-
Automotive Loans	-	-	-
Consumer Loans	-	-	-
Other	-	-	-
Consumer Loans- Indexed to FC	-	-	-
Mortgage Loans	-	-	-
Automotive Loans	-	-	-
Consumer Loans	-	-	-
Other	-	-	-
Consumer Loans-FC	-	-	-
Mortgage Loans	-	-	-
Automotive Loans	-	-	-
Consumer Loans	-	-	-
Other	-	-	-
Retail Credit Cards – TL	-	-	-
With Installment	-	-	-
Without Installment	-	-	-
Retail Credit Cards – FC	-	-	-
With Installment	-	-	-
Without Installment	-	-	-
Personel Loans-TP	2.629	16.500	19.129
Housing Loans	-	-	-
Automobile Loans	-	-	-
General Purpose Loans	-	-	-
Others	2.629	16.500	19.129
Personnel Loans - FC-indexed	-	-	-
Housing Loans	-	-	-
Automobile Loans	-	-	-
General Purpose Loans	-	-	-
Others	-	-	-
Personel Loans-YP	-	-	-
Housing Loans	-	-	-
Automobile Loans	-	-	-
General Purpose Loans	-	-	-
Others	-	-	-
Personel Credit Cards -TP	-	-	-
With Installment	-	-	-
Without Installment	-	-	-
Personel Credit Cards-YP	-	-	-
With Installment	-	-	-
Without Installment	-	-	-
Deposit Accounts– TL (Real Persons)	-	-	-
Deposit Accounts– FC (Real Persons)	-	-	-
Total	2.629	16.500	19.129

TÜRKİYE İHRACAT KREDİ BANKASI A.Ş.
NOTES TO THE UNCONSOLIDATED FINANCIAL STATEMENTS
AS AT 31 DECEMBER 2022

(Amounts expressed in thousands of Turkish Lira (TL) unless otherwise stated.)

SECTION FIVE (Continued)

EXPLANATIONS AND DISCLOSURES ON UNCONSOLIDATED FINANCIAL STATEMENTS
(Continued)

I. Explanations and notes related to assets (Continued)

7. Information related to loans (Continued)

7.6. Information on commercial installment loans and corporate credit cards

None.

7.7. Distribution of domestic and foreign loans

	Current Period^(*)	Prior Period
Public	20.308.341	16.117.117
Private	284.655.874	271.448.183
Total	304.964.215	287.565.300

^(*)Non-performing loans and non-performing loans' accrual amounts are not included.

7.8. Distribution of domestic and foreign loans according to borrowers based on the following table

	Current Period^(*)	Prior Period^(*)
Domestic Loans	290.961.946	280.890.338
Foreign Loans	14.002.269	6.674.962
Total	304.964.215	287.565.300

7.9. Loans granted to investments in associates and subsidiaries

None.

7.10. Information on provisions allocated for defaults (stage three)

	Current Period	Prior Period
Loans with Limited Collectability	1.833	3.431
Loans Doubtful Collectability	6.052	7.033
Uncollectible Loans	639.906	549.292
Total	647.791	559.756

7.11. Information on non-performing loans (Net)

7.11.1 Information on non-performing loans and other receivables that are restructured or rescheduled

	III. Group	IV. Group	V. Group
	Loans and Other	Loans and Other	Uncollectible Loans
	Receivables with Limited	Receivables with	and Other
	Collectability	Doubtful Collectability	Receivables
Current Period	-	-	-
Gross Amounts Before Provisions	515	1.435	8.815
Restructured Loans	515	1.435	8.815
Prior Period	-	-	-
Gross Amounts Before Provisions	-	6.139	1.380
Restructured Loans	-	6.139	1.380

TÜRKİYE İHRACAT KREDİ BANKASI A.Ş.
NOTES TO THE UNCONSOLIDATED FINANCIAL STATEMENTS
AS AT 31 DECEMBER 2022

(Amounts expressed in thousands of Turkish Lira (TL) unless otherwise stated.)

SECTION FIVE (Continued)

EXPLANATIONS AND DISCLOSURES ON UNCONSOLIDATED FINANCIAL STATEMENTS (Continued)

I. Explanations and notes related to assets (Continued)

7. Information related to loans (Continued)

7.11. Information on non-performing loans (Net) (Continued)

7.11.2 Information on the movement of total non-performing loans

	III. Group	IV. Group	V. Group
	Loans and Other	Loans and Other	Uncollectible Loans
	Receivables with	Receivables with	and Other
	Limited Collectability	Doubtful Collectability	Receivables
Balance at the Beginning of the Period	3.431	7.033	549.292
Additions During the Period	15.347	-	274.075
Transfers from Non-performing Loans Accounts	-	-	2.383
Transfers to Other Non-Performing Loans Accounts	(4.649)	2.266	-
Collections During the Period	(12.296)	(3.247)	(156.762)
Write-offs	-	-	(29.082)
Sold	-	-	-
Corporate and Commercial Loans	-	-	-
Consumer loans	-	-	-
Credit cards	-	-	-
Other	-	-	-
Balance at the End of the Period	1.833	6.052	639.906
Provisions	(1.833)	(6.052)	(639.906)
Net Balance Sheet Amount	-	-	-

7.11.3 Information on non-performing loans that are granted as foreign currency loans

	III. Group	IV. Group	V. Group
	Loans and Other	Loans and Other	Uncollectible Loans
	Receivables with Limited	Receivables with	and Other
	Collectability	Doubtful Collectability	Receivables
Current Period			
Balance at the End of the Period	515	6.052	626.803
Provisions	(515)	(6.052)	(626.803)
Net Balance Sheet Amount			
Prior Period			
Balance at the End of the Period	3.431	7.033	529.706
Provisions	(3.431)	(7.033)	(529.706)
Net Balance Sheet Amount	-	-	-

TÜRKİYE İHRACAT KREDİ BANKASI A.Ş.
NOTES TO THE UNCONSOLIDATED FINANCIAL STATEMENTS
AS AT 31 DECEMBER 2022

(Amounts expressed in thousands of Turkish Lira (TL) unless otherwise stated.)

SECTION FIVE (Continued)

EXPLANATIONS AND DISCLOSURES ON UNCONSOLIDATED FINANCIAL STATEMENTS (Continued)

I. Explanations and notes related to assets (Continued)

7. Information related to loans (Continued)

7.11. Information on non-performing loans (Net) (Continued)

7.11.4. Information on the gross and net amounts of the non-performing loans according to types of borrowers

	III. Group	IV. Group	V. Group
	Loans and Other Receivables with Limited Collectability	Loans and Other Receivables with Doubtful Collectability	Uncollectible Loans and Other Receivables
Current Period (Net)	-	-	-
Loans Granted to Real Persons and Corporate Entities (Gross)	1.833	6.052	639.614
Specific Provision Amount	(1.833)	(6.052)	(639.614)
Loans Granted to Real Persons and Corporate Entities (Net)	-	-	-
Banks (Gross)	-	-	292
Specific Provision Amount	-	-	(292)
Banks (Net)	-	-	-
Other Loans (Gross)	-	-	-
Specific Provision Amount	-	-	-
Other Loans (Net)	-	-	-
Prior Period (Net)	-	-	-
Loans Granted to Real Persons and Corporate Entities (Gross)	3.431	7.033	549.000
Specific Provision Amount	(3.431)	(7.033)	(549.000)
Loans Granted to Real Persons and Corporate Entities (Net)	-	-	-
Banks (Gross)	-	-	292
Specific Provision Amount	-	-	(292)
Banks (Net)	-	-	-
Other Loans and Receivables (Gross)	-	-	-
Specific Provision Amount	-	-	-
Other Loans and Receivables (Net)	-	-	-

7.11.5. Information on interest accruals, rediscounts and valuation differences and their equivalents calculated by banks allocating expected credit loss according to TFRS 9

None.

TÜRKİYE İHRACAT KREDİ BANKASI A.Ş.
NOTES TO THE UNCONSOLIDATED FINANCIAL STATEMENTS
AS AT 31 DECEMBER 2022

(Amounts expressed in thousands of Turkish Lira (TL) unless otherwise stated.)

SECTION FIVE (Continued)

EXPLANATIONS AND DISCLOSURES ON UNCONSOLIDATED FINANCIAL STATEMENTS (Continued)

I. Explanations and notes related to assets (Continued)

7. Information related to loans (Continued)

7.11.6. The main features of the collection policy for the uncollectible loans and other receivables

In order to liquidate the problematic receivables, all possible alternatives are assessed to be able to collect the maximum amount in line with the current legislation. In case the receivable is not collected within the allowed period, the receivable is collected by compensating the collateral. In case the collateral is not adequate for liquidating the receivable, negotiations with the debtors are attempted. The legal process commences for the receivables for which collection, settlement or rescheduling is not possible.

The Bank obtains Current Account Letter of Undertaking of the Debtor for loans granted to financial sector and obtains Letter of Undertaking of the Company for loans granted to companies to secure the repayment of the loans granted. The Bank attempts to liquidate the receivables from banks who acted as an intermediary for loans granted and whose banking licenses are cancelled upon application to the Savings Insurance and Deposit Fund.

7.11.7. Explanations on the write-off policy

Where sound indicators exist that would suggest that the collection of the Bank's foreign compensation receivables is almost impossible or that the costs to be incurred for the collection of the receivable amount would be higher than the amount of the receivable, the receivable amount is written-off from the assets upon the decision of the Board of Directors. The Bank has derecognized non-performing loans amounting to 29.082 TL (31.12.2021: 22.587) in the current period.

Write-off of the non-performing loans and receivables is considered, during the legal follow-up process concerning the collection of receivables.

8. Explanations on financial assets measured at amortized cost

As of 31 December 2022, all of the marketable securities classified as financial asset measured at amortized cost are formed of government bonds, foreign currency bonds that are issued domestically and abroad by the Ministry of Treasury and Finance and lease certificates issued by the Ministry of Treasury and Finance.

8.1. Information on net values and comparative figures, which are subject to repo transactions and given / blocked as collateral

Financial assets measured at amortized cost subject to repo transactions

	Current Period		Prior Period	
	TL	FC	TL	FC
Bonds and Similar Securities	3.403.593	6.691.686	2.981.313	6.709.592
Total	3.403.593	6.691.686	2.981.313	6.709.592

Financial assets measured at amortized cost given as collateral/blocked

	Current Period		Prior Period	
	TL	FC	TL	FC
Bonds and Similar Securities	493.031	316.067	10.250	133.570
Total	493.031	316.067	10.250	133.570

There are not any financial assets measured at amortised cost held for structured position.

8.2. Information on government debt securities measured at amortized cost

	Current Period		Prior Period	
	TL	FC	TL	FC
Government Bonds	4.269.358	7.841.310	2.991.563	5.600.873
Treasury Bonds	-	-	-	-
Other Public Borrowing Bonds	-	-	-	1.365.009
Total	4.269.358	7.841.310	2.991.563	6.965.882

TÜRKİYE İHRACAT KREDİ BANKASI A.Ş.
NOTES TO THE UNCONSOLIDATED FINANCIAL STATEMENTS
AS AT 31 DECEMBER 2022

(Amounts expressed in thousands of Turkish Lira (TL) unless otherwise stated.)

SECTION FIVE (Continued)

EXPLANATIONS AND DISCLOSURES ON UNCONSOLIDATED FINANCIAL STATEMENTS (Continued)

I. Explanations and notes related to assets (Continued)

8. Explanations on financial assets measured at amortized cost (Continued)

8.3 Information on financial assets measured at amortized cost government debt securities

	Current Period		Prior Period	
	TL	FC	TL	FC
Debt Securities	4.269.358	7.841.310	2.991.563	6.965.882
Traded on the Stock Exchange	4.269.358	7.841.310	2.991.563	6.965.882
Not Traded on the Stock Exchange	-	-	-	-
Impairment Provision (-)	-	-	-	-
Total	4.269.358	7.841.310	2.991.563	6.965.882

8.4 The movement of financial assets measured at amortised cost

i) Financial assets measured at amortised cost

	Current Period	Prior Period
Balance at the beginning of the period	9.957.445	10.639.077
Foreign exchange differences on monetary assets	2.053.966	5.537.917
Purchases during the year	1.272.504	1.500
Disposals through sales and redemptions	(1.599.972)	(6.423.913)
Increase/Decrease in value impairment provision ⁽¹⁾	426.725	202.864
Balance at the end of the period	12.110.668	9.957.445

⁽¹⁾ Includes changes in interest accruals, TL 1.936 amounting of expected loss provision not included.

9. Following information investments in associates account (net)

Title	Address(City/Country)	If the Bank's Share ratio is different, the voting ratio	Bank Risk Group Share Ratio
İhracatı Geliştirme A.Ş.	İstanbul/Türkiye	%5	%5

Total Assets ⁽²⁾	Total Equity ⁽²⁾	Fixed Asset Total ⁽²⁾⁽³⁾	Interest income ⁽²⁾	Current Period Profit/Loss ⁽²⁾	Fair Value ⁽¹⁾
4.558.837	4.533.383	9.694	427.529	1.151.536	-

⁽¹⁾Since it is not traded on the stock exchange, it has no fair value.

⁽²⁾Since the company was established on October 13, 2021, historical information is not available.

⁽³⁾Fixed Asset total represents the total of tangible and intangible assets.

⁽⁴⁾ On 19 December 2022, the Bank has made a payment of TL 450,000 as prepaid expense to Export Development Inc.

9.1 Movement table for unconsolidated associates

	Cari Dönem	Önceki Dönem
Dönem Başı Değeri	73.000	-
Dönem İçi Hareketler	96.198	73.000
Alışlar	94.971	73.000
Bedelsiz Edinilen Hisse Senetleri	1.227	-
Cari Yıl Payından Alınan Kâr	-	-
Satışlar	-	-
Yeniden Değerleme Artışı /Azalışı	-	-
Değer Azalma Karşılıkları (-)	-	-
Dönem Sonu Değeri	169.198	73.000
Sermaye Taahütleri	-	-
Dönem Sonu Sermaye Katılma Payı %	-	-

TÜRKİYE İHRACAT KREDİ BANKASI A.Ş.
NOTES TO THE UNCONSOLIDATED FINANCIAL STATEMENTS
AS AT 31 DECEMBER 2022

(Amounts expressed in thousands of Turkish Lira (TL) unless otherwise stated.)

SECTION FIVE (Continued)

EXPLANATIONS AND DISCLOSURES ON UNCONSOLIDATED FINANCIAL STATEMENTS (Continued)

- I. Explanations and notes related to assets (Continued)**
- 9. Following information investments in associates account (Continued)**
- 10. Information on subsidiaries (net)**
There is no any subsidiary.
- 11. Information related to the jointly controlled partnerships**
None.
- 12. Information on lease receivables (net)**
None.
- 13. Explanations on tangible assets**

	Immovables⁽¹⁾	Financial Leased Assets	Vehicles	Other Tangibles	Leasehold Improvements	Total
Cost						
1 January 2022	24.075	-	3.549	19.468	14.605	61.697
Additions	15.175	-	5.512	19.138	445	40.270
Disposals	-	-	(623)	(5)	-	(628)
Transfers	-	-	-	-	-	-
31 December 2022	39.250	-	8.438	38.601	15.050	101.339
Accumulated Depreciation						
1 January 2022	19.765	-	3.038	14.892	14.288	51.983
Current year depreciation	13.396	-	1.262	2.431	142	17.231
Disposals	-	-	(623)	(3)	-	(626)
Transfers	-	-	-	-	-	-
31 December 2022	33.161	-	3.677	17.320	14.430	68.588
Net book value						
31 December 2022	6.089	-	4.761	21.281	620	32.751
	Immovables	Financial Leased Assets	Vehicles	Other Tangibles	Leasehold Improvements	Total
Cost						
1 January 2021	23.215	-	4.361	18.852	14.257	60.685
Additions	2.076	-	-	655	348	3.079
Disposals	(1.216)	-	(812)	(39)	-	(2.067)
Transfers	-	-	-	-	-	-
31 December 2021	24.075	-	3.549	19.468	14.605	61.697
Accumulated Depreciation						
1 January 2021	13.408	-	3.646	12.613	14.257	43.924
Current year depreciation	6.991	-	204	2.309	31	9.535
Disposals	(634)	-	(812)	(30)	-	(1.476)
Transfers	-	-	-	-	-	-
31 December 2021	19.765	-	3.038	14.892	14.288	51.983
Net book value						
31 December 2021	4.310	-	511	4.576	317	9.714

As of 31 December 2022 and 31 December 2021, there is not any impairment in tangible assets.

⁽¹⁾ In the Immovables column, all of the amounts acquired in 2022 and 2021 are due to the inclusion of the right of use of the rented immovables in the balance sheet within the scope of TFRS 16 application and resulting from the exit of transactions whose lease agreement has been terminated

⁽²⁾ All of the amounts acquired in 2022 in the Vehicles column are due to the inclusion of the right to use the leased vehicles within the scope of TFRS 16 application in the balance sheet.

TÜRKİYE İHRACAT KREDİ BANKASI A.Ş.
NOTES TO THE UNCONSOLIDATED FINANCIAL STATEMENTS
AS AT 31 DECEMBER 2022

(Amounts expressed in thousands of Turkish Lira (TL) unless otherwise stated.)

SECTION FIVE (Continued)

EXPLANATIONS AND DISCLOSURES ON UNCONSOLIDATED FINANCIAL STATEMENTS
(Continued)

I. Explanations and notes related to assets (Continued)

14. Explanations on intangible assets

The Bank classified computer software licenses under intangible assets.

a) Cost and accumulated amortization at the beginning and end of the period:

As of 31 December 2022, gross book value and accumulated amortization of intangible assets are TL 66.195 and TL 15.108, respectively; at the beginning of the period, the gross book value and the accumulated amortization are TL 23.883 and TL 11.129 respectively.

b) Reconciliation of movements for the current period and the prior period:

	Current Period	Prior Period
Net Book Value at the Beginning of the Period	12.754	10.187
Internally Generated Amounts	-	-
Additions due to Mergers, Transfers and Acquisitions	42.312	5.062
Sales and Write-Off	-	-
Amounts Recorded under Revaluation Fund for Increase or Decrease in Value	-	-
Recorded Impairments in the Statement of Profit or Loss	-	-
Cancelled Impairments from Statement of Profit or Loss	-	-
Amortization Expense (-)	(3.979)	(2.495)
Net Currency Translation Differences of Foreign Subsidiaries	-	-
Other Changes in the Book Value	-	-
End of the Period	51.087	12.754

15. Information on investment properties

The former Istanbul service building, which is included in the tangible fixed assets of the bank, has been leased to the Investment Office of the Presidency of the Republic of Turkey and has been classified as investment properties in accordance with TAS 40.

	Current Period^(*)	Prior Period
Cost	4.728	4.727
Depreciation Expense	(2.822)	(2.719)
Net Value at the end of the Period	1.906	2.008

(*) The market value of the service building is 198,800 TL, according to the real estate valuation report obtained from an independent firm dated 15 August 2022.

16. Information on deferred tax asset

As stated at Section 3 Note XVII, the Bank is exempt from corporate tax, and accordingly, no deferred tax asset or liability is recognized in the accompanying financial statements.

17. Explanations on assets held for sale and explanations related to discontinued operations

None.

18. If the other assets' items in the balance sheet exceed 10% of the total of the balance sheet, excluding the off-balance sheet commitments, the sub-accounts constituting at least 20% of these accounts

None.

TÜRKİYE İHRACAT KREDİ BANKASI A.Ş.
NOTES TO THE UNCONSOLIDATED FINANCIAL STATEMENTS
AS AT 31 DECEMBER 2022

(Amounts expressed in thousands of Turkish Lira (TL) unless otherwise stated.)

SECTION FIVE (Continued)

EXPLANATIONS AND DISCLOSURES ON UNCONSOLIDATED FINANCIAL STATEMENTS (Continued)

II. Explanations and notes on liabilities

1. Information on deposits/funds received

The Bank does not accept deposits.

2. Derivative financial liabilities

2.1. Explanations on derivative financial liabilities at fair value through profit or loss

2.1.1. Information on trading derivative financial liabilities

Trading Derivative Financial Liabilities	Current Period		Prior Period	
	TL	FC	TL	FC
Forward Transactions	-	-	-	-
Swap Agreements	-	5.774	-	638
Futures Transactions	-	-	-	-
Options	-	-	-	-
Other	-	-	-	-
Total	-	5.774	-	638

2.1.2. Information on derivative financial liabilities for hedging purposes

Derivative Financial Liabilities for Hedge	Current Period		Prior Period	
	TL	FC	TL	FC
Fair Value Hedge	-	448.516	-	18.942
Cash Flow Hedge	-	-	-	-
Net Investment in Foreign Operations Hedge	-	-	-	-
Total	-	448.516	-	18.942

2.2. Information on derivative financial liabilities at fair value through other comprehensive income

2.2.1. Information on derivative financial liabilities for hedging purposes

Derivative Financial Liabilities for Hedge	Current Period		Prior Period	
	TL	FC	TL	FC
Fair Value Hedge	-	-	-	-
Cash Flow Hedge	-	28.757	-	97.397
Net Investment in Foreign Operations Hedge	-	-	-	-
Total	-	28.757	-	97.397

3. Information on banks and other financial institutions

3.1. General information on banks and other financial institutions

	Current Period		Prior Period	
	TL	FC	TL	FC
Borrowings from CBRT	94.668.734	69.723.800	3.585.529	164.009.307
From Domestic Banks and Institutions	-	18.473.427	-	14.514.622
From Foreign Banks, Institutions and Funds	-	76.152.929	-	68.255.916
Total	94.668.734	164.350.156	3.585.529	246.779.845

TÜRKİYE İHRACAT KREDİ BANKASI A.Ş.
NOTES TO THE UNCONSOLIDATED FINANCIAL STATEMENTS
AS AT 31 DECEMBER 2022

(Amounts expressed in thousands of Turkish Lira (TL) unless otherwise stated.)

SECTION FIVE (Continued)

EXPLANATIONS AND DISCLOSURES ON UNCONSOLIDATED FINANCIAL STATEMENTS
(Continued)

II. Explanations and notes on liabilities (Continued)

3. Information on banks and other financial institutions (Continued)

3.2 Information on maturity structure of borrowings

	Current Period		Prior Period	
	TL	FC	TL	FC
Short-Term	94.668.734	102.435.074	3.585.529	192.280.974
Medium and Long-Term ^(*)	-	65.422.175	-	57.023.581
Total	94.668.734	167.857.249	3.585.529	249.304.555

^(*) Medium and long-term loans include subordinated loans amounting to TL 2.968.425 (31 December 2021: TL 2.235.705) and interest accruals of these loans amounting to TL 538.668 (31 December 2021: TL 289.005).

TÜRKİYE İHRACAT KREDİ BANKASI A.Ş.
NOTES TO THE UNCONSOLIDATED FINANCIAL STATEMENTS
AS AT 31 DECEMBER 2022

(Amounts expressed in thousands of Turkish Lira (TL) unless otherwise stated.)

SECTION FIVE (Continued)

EXPLANATIONS AND DISCLOSURES ON UNCONSOLIDATED FINANCIAL STATEMENTS
(Continued)

II. Explanations and notes on liabilities (Continued)

3. Information on banks and other financial institutions (Continued)

3.3 Additional explanations over areas of concentration of the liabilities of the Bank

As of 31 December 2022 and 31 December 2021, the main liabilities of the Bank are presented in the table below on the bases of the sources of the funds:

Funds borrowed	Current Period^(*)	Prior Period^(*)
CBRT	164.392.535	167.594.836
Syndicated loans	56.337.605	45.001.040
World Bank	8.794.965	6.327.520
ICBC Macau Ltd.	5.938.758	2.987.941
European Investment Bank.	4.818.069	3.179.659
Asian Infrastructure Development Bank	4.681.153	3.300.282
Islamic Development Bank	3.507.093	2.524.710
Intesa Sanpaolo Istanbul Branch	2.463.856	3.389.299
ICBC Turkey AŞ	2.220.231	1.213.989
Subordinated loans	2.016.289	3.002.856
Council of Europe Development Bank	1.329.507	931.889
Vakıf Katılım Bankası AŞ	1.195.939	1.723.356
Standard Chartered Bank	931.087	-
Citibank Turkey	895.766	843.290
China Development Bank	583.394	442.494
Sumitomo Mitsui Banking Corporation	562.940	991.767
ING DIBA	560.464	528.792
Black Sea Trade and Development Bank	502.100	750.052
Doha Bank	394.497	882.247
Bank ABC	377.308	-
MUFG Bank Turkey	22.427	-
Türkiye Vakıflar Bankası TAO	-	4.630.328
Citibank Dublin	-	1.330.806
KT Bank AG	-	663.460
NCB - National Commercial Bank of Saudi Arabia	-	301.149
Mizuho Corporate Bank Ltd	-	198.858
Turk Bankası LTD	-	149.464
Total^(**)	262.525.983	252.890.084

(*) Includes credit principal balances and related rediscount amounts.

(**) Total funds borrowed from financial institutions include subordinated loans amounting to TL 2,968,425 (31 December 2021: TL 2,355,320) and interest accruals of TL 538,668 (31 December 2021: TL 169,390) for these loans.

TÜRKİYE İHRACAT KREDİ BANKASI A.Ş.
NOTES TO THE UNCONSOLIDATED FINANCIAL STATEMENTS
AS AT 31 DECEMBER 2022

(Amounts expressed in thousands of Turkish Lira (TL) unless otherwise stated.)

SECTION FIVE (Continued)

EXPLANATIONS AND DISCLOSURES ON UNCONSOLIDATED FINANCIAL STATEMENTS (Continued)

II. Explanations and notes on liabilities (Continued)

3. Information on banks and other financial institutions (Continued)

3.3 Additional explanations over areas of concentration of the liabilities of the Bank (Continued)

The Bank performed the following repayments during the year 2022:

Funds borrowed	Repayment Amount- USD	Repayment Amount- EUR	Repayment Date
European Investment Bank	-	10.000.000	6.01.2022
European Investment Bank	1.914.559	-	13.01.2022
Dohabank	50.000.000	-	10.01.2022
Standard Chartered Bank	-	40.000.000	17.01.2022
Citibank	15.000.000	-	19.01.2022
Islamic Development Bank	4.935.714	-	20.01.2022
Citibank	15.000.000	-	21.01.2022
European Investment Bank	2.840.906	2.375.000	27.01.2022
Council of Europe Development Bank	-	10.416.666	7.02.2022
Council of Europe Development Bank	-	11.458.333	8.02.2022
European Investment Bank	1.903.235	-	10.02.2022
Bank ABC	15.000.000	-	15.02.2022
Citibank	15.000.000	-	22.02.2022
ICBC Macau	350.000.000	-	28.02.2022
World Bank	4.148.051	1.109.760	1.03.2022
Bank ABC	15.000.000	-	4.03.2022
Standard Chartered Bank	-	40.000.000	7.03.2022
Intesa Sanpaolo İstanbul	-	45.000.000	10.03.2022
Syndication Loans	10.416.667	5.555.555	28.03.2022
European Investment Bank	-	1.470.588	4.04.2022
Islamic Development Bank	12.096.143	-	14.04.2022
Citibank	15.000.000	-	20.04.2022
Islamic Development Bank	2.253.857	-	25.04.2022
Council of Europe Development Bank	-	5.000.000	26.04.2022
Syndication loans	2.142.857	7.142.857	9.05.2022
Council of Europe Development Bank Bank	-	5.000.000	16.05.2022
Syndication loans	218.000.000	466.900.000	23.05.2022
ING DIBA	-	5.652.632	6.06.2022
European Investment Bank	-	10.000.000	20.06.2022
Syndication loans	-	36.000.000,00	21.06.2022
European Investment Bank	-	20.000.000,00	22.06.2022
Syndication loans	37.500.000	14.285.714	29.06.2022
The Bank of Tokyo-Mitsubishi UFJ, Ltd	-	29.376.244	30.06.2022
European Investment Bank	-	5.000.000	30.06.2022
Sumitomo Mitsui Banking Corporation	36.500.000	-	6.07.2022
European Investment Bank	-	10.000.000	6.07.2022
European Investment Bank	1.914.559	-	13.07.2022
Sumitomo Mitsui Banking Corporation	30.000.000	-	14.07.2022
Islamic Development Bank	4.935.714	-	20.07.2022
Intesa Sanpaolo İstanbul	-	55.000.000	25.07.2022
European Investment Bank	2.840.906	2.375.000	27.07.2022
Citibank	25.000.000	-	1.08.2022
Avrupa Konseyi Kalkınma Bankası	-	13.541.667	8.08.2022
Avrupa Yatırım Bankası	1.903.235	-	10.08.2022
Syndication loans	24.500.000	-	19.08.2022

TÜRKİYE İHRACAT KREDİ BANKASI A.Ş.
NOTES TO THE UNCONSOLIDATED FINANCIAL STATEMENTS
AS AT 31 DECEMBER 2022

(Amounts expressed in thousands of Turkish Lira (TL) unless otherwise stated.)

SECTION FIVE (Continued)

EXPLANATIONS AND DISCLOSURES ON UNCONSOLIDATED FINANCIAL STATEMENTS (Continued)

II. Explanations and notes on liabilities (Continued)

3. Information on banks and other financial institutions (Continued)

3.4 Additional explanations over areas of concentration of the liabilities of the Bank

Funds borrowed	Repayment Amount- USD	Repayment Amount- EUR	Repayment Date
Citibank	20.000.000	-	22.08.2022
World Bank	4.148.051	1.109.760	1.09.2022
Citibank	30.000.000	-	20.09.2022
Syndication Loan	10.416.667	5.555.556	28.09.2022
European Investment Bank	-	1.470.588	3.10.2022
Islamic Development Bank	12.096.143	-	17.10.2022
Islamic Development Bank	2.253.857	-	25.10.2022
Citibank	15.000.000	-	25.10.2022
Council of Europe Development Bank	-	5.000.000	26.10.2022
Intesa Sanpaolo İstanbul	-	100.000.000	4.11.2022
Syndication Loan	2.142.857	7.142.857	7.11.2022
Council of Europe Development Bank	-	5.000.000	16.11.2022
Syndication Loan	161.500.000	418.800.000	17.11.2022
ICBC Turkey	-	200.000.000	25.11.2022
Bank ABC	100.000	-	30.11.2022
ING DIBA	-	5.652.632	5.12.2022
European Investment Bank	-	10.000.000	19.12.2022
Syndication Loan	-	36.000.000	21.12.2022
European Investment Bank	-	20.000.000	22.12.2022
Black Sea Trade and Development Bank	-	25.000.000	22.12.2022
Syndication Loan	-	23.750.000	28.12.2022
Syndication Loan	37.500.000	14.285.714	29.12.2022

4. Information regarding securities issued

As of 31 December 2022, the liabilities of the Bank resulting from bond issuances is presented as follows:

Information regarding securities issued	Current Period	Prior Period
Securities Issued	41.487.443	36.024.241
Discount on Issuance of Securities (-)	663.688	78.709
Bond Interest Accrual	898.386	1.338.772
Total	41.722.141	37.284.304

TÜRKİYE İHRACAT KREDİ BANKASI A.Ş.
NOTES TO THE UNCONSOLIDATED FINANCIAL STATEMENTS
AS AT 31 DECEMBER 2022

(Amounts expressed in thousands of Turkish Lira (TL) unless otherwise stated.)

SECTION FIVE (Continued)

EXPLANATIONS AND DISCLOSURES ON UNCONSOLIDATED FINANCIAL STATEMENTS (Continued)

II. Explanations and notes on liabilities (Continued)

5. If the other liabilities items in the balance sheet exceed 10% of the total of the balance sheet, the sub-accounts constituting at least 20% of these (names and amounts)

At least 20% of other liabilities item on Balance Sheet, together with the amounts not to exceed 10% of the total balance sheet is provided below.

	Current Period		Prior Period	
	TL	FC	TL	FC
Country Loans- Risk Premiums	-	1.384.972	-	949.178
Loan Transactions	1.779	10.611	3.469	33.487
Insurance Transactions	5.598	32.809	5.216	26.840
Debts to public institutions and organizations	-	33.611	-	5.047
Unearned Revenue	-	39.535	-	35.265
Other ^(*)	-	-	3.000.000	-
Total	7.377	1.501.538	3.008.685	1.049.817

(*)It consists of the balance sent by the Ministry of Treasury and Finance for capital increase.

6. Information on lease payables (net)

As of 31 December 2022, all lease transactions of the Bank consist of operating lease transactions.

	Current Period	Prior Period
Lease obligation under the contract	16.738	6.892
Deferred interest expense	(4.742)	(969)
Total	11.996	5.923

	Current Period		Prior Period	
	Gross	Net	Gross	Net
Less than 1 year	9.553	6.763	4.823	4.330
Between 1-4 years	7.185	5.233	1.754	1.298
More than 4 years	-	-	315	295
Toplam	16.738	11.996	6.892	5.923

7. Information on provisions

7.1. Expected credit losses for non-cash loans that are not indemnified or converted into cash or expected credit losses for non-cash loans

	Current Period	Prior Period
Expected credit losses (insurance and non-cash loans)	425.413	351.906

As of 31 December 2022, the Bank has provision of 403.222 TL (31 December 2021: 343.920 TL) for possible future indemnity payments due to the export receivables insured, and a provision of TL 22.191 TL (31 December 2021: 7.986 TL) for the letters of guarantee it has issued.

TÜRKİYE İHRACAT KREDİ BANKASI A.Ş.
NOTES TO THE UNCONSOLIDATED FINANCIAL STATEMENTS
AS AT 31 DECEMBER 2022

(Amounts expressed in thousands of Turkish Lira (TL) unless otherwise stated.)

SECTION FIVE (Continued)

EXPLANATIONS AND DISCLOSURES ON UNCONSOLIDATED FINANCIAL STATEMENTS (Continued)

II. Explanations and notes on liabilities items (Continued)

7. Information on provisions (Continued)

7.2. Information on provisions for decrease in foreign exchange differences of foreign currency indexed loans and financial leasing receivables principal amounts

There is not any foreign currency indexed loan of the Bank.

7.3. Information on employee benefits provisions

	Current Period	Prior Period
Reserve for employee termination benefits	82.072	33.824
Reserve for success fee	54.394	48.477
Unused vacation	43.936	18.002
Reserve for dividend payment	90.614	39.626
Total	271.016	139.929

7.4. Other provisions, If other provisions exceed 10% of total provisions, the names and amounts of the sub-accounts causing the overdraft

Other provisions are TL 844,572 (December 31, 2021: TL 603.408), sub-accounts, TL 425.413 (December 31, 2021: TL 351.906) insurance and non-cash transactions, TL 238,000 (December 31, 2021: TL 120.000) free provision for possible risks, 33.997 It consists of TL (31 December 2021: TL 24.036) lawsuit and court provisions and other provisions amounting to TL 147.162 (December 31, 2021: TL 107.466).

8. Explanations on tax liability

8.1 Explanations on current tax liability

8.1.1. Information on provision for taxes

None.

8.1.2. Information on taxes payable

	Current Period	Prior Period
Corporate Taxes Payable ⁽¹⁾	-	-
Taxation on Revenue from Securities	-	-
Property Tax	-	-
Banking Insurance Transaction Tax	5.941	2.578
Foreign Exchange Transaction Tax	-	-
Value Added Tax Payable	3.996	1.064
Other	14.752	4.302
Total	24.689	7.944

⁽¹⁾ As stated at Section 3 Note XVII, the Bank is exempt from corporate tax.

8.1.3. Information on premium payables

	Current Period	Prior Period
Social Security Premiums – Employee	4.156	1.781
Social Security Premiums – Employer	6.321	2.843
Bank Social Aid Pension Fund Premiums – Employee	-	-
Bank Social Aid Pension Fund Premiums – Employer	-	-
Pension Fund Membership Fee and Provisions - Employee	-	-
Pension Fund Membership Fee and Provisions - Employer	4	-
Unemployment Insurance – Employee	321	152
Unemployment Insurance - Employer	615	275
Other	-	-
Total	11.417	5.051

8.2. Information on deferred tax liability:

None.

TÜRKİYE İHRACAT KREDİ BANKASI A.Ş.
NOTES TO THE UNCONSOLIDATED FINANCIAL STATEMENTS
AS AT 31 DECEMBER 2022

(Amounts expressed in thousands of Turkish Lira (TL) unless otherwise stated.)

SECTION FIVE (Continued)

EXPLANATIONS AND DISCLOSURES ON UNCONSOLIDATED FINANCIAL STATEMENTS
(Continued)

II. Explanations and notes on liabilities (Continued)

9. Information on subordinated debt instruments

	Current Period		Prior Period	
	TL	FC	TL	FC
Debt instruments to be included in the additional capital calculation	-	3.507.093	-	2.524.710
Subordinated Loans	-	3.507.093	-	2.524.710
Subordinated Debt Instruments	-	-	-	-
Debt instruments to be included in the contribution capital calculation	3.000.127	-	2.999.127	-
Subordinated Loans	-	-	-	-
Subordinated Debt Instruments	3.000.127	-	2.999.127	-
Total	3.000.127	3.507.093	2.999.127	2.524.710

10. Information on shareholders' equity

10.1. Presentation of paid-in capital

	Current Period	Prior Period
Common Stock	13.800.000	10.800.000
Preferred Stock	-	-

10.2. Paid-in capital amount, explanation as to whether the registered share capital system is applied and if so, amount of registered share capital ceiling

Capital System	Paid-in Capital	Capital Ceiling
Registered Capital System	13.800.000	30.000.000

The Bank has decided to use the capital stock system that is registered on the extraordinary general meeting held on 12 January 2017. The decision has been submitted to the trade register and has been published on Turkey Trade Registry Gazette No. 9252 on 30 January 2017.

10.2.1. Information on share capital increase from revaluation funds during the current period

Increase Date	Increase Amount	Cash	Profit reserves used for increase	Capital reserves used for increase
3 February 2022	3.000.000	3.000.000	-	-

10.2.2. Information on the portion added from capital reserves to paid-in capital

There is no portion added from capital reserves to the paid-in capital in the current period.

10.2.3. Information on capital commitments, the purpose and the sources until the end of the fiscal year and the subsequent interim period

None.

TÜRKİYE İHRACAT KREDİ BANKASI A.Ş.
NOTES TO THE UNCONSOLIDATED FINANCIAL STATEMENTS
AS AT 31 DECEMBER 2022

(Amounts expressed in thousands of Turkish Lira (TL) unless otherwise stated.)

SECTION FIVE (Continued)

EXPLANATIONS AND DISCLOSURES ON UNCONSOLIDATED FINANCIAL STATEMENTS
(Continued)

II. Explanations and notes on liabilities (Continued)

10. Information on shareholders' equity (Continued)

10.3. The effects of anticipations based on the financial figures for prior periods regarding the Bank's income, profitability and liquidity, and the anticipations regarding the uncertainty of these indicators on the shareholders' equity

The credit, interest and the foreign currency risk policies of the Bank were determined to minimize the losses that may result from these risks. The Bank aims to obtain a reasonable positive return on equity in real terms in relation with its banking transactions and to protect its equity from the effects of inflation. Accordingly, the Bank does not expect losses that may materially affect its equity. In addition, the free capital of the Bank is high and is getting steadily stronger.

10.4. Information on privileges given to shares representing the capital

The common shares of the Bank are owned by the Republic of Turkey Ministry of Treasury and Finance.

10.5. Information on marketable securities value increase fund

	Current Period		Prior Period	
	TL	FC	TL	FC
From Investments in Associates, Subsidiaries and Joint Ventures	-	-	-	-
Valuation Difference	208.460	(186.857)	105.518	(98.662)
Foreign Currency Differences	-	-	-	-
Total	208.460	(186.857)	105.518	(98.662)

TÜRKİYE İHRACAT KREDİ BANKASI A.Ş.
NOTES TO THE UNCONSOLIDATED FINANCIAL STATEMENTS
AS AT 31 DECEMBER 2022

(Amounts expressed in thousands of Turkish Lira (TL) unless otherwise stated.)

SECTION FIVE (Continued)

EXPLANATIONS AND DISCLOSURES ON UNCONSOLIDATED FINANCIAL STATEMENTS (Continued)

III. Explanations and notes related to off-balance sheet accounts

I. Explanations on off-balance sheet commitments

1.1 Type and amount of irrevocable commitments

As of 31 December 2022, the Bank has no irrevocable commitments (31 December 2021: 13.334 TL).

1.2 The structure and amount of probable losses and commitments resulting from off-balance sheet items, including those below:

None.

1.2.1 Non-cash loans including guarantees, bank acceptances, collaterals and others that are accepted as financial commitments and other letters of credit

	Current Period	Prior Period
Letters of Guarantee	361.339	114.634
Endorsements	-	-
Guarantees and bails given for export	811.584	791.075
Guarantees given for Export Loan Insurance	33.598.362	25.161.299
Total	34.771.285	26.067.008

1.2.2 Revocable, irrevocable guarantees and other similar commitments and contingencies

None.

1.3 Total amount of non-cash loans

	Current Period	Prior Period
Non-cash loans given against cash loans	361.339	114.634
With original maturity of 1 year or less than 1 year	361.339	114.634
With original maturity of more than 1 year	-	-
Other non-cash loans	34.409.946	25.952.374
Total	34.771.285	26.067.008

TÜRKİYE İHRACAT KREDİ BANKASI A.Ş.
NOTES TO THE UNCONSOLIDATED FINANCIAL STATEMENTS
AS AT 31 DECEMBER 2022

(Amounts expressed in thousands of Turkish Lira (TL) unless otherwise stated.)

SECTION FIVE (Continued)

EXPLANATIONS AND DISCLOSURES ON UNCONSOLIDATED FINANCIAL STATEMENTS (Continued)

III. Explanations and notes related to off-balance sheet accounts (Continued)

1. Explanations on off-balance sheet commitments (Continued)

1.4. Information on sectorial risk concentrations of non-cash loans

	Current Period				Prior Period			
	TL	(%)	FC	(%)	TL	(%)	FC	(%)
Agricultural	-	-	-	-	-	-	-	-
Farming and Raising livestock	-	-	-	-	-	-	-	-
Forestry	-	-	-	-	-	-	-	-
Fishing	-	-	-	-	-	-	-	-
Manufacturing	396.411	48,4	13.419.055	39,6	288.719	60,2	10.376.695	40,6
Mining and Quarrying	-	-	-	-	-	-	-	-
Production	395.703	48,4	13.264.694	39,1	288.259	60,1	10.304.745	40,3
Electric, Gas and Water	708	0,0	154.361	0,5	460	0,1	71.950	0,3
Construction	2.305	0,3	317.507	0,9	10.148	2,1	177.440	0,7
Services	401.439	49,1	18.982.781	56,0	177.853	37,1	14.275.430	55,8
Wholesale and Retail Trade	398.113	48,7	17.543.431	51,7	177.853	37,1	13.103.077	51,2
Hotel, Food and Beverage Services	954	0,1	22.477	0,1	-	-	7.358	0,0
Transportation and Telecommunication	2.372	0,3	1.345.251	4,0	-	-	1.034.589	4,0
Financial Institutions	-	-	32.193	0,1	-	-	118.443	0,5
Real Estate and Leasing Services	-	-	21.166	0,1	-	-	9.449	0,0
Self-employment Services	-	-	-	-	-	-	-	-
Education Services	-	-	716	0,0	-	-	426	0,0
Health and Social Services	-	-	17.547	0,0	-	-	2.088	0,0
Other	18.013	2,2	1.233.774	3,5	3.105	0,6	757.618	2,9
Total	818.168	100	33.953.117	100	479.825	100	25.587.183	100

1.5. Information on the non-cash loans classified under Group I and Group II

	Group I		Group II	
	TL	FC	TL	FC
Non-Cash loans				
Letters of Guarantee	-	361.339	-	-
Bank Acceptances	-	-	-	-
Letters of Credit	-	-	-	-
Endorsements	-	-	-	-
Underwriting Commitments	-	-	-	-
Factoring Guarantees	-	-	-	-
Other Commitments and Contingencies	818.168	33.591.778	-	-

TÜRKİYE İHRACAT KREDİ BANKASI A.Ş.
NOTES TO THE UNCONSOLIDATED FINANCIAL STATEMENTS
AS AT 31 DECEMBER 2022

(Amounts expressed in thousands of Turkish Lira (TL) unless otherwise stated.)

SECTION FIVE (Continued)

EXPLANATIONS AND DISCLOSURES ON UNCONSOLIDATED FINANCIAL STATEMENTS (Continued)

III. Explanations and notes related to off-balance sheet accounts (Continued)

1. Explanations on off-balance sheet commitments (Continued)

1.6. Information on derivative transactions

	Current Period	Prior Period
Types of Trading Transactions		
Foreign Currency Related Derivative Transactions: (I)	12.967.453	5.195.780
Forward Transactions	-	-
Swap Transactions	12.967.453	5.195.780
Futures Transactions	-	-
Option Transactions	-	-
Interest Related Derivative Transactions (II)	-	-
Forward Interest Rate Agreements	-	-
Interest Rate Swaps	-	-
Interest Rate Options	-	-
Interest Rate Futures	-	-
Other Trading Derivative Transactions: (III)	-	-
A. Total Trading Derivative Transactions (I+II+III)	12.967.453	5.195.780
Types of Hedging Derivative Transactions		
Fair Value Hedges	54.761.137	44.286.238
Cash Flow Hedges	15.557.709	22.904.385
Foreign Currency Investment Hedges	-	-
B. Total Hedging Derivative Transactions (IV)	70.318.846	67.190.623
Total Derivative Transactions (A+B)	83.286.299	72.386.403

1.7. Explanations on credit derivatives and risk of exposure from these derivatives

Derivative transaction is made for hedging the balance sheet risks to the maximum extent by minimizing the inconsistencies between the assets and liabilities of the Bank. As a result of these transactions, the Bank is exposed to the risk of changes in fair value. As a result of these transactions, there are cross currency swaps and interest swaps against the fixed interest rate bonds issued by the Bank.

Except for derivative financial transactions subjected to hedge accounting, the Bank is also preserved from the risk financially, through but also it has financial derivative instruments recorded as trading derivative assets and trading derivative liabilities. For this purpose, the Bank mainly uses foreign currency and interest rate swaps. With these instruments, the Bank aims to prevent the currency risk and interest rate risk

1.8. Explanations on contingent assets and liabilities

The Bank recognizes contingent assets if the probability of the inflow of economic benefits is virtually certain. In case the inflow of economic benefits is probable but not virtually certain, such contingent asset is disclosed.

As of 31 December 2022 and 31 December 2021, there is not any contingent asset.

The Bank recognizes provision for contingent liability when the probability of occurrence is high and the contingent liability can be reliably estimated; if the contingent liability cannot be reliably estimated, the contingent liability is disclosed. When the likelihood of the occurrence of the contingent liability is remote or low, it is disclosed.

In this respect, as of 31 December 2022, there are legal proceedings outstanding against the Bank amounting to TL 4.646, 7.238 USD, EUR 1.148 as confirmed from the lawyer letter prepared by the legal department of the Bank.

There are legal proceedings outstanding filed by the Bank. These legal proceedings amount to TL 274.368, USD 62.317 and EUR 16.744.

1.9. Explanations on services in the name of others

The Bank does not have any custody and deposit activities in the name of real and legal persons.

The Bank also provides insurance to some extent for the export receivables of exporter companies against commercial and political risks under the scope of export loan insurance program.

TÜRKİYE İHRACAT KREDİ BANKASI A.Ş.
NOTES TO THE UNCONSOLIDATED FINANCIAL STATEMENTS
AS AT 31 DECEMBER 2022

(Amounts expressed in thousands of Turkish Lira (TL) unless otherwise stated.)

SECTION FIVE (Continued)

EXPLANATIONS AND DISCLOSURES ON UNCONSOLIDATED FINANCIAL STATEMENTS
(Continued)

IV. Explanations on notes related to statement of profit or loss

1. Within the scope of interest income

1.1. Information on interest income on loans

	Current Period		Prior Period	
	TL	FC	TL	FC
Interest income on Loans				
Short-term Loans	6.640.849	2.666.137	1.406.194	1.817.165
Medium and Long-term Loans	507.421	5.161.594	282.155	2.502.433
Interest on Loans Under Follow-up	12.373	-	1.917	-
Premiums Received from Resource Utilization Support Fund	-	-	-	-
Total	7.160.643	7.827.731	1.690.266	4.319.598

1.2. Information on interest income from banks

	Current Period		Prior Period	
	TL	FC	TL	FC
CBRT	-	31.135	-	-
Domestic Banks	122.949	79.530	259.121	1.005
Foreign Banks	-	51.454	-	962
Headquarters and Branches Abroad	-	-	-	-
Total	122.949	162.119	259.121	1.967

1.3. Interest income from securities portfolio

	Current Period		Prior Period	
	TL	FC	TL	FC
Financial Assets Measured at Fair Value through Profit or Loss	-	12.394	-	10.701
Financial Assets Measured at Fair Value through Other Comprehensive Income	4.082	158.502	76	83.010
Financial Assets Measured at Amortized Cost	525.261	490.967	280.995	412.952
Total	529.343	661.863	281.071	506.663

1.4. Information on interest income received from associates and subsidiaries

There is no interest income from associates and subsidiaries.

2. Within the scope of interest expense

2.1. Information on interest expense on borrowings

	Current Period		Prior Period	
	TL	FC	TL	FC
Banks				
CBRT	4.161.502	734.464	387.243	373.039
Domestic Banks	135.238	632.370	-	246.257
Foreign Banks		2.059.343	-	1.024.877
Headquarters and Branches Abroad			-	-
Other Institutions		249.663	-	181.236
Total	4.296.740	3.675.840	387.243	1.825.409

TÜRKİYE İHRACAT KREDİ BANKASI A.Ş.
NOTES TO THE UNCONSOLIDATED FINANCIAL STATEMENTS
AS AT 31 DECEMBER 2022

(Amounts expressed in thousands of Turkish Lira (TL) unless otherwise stated.)

SECTION FIVE (Continued)

EXPLANATIONS AND DISCLOSURES ON UNCONSOLIDATED FINANCIAL STATEMENTS (Continued)

IV. Explanations and notes related to statement of profit or loss (Continued)

2.2. Information on interest expense given to associates and subsidiaries

There is no interest expense given to associates and subsidiaries.

2.3. Interest paid to marketable securities issued

	Current Period		Prior Period	
	TL	FC	TL	FC
Interests paid to marketable securities issued	364.027	2.807.300	387.755	1.689.204

2.4. With respect to deposit and participation accounts

2.4.1 Maturity structure of the interest expense on deposits

The Bank does not accept deposits.

2.4.2 Maturity structure of the share paid of participation accounts

There are no participation accounts.

3. Information on trading income/loss (Net)

	Current Period	Prior Period
Gain	133.257.860	153.561.666
Trading Gains on Securities	587	4.451
Trading Gains on Derivative Financial Transactions	5.603.839	3.564.554
Foreign Exchange Gains	127.653.434	149.992.661
Loss (-)	132.532.151	152.918.593
Trading Losses on Securities	-	353
Trading Losses from Derivative Financial Transactions	2.013.123	1.545.407
Foreign Exchange Loss	130.519.028	151.372.833

4. Information on other operating income

	Current Period	Prior Period
Released Provisions	172.666	106.574
Rent Income	2.049	1.708
Other	33.686	17.789
Total	208.401	126.071

5. Information on Expected Loss Provisions and Other Provisions

	Current Period	Prior Period
Expected Credit Loss	277.707	231.578
12 month expected credit loss (Stage 1)	140.817	161.643
Significant increase in credit risk (Stage 2)	9.382	-
Non-performing loans (Stage 3)	127.508	69.935
Marketable Securities Impairment Expense (*)	3.071	12.093
Financial Assets Measured at Fair Value through Profit or Loss	3.071	12.093
Financial Assets Measured at Fair Value through Other Comprehensive Income	-	-
Investments in Associates, Subsidiaries and Financial Assets Measured at Amortised Cost Value Decrease	-	-
Investments in Associates	-	-
Subsidiaries	-	-
Joint Ventures	-	-
Other (*)	128.037	130.088
Total	408.815	373.759

(*) Consists of litigation and court provision expenses and free provision expenses for possible risks.

SECTION FIVE (Continued)

TÜRKİYE İHRACAT KREDİ BANKASI A.Ş.
NOTES TO THE UNCONSOLIDATED FINANCIAL STATEMENTS
AS AT 31 DECEMBER 2022

(Amounts expressed in thousands of Turkish Lira (TL) unless otherwise stated.)

EXPLANATIONS AND DISCLOSURES ON UNCONSOLIDATED FINANCIAL STATEMENTS
(Continued)

IV. Explanations and notes related to statement of profit or loss (Continued)

6. Information related to other operating expenses

	Current Period	Prior Period
Reserve for Employee Termination Benefits (*)	9.503	6.830
Bank Social Aid Provision Fund Deficit Provision	-	-
Vacation Pay Liability, net	25.934	2.062
Impairment Expenses of Tangible Fixed Assets	-	-
Depreciation Expenses of Tangible Fixed Assets	17.336	9.638
Impairment Expenses of Intangible Fixed Assets	-	-
Impairment Expenses of Goodwill	-	-
Amortization Expenses of Intangible Assets	3.979	2.495
Impairment Expenses of Equity Participations for which Equity Method is Applied	-	-
Impairment Expenses of Assets Held for Sale	-	-
Depreciation Expenses of Assets Held for Sale	-	-
Impairment Expenses of Non-current Asset Held for Sale and Discounted Operations	-	-
Other Operating Expenses	62.312	32.576
Operational Lease Expenses	399	656
Maintenance Expenses	609	489
Advertisement Expenses	25	51
Other Expenses	61.279	31.380
Loss on Sale of Assets	-	-
Other (**)	209.552	167.767
Total	328.616	221.368

(*) The amount of severance pay and accumulated vacation allowance shown in other provisions that are not included in other operating expenses in the profit or loss statement are also included in this table.

(**) The other column under other operating expenses includes BRSA participation share amounting to TL 103.912 (31 December 2021: TL 96.785)

Fees for services received from an independent audit firm

In accordance with the decision of the POA, dated March 26, 2021, the fees for the reporting period regarding the services received from the independent auditor or independent audit firm are given in the table below, excluding VAT.

	Current Period	Prior Period
Independent audit fee for the reporting period	675	415
Other assurance services	-	1.076
Total	675	1.491

8. Explanation on tax provisions for continuing and discontinued operations

None.

9. Explanation on net income/loss for the period

9.1. If the nature, size and the reoccurrence rate of the income and expense resulting from the ordinary banking activities are important to explain the performance of the Bank in the current period, the nature and the amount of these transactions

None.

9.2. If the changes in the estimates of the financial statement accounts may affect the profit/loss in the following periods, related periods and the necessary information

None.

TÜRKİYE İHRACAT KREDİ BANKASI A.Ş.
NOTES TO THE UNCONSOLIDATED FINANCIAL STATEMENTS
AS AT 31 DECEMBER 2022

(Amounts expressed in thousands of Turkish Lira (TL) unless otherwise stated.)

SECTION FIVE (Continued)

EXPLANATIONS AND DISCLOSURES ON UNCONSOLIDATED FINANCIAL STATEMENTS
(Continued)

IV. Explanations and notes related to statement of profit or loss (Continued)

9.3. If the other accounts in the income statement exceed 10% of the total of the income statement, the sub-accounts constituting at least 20% of these accounts

	Current Period	Prior Period
Insurance Transactions Commission Income	1.436.991	796.898
Loan Transactions Commission Income	235.668	123.021
Other	7.165	4.601
Fees and Commissions Received	1.679.824	924.520
Insurance Transactions Commission Expenses	679.262	396.063
Funds Borrowed Commission Expenses	8.563	7.231
Securities Issued Commission Expenses	18.198	14.992
Other	116.557	75.582
Fees and Commissions Paid	822.580	493.868
Net Fees and Commissions Income	857.244	430.652

TÜRKİYE İHRACAT KREDİ BANKASI A.Ş.
NOTES TO THE UNCONSOLIDATED FINANCIAL STATEMENTS
AS AT 31 DECEMBER 2022

(Amounts expressed in thousands of Turkish Lira (TL) unless otherwise stated.)

SECTION FIVE (Continued)

EXPLANATIONS AND DISCLOSURES ON UNCONSOLIDATED FINANCIAL STATEMENTS (Continued)

V. Explanations and notes related to changes in shareholders' equity

1. Information about the adjustment related to the application of Financial Instruments Accounting Standards in the current period

1.1. The increase after the revaluation of the Financial Assets Measured at Fair Value through Other Comprehensive Income

The fair value gains of the Financial Assets Measured at Fair Value through Other Comprehensive Income, other than the hedging instruments, amounting to TL 14.747 are recorded under the "Marketable Securities Value Increase/Decrease Fund" account under equity.

1.2. Information for the increases in the accounts related to cash flow hedges

	Current Period	Prior Period
Hedging Reserves (Effective portion)	(9.382)	40.422

1.2.1 The reconciliation and confirmation for the cash flow hedges accounts at the beginning and end of the period

Opening Balance	Current Period	Prior Period
Hedging Reserves (Effective portion)	73.439	33.017

Ending Balance	Current Period	Prior Period
Hedging Reserves (Effective portion)	64.057	73.439

1.2.2. Under the cash flow hedges, the current period charge of the income or loss under equity related with a derivative or a non-derivate financial asset and liability designated as cash flow hedge instruments

Under the cash flow hedge , the income or loss are related with a derivative or a non-derivate financial asset and liability designated as cash flow hedge instruments recorded under the hedging reserves amounting to TL 64.057

1.2.3. Reconciliation of foreign exchange differences at the beginning and end of the period

None.

2. Information related to distribution of profit

2.1. The amount of dividend declared before the approval date of the financial statements but after the balance

None.

2.2. Earnings per share proposed to be distributed to shareholders after the balance sheet date

Profit distributions are approved by the General Assembly of the Bank. As of the report date, no profit distribution decision has been made by the General Assembly for 2022 profit.

3. Amount transferred to legal reserves

	Current Period	Prior Period
Amount Transferred to Legal Reserves under Dividend Distribution	155.326	75.569

4. Information on issuance of share certificates

4.1 For all share groups; any restrictions, preferential terms and rights for distribution of dividends and payment of share capital.

None.

5. Explanations on other share capital increases

The capital increase of 3,000,000 TL, paid in cash by the Ministry of Treasury and Finance of the Republic of Turkey, was realized and the capital increase process was completed by being registered by the Istanbul Trade Registry on February 3, 2022.

TÜRKİYE İHRACAT KREDİ BANKASI A.Ş.
NOTES TO THE UNCONSOLIDATED FINANCIAL STATEMENTS
AS AT 31 DECEMBER 2022

(Amounts expressed in thousands of Turkish Lira (TL) unless otherwise stated.)

SECTION FIVE (Continued)

EXPLANATIONS AND DISCLOSURES ON UNCONSOLIDATED FINANCIAL STATEMENTS
(Continued)

VI. Explanations and notes related to statement of cash flows

1. Information on the cash and cash equivalents

1.1. Information on cash and cash equivalents at the beginning of the period

The components constituting the cash and cash equivalents and the accounting policies used for the determination of these components:

Cash and foreign currency together with demand deposits at banks including the CBRT are defined as “Cash” and interbank money market and time deposits in banks with original maturities of less than three months are defined as “Cash equivalents”.

Beginning of the Period	Current Period	Prior Period
Cash	-	10
CBRT and other banks	17.151.676	9.993.685
Money market placements	2.329.447	1.688.243
Banks accrual	(2.279)	(11.882)
Total Cash and Cash Equivalents	19.478.844	11.670.056

1.2. Information on the cash and cash equivalents at the end of the period

	Current Period	Prior Period
Cash	6.548.492	11.300.265
Cash	-	-
Central Bank	6.548.492	11.300.265
Cash Equivalents	7.985.549	8.180.858
Banks and other financial institutions	6.025.168	5.851.411
Money market placements	1.960.381	2.329.447
Cash and Banks	14.534.041	19.481.123
Banks Accrual	(12.380)	(2.279)
Total Cash and Cash Equivalents	14.521.661	19.478.844

1.3. Explanations about other cash flows items and the effect of changes in foreign exchange rates on cash and cash equivalents

The “Other” item under “Operating profit before changes in operating assets and liabilities” amounting to TL 2.128.142 (31 December 2021: TL 1.079.152) mainly consists of fees and commissions paid, foreign exchange losses, other operating income excluding collections from doubtful receivables and other operating expenses excluding personnel expenses.

“Net increase/decrease in other liabilities” amounting to TL 2.639.317 (December 31, 2021: TL 10.320.073) in “Changes in assets and liabilities subject to banking activities” includes changes in other liabilities, taxes, duties, fees and premiums payable.

TÜRKİYE İHRACAT KREDİ BANKASI A.Ş.
NOTES TO THE UNCONSOLIDATED FINANCIAL STATEMENTS
AS AT 31 DECEMBER 2022

(Amounts expressed in thousands of Turkish Lira (TL) unless otherwise stated.)

SECTION FIVE (Continued)

EXPLANATIONS AND DISCLOSURES ON UNCONSOLIDATED FINANCIAL STATEMENTS
(Continued)

VII. Explanations and notes related to the Bank's risk group

In accordance with the paragraph 5 of article 49 of the Banking Law No. 5411, the Bank does not have any shareholding which it controls directly or indirectly and with which it constitutes a risk group.

1. Explanations and notes related to the domestic, foreign, off-shore branches or affiliates and foreign representatives of the Bank

Information on the Bank's domestic and foreign branches and foreign representatives of the Bank

	Number	Number of Employees			
Domestic Branch	23	748			
			Country of Incorporation		
Foreign Representation Office	-	-	-		
				Total Assets	Statutory Share Capital
Foreign branch	-	-	-	-	-
Off-shore Banking Region Branches	-	-	-	-	-

2. Information on the Bank's branch or representative office openings, closings, significant changes in the organizational structure

None

VIII. Explanations and notes related to events after balance sheet

On 31 January 2023, the Bank has issued bonds amounting to USD 500 million, with a maturity of three years and a fixed interest rate of 9.375 percent, and the related transaction has been subject to hedge accounting as of the report date.

As of the report date, the Bank has issued the following financing bills:

Tarih	Amount	Maturity Days	Interest Rate (%)
27 January 2023	39,5 Million USD Dollar	179	8,35
10 February 2023	34 Million USD Dollar	89	7,05
14 February 2023	20 Million Euro	90	5,05
16 February 2023	20 Million GBP	90	6,10

Due to the negativities caused by the earthquakes centered in Kahramanmaraş, affecting many of our provinces and shaking our whole country, a state of emergency was declared including 10 provinces in the region. The developments regarding the natural disaster in question are closely monitored and studies for determining the situation are continuing.

TÜRKİYE İHRACAT KREDİ BANKASI A.Ş.
NOTES TO THE UNCONSOLIDATED FINANCIAL STATEMENTS
AS AT 31 DECEMBER 2022

(Amounts expressed in thousands of Turkish Lira (TL) unless otherwise stated.)

SECTION SIX
OTHER EXPLANATIONS

I. Summary information about the Bank's credit ratings from international credit rating agencies

The ratings given by international rating agencies are as follows as of 31 December 2022.

Moody's		Fitch Ratings		
Long Term (Foreign and Local Currency) Issuer Rating	B3 Stable	Long Term Foreign Currency Issuer Rating	B-	Negative
Foreign Currency Bond Rating	B3 Stable	Long Term Local Currency Credit Rating	B	Negative
Foreign Currency Bond Rating (Medium Term Issuance Program)	(P)B3	Short Term Foreign Currency Credit Rating	B	
Basic Credit Evaluation Note	b3	Short Term Local Currency Credit Rating	B	
Adjusted Basic Credit Rating	b3	State Support Note	b-	
Long Term Counterparty (Foreign and Local Currency) Risk Rating	B3	National Long Term Credit Rating	AAA (tur)	Stable
Long Term Counterparty Risk Assessment	B2(cr)			
Short Term Issuer Notes (Foreign and Local Currency)	NP			
Other Short Term	(P)NP			

Views of the Bank's credit ratings are shown as of the last updated dates. (Moody's: August 16, 2022, Fitch Ratings: July 26, 2022)

SECTION SEVEN

Independent Auditors' Report

I. Explanations on the independent auditors' report

1. Explanations on auditors' report

The unconsolidated financial statements for the period ended 31 December 2022 have been reviewed by Güney Bağımsız Denetim ve Serbest Muhasebeci Mali Müşavirlik A.Ş. (A member firm of Ernst & Young Global Limited) and Independent Auditors' Report dated 24 February 2023 is presented before the unconsolidated financial statements.

II. Explanations and notes prepared by independent auditor

None.

Directory

	Phone	Fax	E-Mail	Address
HEAD OFFICE	(+90 216) 666 55 00	(+90 216) 666 55 99	info@eximbank.gov.tr	Saray Mah. Ahmet Tevfik İleri Cad. No:19 34768 Ümraniye / İSTANBUL
REGIONAL DIRECTORATES				
İÇ ANADOLU REGIONAL DIRECTORATE	(+90 216) 800 75 00	(+90 312) 425 78 96 (+90 216) 666 59 10	icanadolubolgemudurlugu@eximbank.gov.tr	Oğuzlar Mah. 1377 Cad. No:11 06520 Balgat, Çankaya / ANKARA
EGE REGIONAL DIRECTORATE	(+90 216) 800 76 35	(+90 216) 666 59 35	egebolgemudurlugu@eximbank.gov.tr	Atatürk Caddesi No:190 İzmir Ticaret Odası Hizmet Binası (İZTO) Kat:7 35220 Alsancak, Konak / İZMİR
MARMARA REGIONAL DIRECTORATE	(+90 216) 800 76 00	(+90 216) 666 59 19	marmarabolgemudurlugu@eximbank.gov.tr	Saray Mah. Ahmet Tevfik İleri Cad. No:19/2 34768 Ümraniye / İSTANBUL
BRANCHES				
ADANA BRANCH	(+90 216) 800 76 01	(+90 216) 666 59 01	adanasube@eximbank.gov.tr	Döşeme Mah. 60101 Sok. No: 1 Adana Sanayi Odası 01130 Seyhan / ADANA
ANTALYA BRANCH	(+90 216) 800 76 07	(+90 216) 666 59 07	antalyasube@eximbank.gov.tr	Topçular Mh. Aspendos Bulv. No:163 Batı Akdeniz İhracatçıları Birliği Muratpaşa / ANTALYA
ANKARA BRANCH	(+90 216) 800 76 06	(+90 216) 666 59 13	ankarasube@eximbank.gov.tr	Oğuzlar Mah. 1377 Cad. No:11 06520 Balgat, Çankaya / ANKARA
BURSA BRANCH	(+90 216) 800 76 16	(+90 216) 666 59 16	bursasube@eximbank.gov.tr	Organize Sanayi Bölgesi Kahverengi Cad. No:11 Uludağ İhracatçı Birlikleri D Blok Zemin Kat Nilüfer / BURSA
ÇORLU BRANCH	(+90 216) 800 76 59	(+90 216) 666 59 49	corlusube@eximbank.gov.tr	Zafer Mah. Şehitler Cad. No:6 Çorlu Ticaret Ve Sanayi Odası 2. Kat 59860 Çorlu / TEKİRDAĞ
DENİZLİ BRANCH	(+90 216) 800 76 20	(+90 216) 666 59 20	denizlisube@eximbank.gov.tr	Akhan Mh. 246 Sk. No:8 Pamukkale / DENİZLİ Denizli İhracatçıları Birliği Binası (DENİB)
DİYARBAKIR BRANCH	(+90 216) 800 76 29	(+90 216) 666 59 29	diyarbakirSube@eximbank.gov.tr	Karacadağ Kalkınma Ajansı Hizmet Binası Zemin Kat Fırat Mahallesi Urfa Bulvarı No:142 Kayapınar / DİYARBAKIR
ESKİŞEHİR BRANCH	(+90 216) 800 76 26	(+90 216) 666 59 26	eskisehirsube@eximbank.gov.tr	Eskişehir OSB İsmail, Kanatlı Sk. No: 1, 26110 Odunpazarı Zemin Kat, 26010 Odunpazarı / ESKİŞEHİR
GAZİANTEP BRANCH	(+90 216) 800 76 27	(+90 216) 666 59 27	gaziantepsube@eximbank.gov.tr	Güneydoğu Anadolu İhracatçı Birlikleri Mücahitler Mah. Şehit Ertuğrul Polat Cad.No:3 27090 Şehitkamil / GAZİANTEP
GEBZE BRANCH	(+90 216) 800 76 41	(+90 216) 666 59 40	gebzesube@eximbank.gov.tr	İnönü Mah. Gebze Güzeller OSB Mah. Aşık Veysel Sok. No:1 Gebze / KOCAELİ
İSKENDERUN BRANCH	(+90 216) 800 76 31	(+90 216) 666 59 31	iskenderunsube@eximbank.gov.tr	Yenişehir Mah. Mareşal Fevzi Çakmak Cad. Nadide Apt. No: 38/B Zemin Kat İskenderun / HATAY

İSTANBUL AVRUPA YAKASI BRANCH	(+90 216) 800 76 34	(+90 216) 666 59 34	<a href="mailto:istanbulavrupayakasisu
be@eximbank.gov.tr">istanbulavrupayakasisu be@eximbank.gov.tr	Dış Ticaret Kompleksi, Yenibosna Merkez Mahallesi Sanayi Caddesi No: 3 Bahçelievler / İSTANBUL
İSTANBUL İKİTELLİ OSB BRANCH	(+90 216) 800 76 37	(+90 216) 666 59 37	<a href="mailto:ikitelisube@eximbank.
gov.tr">ikitelisube@eximbank. gov.tr	İkitelli OSB Mah. Süleyman Demirel Bulvarı No: 16 34490 Başakşehir / İSTANBUL
İSTANBUL ODAKULE BRANCH	(+90 216) 800 76 33	(+90 216) 666 59 33	<a href="mailto:istanbulodakulesube@e
ximbank.gov.tr">istanbulodakulesube@e ximbank.gov.tr	Meşrutiyet Cad. No:63, Odakule Plaza Kat:16 34430 Beyoğlu / İSTANBUL
İZMİR BRANCH	(+90 216) 800 76 30	(+90 216) 666 59 30	<a href="mailto:izmirsube@eximbank.g
ov.tr">izmirsube@eximbank.g ov.tr	Atatürk Caddesi No:190 İzmir Ticaret Odası Hizmet Binası (İZTO) Kat:7 35220 Alsancak, Konak / İZMİR
KAHRAMAN MARAŞ BRANCH	(+90 216) 800 76 46	(+90 216) 666 59 46	<a href="mailto:kahramanmarasSube@
eximbank.gov.tr">kahramanmarasSube@ eximbank.gov.tr	İstasyon Mahallesi İlahiyat Caddesi No:6 Kat:1 46050 Dulkadiroğlu / KAHRAMANMARAŞ
KAYSERİ BRANCH	(+90 216) 800 76 38	(+90 216) 666 59 38	<a href="mailto:kayserisube@eximbank
.gov.tr">kayserisube@eximbank .gov.tr	Alsancak Mah. Kocasinan Bulvarı no: 161 Kayseri Sanayi Odası 38110 Kocasinan / KAYSERİ
KONYA BRANCH	(+90 216) 800 76 42	(+90 332) 352 74 49 (+90 216) 666 59 42	<a href="mailto:konyasube@eximbank.
gov.tr">konyasube@eximbank. gov.tr	Konya Ticaret Odası Vatan Cad. No:1 Selçuklu / KONYA
MALTEPE BRANCH	(+90 216) 800 76 32	(+90 216) 666 59 32	<a href="mailto:maltepesube@eximban
k.gov.tr">maltepesube@eximban k.gov.tr	Altayçeşme Mah. Zuhul Sok. No:22 Kat:2 D:4 Niyazibey İş Merkezi Maltepe / İSTANBUL
MANİSA BRANCH	(+90 216) 800 76 45	(+90 216) 666 59 45	<a href="mailto:manisasube@eximbank
.gov.tr">manisasube@eximbank .gov.tr	Keçiliköy OSB Mah. Cumhuriyet Blv. No:14 45030 Yunusemre / MANİSA
MERKEZ BRANCH	(+90 216) 800 76 11	(+90 216) 666 58 92	<a href="mailto:merkezsube@eximbank
.gov.tr">merkezsube@eximbank .gov.tr	Saray Mah. Ahmet Tevfik İleri Cad. No:19/2 34768 Ümraniye / İSTANBUL
MERSİN BRANCH	(+90 216) 800 76 36	(+90 216) 666 59 36	<a href="mailto:mersinsube@eximbank
.gov.tr">mersinsube@eximbank .gov.tr	Limonluk Mah. Vali Hüseyin Aksoy Cad. No:4 33120 Yenişehir / MERSİN
TRABZON BRANCH	(+90 216) 800 76 61	(+90 216) 666 59 41	<a href="mailto:trabzonsube@eximban
k.gov.tr">trabzonsube@eximban k.gov.tr	Pazarkapı Mahallesi Sahil Caddesi Ticaret Borsası Binası No:103 Kat:5 61200 TRABZON
LIAISON OFFICES				
SAMSUN LIAISON OFFICE	(+90 216) 800 76 55	(+90 216) 666 59 17	<a href="mailto:samsunirtibatburosu@e
ximbank.gov.tr">samsunirtibatburosu@e ximbank.gov.tr	Samsun Ticaret ve Sanayi Odası Binası Hançerli Mah. Abbasağa Sokak No:8 Kat:7 İlkadım / SAMSUN
AYDIN LIAISON OFFICE	(+90 256) 211 50 00 Dâhili: 141	(+90 256) 211 63 16	<a href="mailto:eximbankirtibat@aydin
ticaretborsasi.org.tr">eximbankirtibat@aydin ticaretborsasi.org.tr	Ata Mahallesi, Denizli Blv. 09010 Efeler / AYDIN
EGE CHAMBER OF INDUSTRY LIAISON OFFICE	(+90 232) 445 29 74	(+90 232) 483 99 37	<a href="mailto:eximbankirtibat@ebso.
org.tr">eximbankirtibat@ebso. org.tr	Cumhuriyet Bul. No:63 Pasaport Konak / İZMİR
EGE EXPORTE RS' ASSOCIAT IONS TÜRK EXIMBAN	(+90 232) 488 60 00 / Dâhili: 1070	(+90 232) 488 61 00	<a href="mailto:eximbankirtibat@eib.or
g.tr">eximbankirtibat@eib.or g.tr	Atatürk Caddesi No: 382 35220 Alsancak / İZMİR

K LIAISON OFFICE				
ERZURUM LIAISON OFFICE	(+90 442) 232 25 32 – 2532	(+90 442) 232 25 90	eximirtibat@daib.org.tr	Erzurum 1. Organize Sanayi Bölgesi 2. Sanayi Cad. No:1 Aziziye / ERZURUM
HATAY LIAISON OFFICE	(+90 326) 285 59 86		eximbankhatay@akib.org.tr	Büyük Dalyan Mah. Nakliyeciler Sitesi İkinci Küme Evler, D Blok Zemin Kat, No:37/3 HATAY
ISPARTA LIAISON OFFICE	(+90 216) 800 74 44	(+90 216) 666 59 07	IspartaIrtibatBurosu@eximbank.gov.tr	Isparta Ekonomi Kampüsü Süleyman Demirel Bulvarı 102. Cadde No:185 Merkez ISPARTA
İNEGÖL LIAISON OFFICE	(+90 224) 714 82 60 Dâhili: 110	(+90 224) 714 98 59	eximbankirtibat@itso.org.tr	Süleymaniye Mah. 1. Cad. No:24 İnegöl / BURSA
İSTANBUL ANADOLU YAKASI ORGANİZED İNDUSTRIAL ZONE LIAISON OFFICE	(+90 216) 593 00 00	(+90 216) 593 00 09	eximbank@iavosb.com	Aydınlı Mahallesi Gazi Bulvarı 5. Sk. No: 2 Tuzla / İSTANBUL 34953
İZMİR KEMALPAŞA ORGANİZED İNDUSTRIAL ZONE LIAISON OFFICE	(+90 232) 877 22 36 - 151	(+90 232) 877 12 99	eximbankirtibat@kosbi.org.tr	Kemalpaşa OSB Mahallesi Gazi Bulvarı Dış Kapı No:189 Kemalpaşa / İZMİR
SAKARYA LIAISON OFFICE	(+90 264) 888 30 34		eximirtibat@satso.org.tr	Atatürk Bulvarı, Sakarya Ticaret ve Sanayi Odası Binası, 54060 Arifiye / SAKARYA

Türk Eximbank Support Services Center: (+90 850) 200 55 00

Türk Eximbank Website: www.eximbank.gov.tr

Twitter: @Turk_Eximbank

Facebook: @TurkEximbank

www.eximbank.gov.tr